

How well do we need to measure Higgs boson couplings?

Rick S. Gupta^{a,b}, Heidi Rzehak^{a*}, James D. Wells^{a,b}

^a*CERN Theoretical Physics, Geneva, Switzerland*

^b*Physics Department, University of Michigan, Ann Arbor, MI USA*

(Dated: January 27, 2023)

Most of the discussion regarding the Higgs boson couplings to Standard Model vector bosons and fermions is presented with respect to what present and future collider detectors will be able to measure. Here, we ask the more physics-based question of how well do we need to measure the Higgs boson couplings? We first present a reasonable definition of “need” and then investigate the answer in the context of various highly motivated new physics scenarios: supersymmetry, mixed-in hidden sector Higgs bosons, and a composite Higgs boson. We find the largest coupling deviations away from the SM Higgs couplings that are possible if no other state related to EWSB is directly accessible at the LHC. Depending on the physics scenario under consideration, we find targets that range from less than 1% to 10% for vector bosons, and from a few percent to tens of percent for couplings to fermions.

PACS numbers: 12.60Fr, 12.60Rc, 14.80Ec, 14.80Da

INTRODUCTION

There are preliminary indications that a Higgs boson with mass of about 125 GeV may have been seen in the data of the ATLAS and CMS experiments at LHC [1, 2]. If it is confirmed, the next question to ask is whether or not it is the SM Higgs boson. Establishing that the Higgs boson is a pure SM one is impossible, strictly speaking, but careful measurements of its couplings to the other Standard Model (SM) particles could confirm suspicions that it may not be a SM Higgs boson. There are plenty of opportunities to check the couplings since a 125 GeV SM Higgs boson has several substantive branching fractions [3]: $B(bb) \simeq 60\%$, $B(WW) \simeq 20\%$, $B(gg) \simeq 9\%$, $B(\tau\tau) \simeq 6\%$, $B(ZZ) \simeq 3\%$, $B(cc) \simeq 3\%$, etc. $B(\gamma\gamma) \simeq 0.2\%$ is also substantive due to the high mass resolution and relatively low background.

There are numerous studies that detail how well a collider can measure the Higgs boson couplings to the SM particles. These include LHC experiments in the near term [4], capabilities of a high luminosity LHC upgrade [5], and the capabilities of high-energy e^+e^- colliders, such as ILC [6, 7] and CLIC [8]. It is appropriate that these studies have focused on achieving the best sensitivity possible on the Higgs boson couplings. However, what the studies typically do not address is, how well do we really need to know the couplings?

To answer this question we must first decide on the criteria for “need”. There are many possibilities. One answer is that we must do what it takes to get measurements down to at least as good as the theory errors of impossible or difficult to compute higher-order corrections. For example, relating the bottom quark partial width

to the bottom quark Yukawa coupling requires a theory calculation to compare with the experimental measurement. It is impossible to pin down the bottom quark Yukawa coupling to better than a few percent no matter how well the partial width is measured due to the higher order corrections. Thus, measuring the partial widths, or equivalently measuring some “observable coupling”, to significantly better than a few percent is not needed, although such precision would be welcome for future generations who might be able to calculate better than us.

Another way to answer the question is, how well do we have to measure the Higgs couplings to see that it is exotic (i.e., non-SM) despite seeing no other “Higgs sector” or “symmetry breaking sector” state directly at the LHC. If we do see such states, we already know the Higgs sector is exotic, and so a coupling deviation is not qualitatively surprising or illuminating, although of course it would be quantitatively interesting. Operationally, this definition of need means that we must find the largest coupling deviations away from the SM Higgs couplings that are possible if no other “Higgs sector” or “symmetry breaking sector” state is directly accessible at the LHC.

There is no fully model-independent analysis to this determination, and so we shall give the answer within three different contexts. The first context is a singlet Higgs boson mixed in with the SM Higgs boson. The second context is a composite Higgs boson. And the third context we shall study is the Higgs bosons within the Minimal Supersymmetric Standard Model (MSSM). Our results will be summarized and conclusions given in the final concluding paragraphs.

MIXED-IN SINGLET HIGGS BOSON

Let us first consider a theory where there is an exotic Higgs boson that is a singlet under the SM gauge group but may spontaneously break symmetries in some hidden

*On leave from: Albert-Ludwigs-Universität Freiburg, Physikalisches Institut, Freiburg, Germany.

sector group. Since this extra field Φ_S is a scalar and gets a vacuum expectation value it can mix at the renormalizable level with the SM Higgs doublet H_{SM} through the operator $|H_{SM}|^2|\Phi_S|^2$ [10, 11]. There will be two resulting CP-even mass eigenstates, which are neither purely SM nor purely hidden sector. The mixing angle θ_h that takes the fields from gauge eigenstates to mass eigenstates is a new crucial parameter for Higgs boson phenomenology. The couplings of the two Higgs bosons h and H to fermions and gauge bosons, with respect to the SM Higgs boson are,

$$g_h^2 = c_h^2 g_{SM}^2 \quad (1)$$

$$g_H^2 = s_h^2 g_{SM}^2. \quad (2)$$

where $c_h = \cos \theta_h$ and $s_h = \sin \theta_h$. We will choose h to be the SM-like Higgs boson and hence $s_h^2 < 0.5$.

We want to consider a scenario where θ_h and m_H are such that the non SM-like Higgs boson is not discovered even after data is collected by the 14 TeV LHC. For a given value of θ_h the deviation in the couplings would be,

$$\Delta g_h / g_{SM} \approx -s_h^2 / 2 \quad (3)$$

where $\Delta g_h = g_h - g_{SM}$. This is the required measurement accuracy for a given value of θ_h . We want to find the maximum value of s_h^2 for which the heavier Higgs boson, H , with a given m_H is not detectable, and all other constraints, such as precision electroweak constraints, are satisfied. Through the relation in eq. 3, this will give us the minimum accuracy of measurement required to have a chance to detect deviations in Higgs couplings in such a scenario.

In Ref. [11], it was shown that for $m_H = 1.1$ TeV and $s_h^2 = 0.1$ the scalar H is barely detectable with only 13 signal events, in 100 fb^{-1} data, versus 7 background events. For higher values of m_H , higher values of s_h^2 are required to give the same number of events. We show this by the ‘Detectability Curve’ in Fig. 1 where we have plotted values of s_h^2 that give the same cross-section as the production of a 1.1 TeV H with $s_h^2 = 0.1$. As s_h^2 rises, the width of H would also increase so that the number of signal events in any given mass window would decrease. This effect is not incorporated in the detectability curve in Fig. 1 and including this effect will give an even steeper slope for $m_H > 1.1$ TeV. For the Higgs production cross-section we have used the lowest order expressions given in Ref. [12] and the MSTW parton density functions.

Too high values of s_h^2 are already ruled out by electroweak precision data. This is also shown in Fig. 1. Up to one loop level, the contribution to the electroweak parameters S and T are given by the expressions,

$$S = c_h^2 S_{SM}(m_h) + s_h^2 S_{SM}(m_H) \quad (4)$$

$$T = c_h^2 T_{SM}(m_h) + s_h^2 T_{SM}(m_H) \quad (5)$$

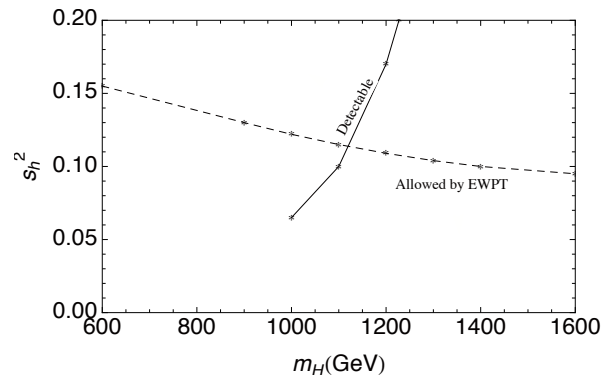


FIG. 1: We show above the area in the $s_h^2 - m_H$ plane allowed by electroweak precision tests at the 90% CL in the presence of a mixed-in singlet Higgs boson. We also show the detectability curve (solid line) above which the scalar H is detectable with 100 fb^{-1} data at the 14 TeV LHC. The maximum allowed s_h^2 -value that can both evade detection and be consistent with precision electroweak constraints is thus given by the intersection of the two lines and is $s_h^2 = 0.12$.

where S_{SM} and T_{SM} are the contributions of the SM Higgs boson. We have used the one loop expressions that appear in Ref. [13]. To compute this bound we have taken $m_h = 125$ GeV and imposed the requirement that the contributions to the S and T parameters are within the 90% CL $S - T$ contour in Ref. [14] where U is appropriately fixed to 0. Another upper bound on s_h^2 comes from perturbative unitarity constraints for the scalar H . We have checked that these constraints are much weaker than precision constraints.

It is clear from Fig. 1 that the maximum value of s_h^2 allowed by precision tests and such that the 14 TeV LHC barely misses the non-SM like Higgs boson H even with 100 fb^{-1} data is $s_h^2 = 0.12$. Using eq. 3 we see that this corresponds to,

$$(\Delta g_h / g_{SM})^{\text{target}} \approx -6\%. \quad (6)$$

This is the physics target for measurement of the Higgs couplings in this scenario with the mixed in singlets. This target value is equally applicable for Higgs couplings to any of the SM particles: $h\bar{b}b$, $h\bar{t}t$, $h\tau^+\tau^-$, hW^+W^- , hZZ , hgg , $h\gamma\gamma$ etc.

At first look, the LHC is unlikely to ever get to the 6% sensitivity. However, given that a 125 GeV Higgs boson has many potentially detectable final states, it would be interesting to study what is the sensitivity achievable under the assumption that all couplings are uniformly suppressed, as is the case with this mixed-in singlet example. The answer would surely be better than the sensitivities quoted for each individual final state; however, it is unlikely that it could reach as low as 6% required here.

COMPOSITE HIGGS BOSON

We want to consider composite Higgs models where the Higgs boson is a pseudo-Goldstone boson and thus its mass is much lighter than the strong scale. Explicit models realizing this are Little Higgs models [15] and Holographic composite Higgs models [16, 17]. An effective field theory for such a strongly interacting light Higgs (SILH) boson has been developed in Ref. [18]. The SILH lagrangian contains higher dimensional operators involving SM fields that supplement the SM lagrangian. It is characterized by two independent parameters: the mass of the new resonances m_ρ and their coupling g_ρ . The decay constant f , which is analogous to the pion decay constant f_π , is given by,

$$m_\rho = g_\rho f \quad (7)$$

where $g_\rho \leq 4\pi$.

Here we do not list all the operators in the SILH lagrangian but only those relevant to us, i.e those that affect the Higgs couplings in the leading order or those that constrain m_ρ ,

$$\begin{aligned} \mathcal{L}_{SILH} = & \frac{c_H}{2f^2} \partial^\mu (H_{SM}^\dagger H_{SM}) \partial_\mu (H_{SM}^\dagger H_{SM}) \\ & + \frac{c_y y_f}{f^2} H_{SM}^\dagger H_{SM} \bar{f}_L H_{SM} f_R \\ & + \frac{c_S g g'}{4m_\rho^2} (H_{SM}^\dagger \sigma_I H_{SM}) B_{\mu\nu} W^{I\mu\nu} + h.c... \end{aligned} \quad (8)$$

where y_f is the Yukawa coupling of fermion f to the Higgs boson, g and g' are the $SU(2)$ and the $U(1)$ gauge couplings, and σ_I the Pauli matrices. H_{SM} , f_L , f_R , $B_{\mu\nu}$ and $W^{I\mu\nu}$ denote the Higgs doublet, the left-handed and right-handed fermion fields and the $U(1)$ and $SU(2)$ gauge field strength, respectively. The coefficients of the above operators have been estimated using Naive Dimensional Analysis (NDA) [18, 19] such that the couplings c_H , c_y and c_S are expected to be $\mathcal{O}(1)$ numbers. Note that the operator with the coupling c_S does not appear in the list in Ref. [18] as a different basis has been used in Ref. [18]. The coupling c_S is a linear combination of the couplings c_W and c_B in Ref. [18]. The operators with coefficients c_H and c_y lead to the leading deviations in Higgs couplings with respect to the SM,

$$\frac{\Delta g_V}{g_V^{SM}} = -c_H \xi / 2 + \dots \quad (9)$$

$$\frac{\Delta g_f}{g_f^{SM}} = -c_H \xi / 2 - c_y \xi + \dots \quad (10)$$

$$\frac{\Delta g_g}{g_g^{SM}} = -c_H \xi / 2 - c_y \xi + \dots \quad (11)$$

$$\begin{aligned} \frac{\Delta g_\gamma}{g_\gamma^{SM}} &= -c_H \xi / 2 - \frac{c_y \xi}{1 + J_\gamma(m_H^2)/I_\gamma(m_H^2)} + \dots \\ &= -c_H \xi / 2 + 0.3 c_y \xi + \dots \end{aligned} \quad (12)$$

where $\xi = v^2/f^2 = g_\rho^2 v^2/m_\rho^2$ and g_V, g_f, g_g and g_γ are the Higgs couplings to gauge bosons, fermions, gluons and photons, respectively. Δg_X denotes the difference between the coupling g_X and g_X^{SM} with $X = V, f, g, \gamma$ where g_g^{SM} and g_γ^{SM} are loop-induced couplings. The vacuum expectation value v is $v \simeq 246$ GeV. We have kept terms only up to first order in ξ . In the last equation, I_γ and J_γ are functions related to the top and W -loops in $h\gamma\gamma$ diagrams whose explicit forms can be found in Ref. [18]. In the second line of the same equation we have substituted the values of I_γ and J_γ taking $m_h = 125$ GeV. For phenomenologically relevant cases it has been shown in Ref. [21] that c_H is always positive (an exception are models in the presence of a doubly charged scalar field) so that this operator always leads to suppression of composite Higgs couplings with respect to the SM. Note that for the hgg and $h\gamma\gamma$ couplings (i.e g_g and g_γ), the respective contributions from the operators, $(H_{SM}^\dagger H_{SM}) G^{I\mu\nu} G_{\mu\nu}^I$ and $(H_{SM}^\dagger H_{SM}) F^{\mu\nu} F_{\mu\nu}$, $G^{I\mu\nu}$ and $F_{\mu\nu}$ being the gluon and the photon field strength, are sub-dominant, as they are suppressed respectively by y_t^2/g_ρ^2 and g^2/g_ρ^2 factors [18].

Now let us look at existing constraints and future LHC reach for the above parameters. The coupling c_S/m_ρ^2 above is proportional to the precision electroweak parameter S . From the constraints on the S -parameter, we can derive the following constraint on m_ρ [18],

$$m_\rho \gtrsim 3 \text{ TeV}. \quad (13)$$

Note that the constraint from the T -parameter is more severe but this is avoided by imposing custodial symmetry in specific composite Higgs models. There is another contribution to precision observables due to the fact that the cancellation of divergences between the Higgs and gauge boson contributions that takes place in the SM, no longer occurs for a composite Higgs boson with reduced couplings to the gauge bosons. This leads to logarithmically divergent contribution to precision observables [22]. The constraint due to this effect has been evaluated in Fig.1.14 in Ref. [20] at the 99% CL. At 90% CL the same calculation gives the constraint [34],

$$c_H \xi = c_H \frac{g_\rho^2 v^2}{m_\rho^2} \lesssim 0.15. \quad (14)$$

taking $m_H = 125$ GeV. Direct LHC probes are expected to be much less sensitive than existing precision constraints. With 300 fb^{-1} data diboson (WW) production in vector boson fusion (VBF) processes is expected to be sensitive only for $c_H \xi > 0.5$ and double Higgs production is expected to be sensitive for $c_H \xi \approx 1$ [23]. Production of strong resonances is not expected to be competitive with precision constraints for the higher ξ values relevant to us (see Fig.1.14 in [20] and Ref. [24]).

We first plot the fractional deviation in the gauge boson couplings, $\Delta g_V/g_V^{SM}$, in Fig. 2. We have also marked

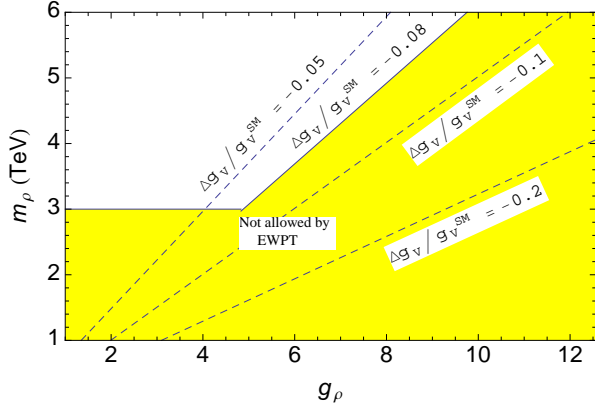


FIG. 2: Deviations of composite Higgs couplings to vector bosons from SM values ($\Delta g_V/g_V^{SM}$) for $c_H = 1$. Note that whereas we have given the coupling deviations only to first order in ξ in eq. 9, in this figure we have used the expression $(1/\sqrt{1+c_H\xi} - 1)$ for the coupling deviation, still neglecting terms suppressed by g/g_ρ .

the areas ruled out by constraints. Note that we have made the above plot for $c_H = 1$ but the values for the target derived would not depend on c_H . This is because the condition that goes into determining the coupling target is eq. 14 which puts an upper bound, $(c_H\xi)_{max} = 0.15$. This upper bound puts, irrespective of the value of c_H , an upper bound on the coupling deviations in eq. 9, which are functions of the product $c_H\xi$. We find the target to be,

$$(\Delta g_V/g_V^{SM})^{target} \approx -(c_H\xi)_{max}/2 \approx -0.08. \quad (15)$$

The target for the hff and hgg couplings in eq. 10 and eq. 11, depends also on c_y , and is,

$$-(c_H\xi)_{max}/2 - \frac{c_y}{c_H}(c_H\xi)_{max} \approx -0.08 - 0.15 \frac{c_y}{c_H}. \quad (16)$$

Although we have not focussed on $h\gamma\gamma$ coupling determinations, because in other scenarios they are derived directly from the hWW and $h\bar{t}t$ couplings, we nevertheless give the simplified expression for its deviation within this composite Higgs scenario. Using eq. 12 we find that $(\Delta g_\gamma/g_\gamma^{SM})^{target}$ is

$$-(c_H\xi)_{max}/2 + 0.3 \frac{c_y}{c_H}(c_H\xi)_{max} \approx -0.08 + 0.05 \frac{c_y}{c_H}. \quad (17)$$

Thus if the parameter c_y/c_H is known in a theory, the physics target for the above couplings can be found. We can summarize the results by stating that the target for Higgs couplings to vector bosons in the composite Higgs model is about 8%, while for coupling to fermions it is tens of %, depending on the unknown value of the ratio c_y/c_H .

MSSM HIGGS BOSONS

The MSSM [9] has two Higgs doublets that mix. Typically there is one CP-even mass eigenstate h that stays light and SM-like and there is a full doublet of states (H, A, H^\pm) that is nearly degenerate and much heavier. The question we ask is what is the largest deviation of the couplings of h compared to the SM Higgs boson in the circumstances where the other heavier Higgs bosons remain undiscovered at the LHC?

The MSSM mass matrix for the CP-even scalars can be expressed in terms of two parameters at tree level, the mass of the CP-odd Higgs boson m_A and $\tan\beta$, which is the ratio of vevs v_u/v_d of the two Higgs doublets. A 2×2 matrix diagonalizes the Higgs bosons from the $\{H_d^0, H_u^0\}$ basis to the mass eigenvalue basis $\{h, H\}$ by the mixing angle α . At tree-level the lightest eigenvalue is $m_Z^2 \cos^2 2\beta$, when $m_A \gg m_Z$ with m_Z being the Z boson mass, but can be higher through radiative correction contributions Δ_{ij} that are added to the mass matrix. The couplings of the light SM-like Higgs boson are related to the SM Higgs couplings by trigonometric factors of α and β :

$$\frac{g_u}{g_u^{SM}} = \frac{\cos \alpha}{\sin \beta}, \quad \frac{g_d}{g_d^{SM}} = \frac{-\sin \alpha}{\cos \beta}, \quad \frac{g_V}{g_V^{SM}} = \sin(\beta - \alpha).$$

To achieve 125 GeV there must be substantive radiative corrections to the light-Higgs mass. The dominant correction is generally to the \mathcal{M}_{22}^2 element of the mass matrix due to the large top Yukawa coupling and H_u^0 coupling to the top quarks. Thus, to start with, the only modification we make of the tree-level matrix is to add a sufficiently large correction Δ_{22} to the mass matrix to obtain $m_h = 125$ GeV, while keeping the other $\Delta_{ij} = 0$. From $\tan\beta$ and the mixing angle α we can find the deviations in the couplings, $\Delta g_i/g_i^{SM}$. In Fig. 3, 4 and 5 we plot $\Delta g_V/g_V^{SM}$, $\Delta g_u/g_u^{SM}$ and $\Delta g_d/g_d^{SM}$ as a function of m_A for two different values of $\tan\beta$. We see that the maximum deviations occur in the couplings with the down-type quarks. The deviations of the Higgs boson coupling to SM up-quarks and especially vector boson is typically small, which is well known in the literature [26]. Therefore, the target values for up-quark (\sim few%) and vector boson ($< 1\%$) couplings are much smaller than those of down-type quarks.

For large $\tan\beta$ and also for non-typical hierarchies chosen for supersymmetry partner masses, one can find substantive contributions to other Δ_{ij} radiative correction entries to the Higgs boson mass matrix in addition to just Δ_{22} . Furthermore, one can also find almost any hierarchy among the Δ_{ij} values, although having $\Delta_{1j} \gg \Delta_{22}$ for $j = 1$ or 2 is generally not expected. We therefore investigate the corrections to the Higgs boson couplings to SM states under various choices of Δ_{ij} subject to the constraint that one SM-like eigenvalue must be at 125 GeV.

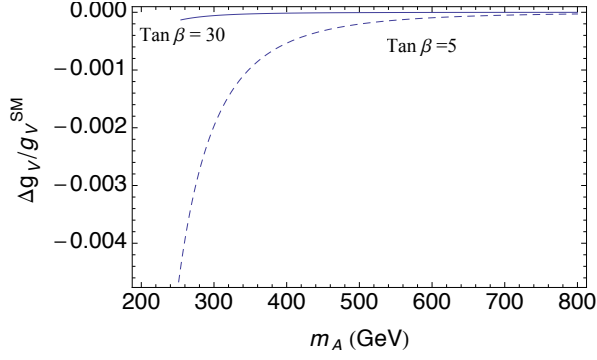


FIG. 3: $\Delta g_V/g_V^{SM}$ as a function of m_A with Δ_{22} , the radiative correction to the \mathcal{M}_{22}^2 entry of the Higgs mass matrix, chosen to obtain $m_h = 125$ GeV. Other values of $\Delta_{ij} = 0$. For the solid line we have taken $\tan \beta = 30$ and for the dashed line $\tan \beta = 5$.

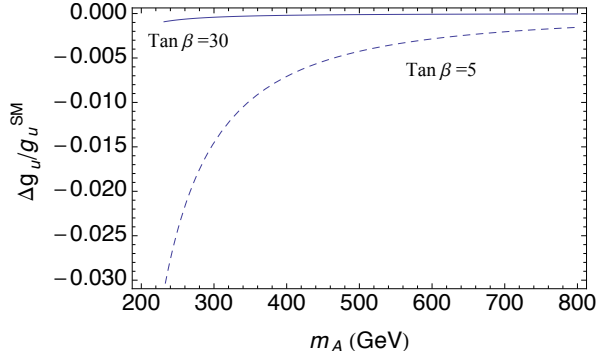


FIG. 4: We plot $\Delta g_u/g_u^{SM}$ as a function of m_A with Δ_{22} , the radiative correction to the \mathcal{M}_{22}^2 entry of the Higgs mass matrix, chosen to obtain $m_h = 125$ GeV. Other values of $\Delta_{ij} = 0$. For the solid line we have taken $\tan \beta = 30$ and for the dashed line $\tan \beta = 5$.

There is also the potential for sizable finite b -quark mass corrections. However, those arise from lighter superpartners that come in loops, and for now we neglect those contributions with the assumption that they are decoupled effects compared to the Higgs mass matrix terms. Later, when we discuss a specific supersymmetry scenario, and precise superpartner masses are computed, we will include this effect.

In the MSSM the leading contributions [27] to the radiative corrections to the different matrix elements are

$$\begin{aligned}\Delta_{22} &\propto 24 y_t^4 v^2 \log M_s/m_t + y_t^4 v^2 x_t a_t (12 - x_t a_t) + \dots \\ \Delta_{11} &\propto -y_t^4 v^2 \bar{\mu}^2 x_t^2 + \dots \\ \Delta_{12} &\propto -y_t^4 v^2 \bar{\mu} x_t (6 - a_t x_t) + \dots\end{aligned}$$

where $\bar{\mu} = \mu/M_s$, $a_t = A_t/M_s$ and $x_t = X_t/M_s = (A_t - \mu \cot \beta)/M_s$ with X_t being the stop mixing parameter. μ denotes the Higgs superfield mixing parameter, A_t the trilinear coupling of the top sector and y_t the top Yukawa coupling. M_s is defined as the arithmetic average of the stop masses, $M_s = 1/2(m_{\tilde{t}_1} + m_{\tilde{t}_2})$. For no mixing, $x_t =$

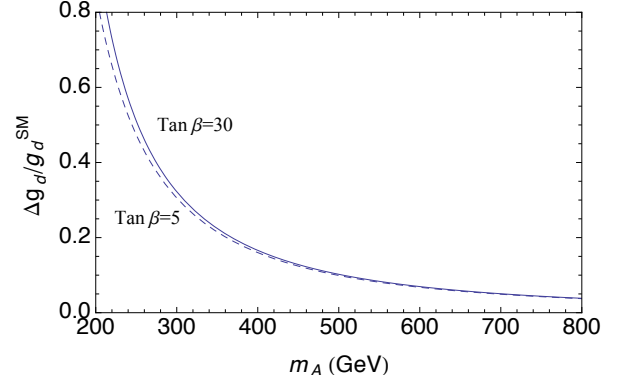


FIG. 5: We plot $\Delta g_d/g_d^{SM}$ as a function of m_A with Δ_{22} , the radiative correction to the \mathcal{M}_{22}^2 entry of the Higgs mass matrix, chosen to obtain $m_h = 125$ GeV. Other values of $\Delta_{ij} = 0$. For the solid line we have taken $\tan \beta = 30$ and for the dashed line $\tan \beta = 5$.

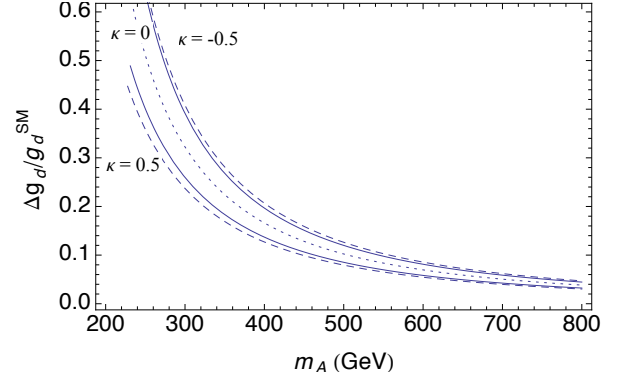


FIG. 6: $\Delta g_d/g_d^{SM}$ as a function of m_A for various values of κ where $\Delta_{11} = \kappa \Delta_{22}$, and $\Delta_{12} = 0$. The overall contribution due to radiative corrections has been chosen such that we get $m_h = 125$ GeV. For the solid line we have taken $\tan \beta = 30$ and for the dashed line $\tan \beta = 5$.

$a_t - \mu \cot \beta = 0$ which implies that $\Delta_{11} \approx 0$ and $\Delta_{12} \approx 0$. For maximal mixing $x_t = \sqrt{6}$. Also note that for large $\tan \beta$, $x_t \approx a_t$ so that $6 - x_t a_t \approx 0$ for maximal mixing, which gives $\Delta_{12} \approx 0$ even in this case for large $\tan \beta$.

To see how non-zero values of Δ_{11} and Δ_{12} affect our results we first take $\Delta_{11} = \kappa \Delta_{22}$, $\Delta_{12} = 0$ and plot the deviations in down-type quark couplings. This is shown in Fig. 6 which shows a rapid convergence of the h coupling to the SM value for large m_A irrespective of the value of $\tan \beta$. Next we take $\Delta_{11} = 0$, $\Delta_{12} = \eta \Delta_{22}$ and plot again the down-type quark couplings in Fig. 7. We find that in this case bigger deviations are possible especially for large $\tan \beta$ [25], even with rather small values of η . This can be demonstrated analytically by computing the deviations in the down-type quark couplings for $m_A \gg m_Z$ [27],

$$\frac{g_d}{g_d^{SM}} \approx 1 + \frac{2m_Z^2}{m_A^2} - \frac{\Delta_{12}}{m_A^2} \tan \beta. \quad (18)$$

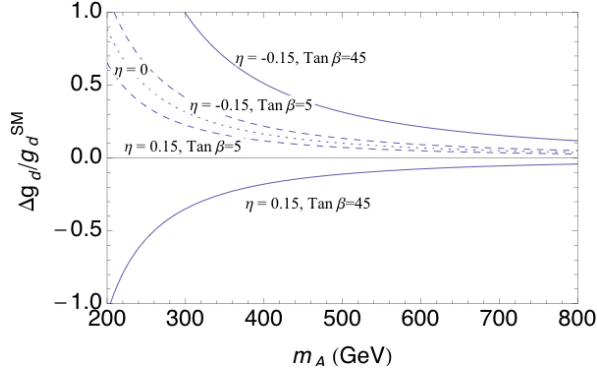


FIG. 7: $\Delta g_d/g_d^{SM}$ as a function of m_A for $\Delta_{11} = 0$ and various values of η , where $\Delta_{12} = \eta\Delta_{22}$. The overall contribution due to radiative corrections has been chosen such that we get $m_h = 125$ GeV.

Note, in particular, that the deviations grow with $\tan\beta$.

To find the physics target for Higgs coupling determination we need to know how well the LHC will be able to detect heavy Higgs bosons of supersymmetry. We model this after Fig. 1.21 of Ref [20], which was gleaned from Chapter 19 in Ref. [28], which plots the minimum value of m_A such that no heavy Higgs boson is detectable at LHC with 300 fb^{-1} data for a given $\tan\beta$. The $\Delta g_d/g_d^{SM}$ corresponding to this minimum m_A value is the physics target, $(\Delta g_d/g_d^{SM})^{target}$, for the measurement of the coupling. We plot $(\Delta g_d/g_d^{SM})^{target}$ as a function of $\tan\beta$ in Fig. 8. We also vary η because, as already discussed, a non-zero η can have a significant effect on the coupling deviations. We find that substantial deviations are possible for low values of $\tan\beta$ because the minimum value of m_A , for which only one Higgs boson can be seen with 300 fb^{-1} data, is low in this case (for $\tan\beta = 5$ this value is $m_A = 200$ GeV). For $\eta = 0$ we get small deviations for large $\tan\beta$. The $\eta = 0$ case is important because, as previously explained, in the interesting cases with no mixing and maximal mixing we have $\eta \approx 0$.

The above was a semi-analytic, semi-model-independent analysis of supersymmetric Higgs coupling deviations under various radiative corrections scenarios. We wish now to investigate the MSSM numerically with a few well-motivated assumptions about the spectrum. The sfermion soft breaking diagonal mass parameters have been chosen to be $M_{\text{SUSY}} = 1.2$ TeV for all sfermions except for the smuon mass parameters, which are assumed as $M_{\text{SUSY}}/3$ in order to fulfill the constraints for $g - 2$ [29] more easily, and even allow favorable contributions at large $\tan\beta$ to explain the observed deviation with respect to the SM prediction. It should be noted that increasing M_{SUSY} does not change the results significantly. The trilinear couplings for all the sfermions except for the top squarks are $A_f = 500$ GeV. The gaugino mass parameter has the value $M_2 = 500$ GeV and M_1 is related to M_2 via the

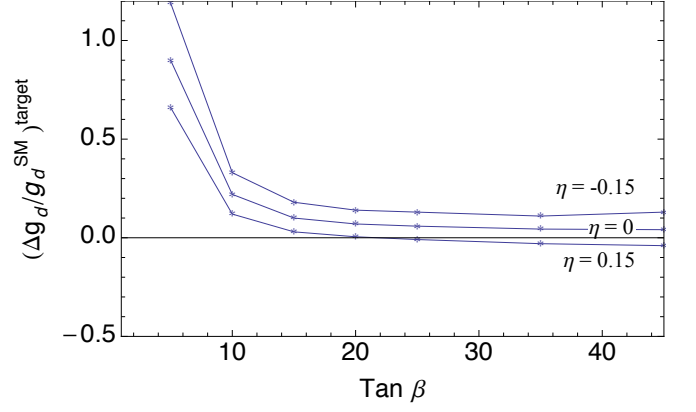


FIG. 8: We plot the physics target $(\Delta g_d/g_d^{SM})^{target}$ as a function of $\tan\beta$ for $\Delta_{11} = 0$ and different η values, where $\Delta_{12} = \eta\Delta_{22}$. The overall contribution due to radiative corrections has been chosen such that we get $m_h = 125$ GeV. The target is the maximum deviation in $\Delta g_d/g_d^{SM}$ when no other Higgs state is detectable.

GUT relation. The gluino mass is $m_{\tilde{g}} = 1.1$ TeV.

For effects from the Higgs boson sector, besides the parameters m_A and $\tan\beta$, the most relevant parameters are those entering the top sector, the diagonal soft breaking mass parameter $M_{L_{\tilde{Q}_3}}$, M_{R_t} , the top squark mixing X_t , and additionally μ . These parameters have been scanned: m_A from 200 to 800 GeV, $\tan\beta$ from 2 to 45, $M_{L_{\tilde{Q}_3}} = M_{R_t}$ from 100 to 3000 GeV, μ between ± 1000 GeV and X_t between $\pm 150 \text{ GeV} \cdot n_{\text{max}}$ where n_{max} is the nearest smaller integer to $2M_{L_{\tilde{Q}_3}}/150$ GeV.

For the scan the program **FeynHiggs2.8.6** [30] has been used for the calculation of the Higgs boson masses, where the lighter CP-even Higgs boson is required to have a mass of $123 \text{ GeV} \leq m_h \leq 127 \text{ GeV}$, the Higgs boson couplings and the applied constraints [29, 31, 32]. Only points which fulfill the W boson mass and the electroweak mixing angle constraints [31] of precision electroweak analysis have been taken into account in the following.

In Fig. 9 and Fig. 10 the results for $\Delta g_b/g_b^{SM}$ and $\Delta g_\tau/g_\tau^{SM}$ are shown, respectively. The red points refer to parameter points where several Higgs bosons will be found according to the corresponding values of m_A and $\tan\beta$ while all the other points represent parameter points where only a single Higgs boson can be discovered. For the physics target the latter ones are the ones to focus on. Comparing Fig. 10 with Fig. 8 we find a similar behavior in both plots. Bigger positive deviations can be found for small $\tan\beta$ where there exists the possibility of finding no other Higgs bosons for much lower m_A (see Fig. 1.21 of [20]), which is what allows great volatility in the Higgs couplings when diagonalizing to the mass basis. For larger $\tan\beta$ also negative deviation are possible.

In Fig. 9, for high $\tan\beta$, positive deviations larger than those seen in the semi-analytical analysis of Fig. 8 or in

the $h\tau\tau$ couplings in Fig. 10 are encountered. This is due to Δ_b effects [33] which are $\tan\beta$ enhanced. Δ_b effects arise due to a loop-induced coupling of the Higgs field H_u to the bottom quarks, H_u being the Higgs field that couples only to up-type quarks at tree-level. These effects go beyond an effective α approach and are included into the MSSM hbb coupling. The effect is small in comparison to the $h\tau\tau$ coupling and is neglected. Requiring that the ratio of the partial decay branching fraction $B(b \rightarrow s\gamma)$ [32] in the MSSM and the SM lies in the interval of 0.5 and 1.5 leads to the exclusion of part of the parameter points of the single Higgs boson discovery region (dark-blue points), especially also points enhanced by the Δ_b corrections. This is because the $b \rightarrow s\gamma$ amplitude is very similar to the finite b -quark mass amplitudes except there is a flavor-changing vertex and a photon attached. Thus, very large Δ_b is correlated well with an unacceptably large $B(b \rightarrow s\gamma)$ deviation.

Large finite contributions to the b -quark mass can only be accomplished if superpartners are rather light. It is interesting to see what happens to the hbb coupling deviations plot if we impose the further condition that no superpartners are allowed to be seen at the LHC. Thus, the only phenomenon discovered would be a light Higgs boson. What deviations in hbb are possible in this case?

We investigate this case by considering various hierarchies of mass limits in the top squark sector. In Fig. 9 the lightblue is the part where at least one of the top squarks is lighter than 1 TeV, yellow is the region where all the third generation squarks are heavier than 1 TeV but at least one top squark is lighter than 1.5 TeV and the green region is where both top squarks are heavier than 1.5 TeV. The yellow and green regions sit more or less on top of each other. For large $\tan\beta$ particularly, the size of the possible deviations, as indicated by the green region, is substantially reduced in case of heavy top squarks. We find typical values of $|\Delta hbb| < 5\% - 10\%$ for large $\tan\beta$. As expected, the deviations are much larger for low $\tan\beta \sim 5$ due to the small allowed m_A effect.

The deviations of the hVV and htt couplings from the SM are as small as expected from the previous discussion. Since hgg and $h\gamma\gamma$ are mostly generated by top quark and W loops, respectively, there is little deviation in these effective couplings also. However, it should be kept in mind that the branching fraction of $B(h \rightarrow \gamma\gamma)$, or to any Higgs final state for that matter, is affected by the deviation in the b -quark Yukawa coupling due to $\Gamma(h \rightarrow bb)$ comprising a sizable contribution to the denominator of any branching ratio computation.

CONCLUSIONS

We have investigated for a ~ 125 GeV SM-like Higgs boson the physics-based targets for its couplings to vector bosons and fermions within three different well-motivated

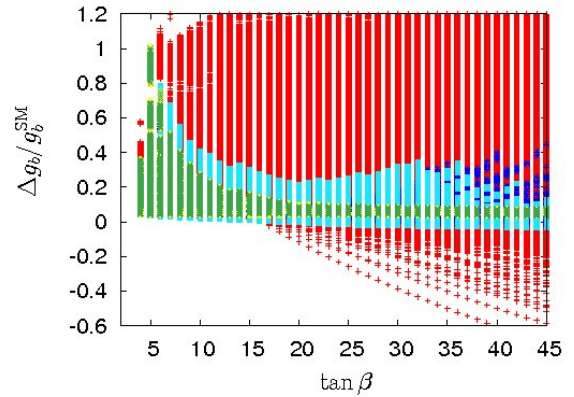


FIG. 9: $\Delta g_b/g_b^{\text{SM}}$ as a function of $\tan\beta$. The colour code is the following: Red means several Higgs bosons can be discovered at the LHC - all the other points correspond to a single Higgs boson discovery at the LHC. Darkblue are excluded by the $\Gamma(b \rightarrow s\gamma)$ constraint. Lightblue, yellow and green correspond to at least one top squark has a mass less than 1.0 TeV, all third generation squarks are heavier than 1.0 TeV but at least one top squark is lighter than 1.5 TeV and both top squarks heavier than 1.5 TeV, respectively.

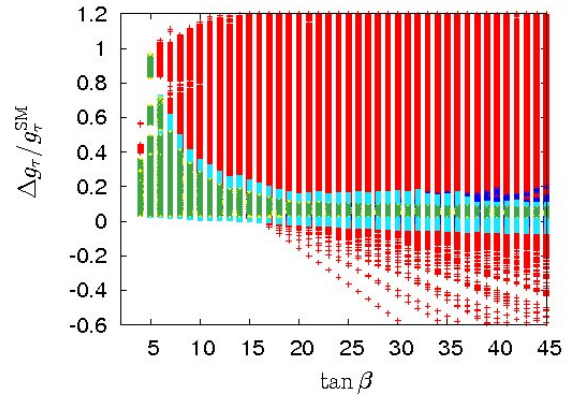


FIG. 10: $\Delta g_\tau/g_\tau^{\text{SM}}$ as a function of $\tan\beta$. The colour code is the following: Red means several Higgs bosons can be discovered at the LHC - all the other points correspond to a single Higgs boson discovery at the LHC. Darkblue are excluded by the $\Gamma(b \rightarrow s\gamma)$ constraint. Lightblue, yellow and green correspond to at least one top squark has a mass less than 1.0 TeV, all third generation squarks are heavier than 1.0 TeV but at least one top squark is lighter than 1.5 TeV and both top squarks heavier than 1.5 TeV, respectively.

scenarios of physics beyond the SM. The target is based on determining what the possible maximum coupling deviation is if no other Higgs state is found, nor any non-SM state associated with electroweak symmetry breaking, that would directly reveal that electroweak symmetry breaking is accomplished by something more than a single standard Higgs boson. The results of the previous discussion are summarized in table I. We see that the variation is from less than 1% to over 100% depending

	ΔhVV	$\Delta h\bar{t}t$	$\Delta h\bar{b}b$
Mixed-in Singlet	6%	6%	6%
Composite Higgs	8%	tens of %	tens of %
Minimal Supersymmetry	< 1%	3%	10% ^a , 100% ^b
LHC 14 TeV, 3 ab^{-1}	8%	10%	15%

TABLE I: Summary of the physics-based targets for Higgs boson couplings to vector bosons, top quarks, and bottom quarks. The target is based on scenarios where no other exotic electroweak symmetry breaking state (e.g., new Higgs bosons or ρ particle) is found at the LHC except one: the ~ 125 GeV SM-like Higgs boson. For the $\Delta h\bar{b}b$ values of supersymmetry, superscript a refers to the case of high $\tan\beta > 20$ and no superpartners are found at the LHC, and superscript b refers to all other cases, with the maximum 100% value reached for the special case of $\tan\beta \simeq 5$. The last row reports anticipated 1σ LHC sensitivities at 14 TeV with 3 ab^{-1} of accumulated luminosity [5].

on the final state and the new physics scenarios. The vector boson coupling deviations are expected to be less than 10% in all the cases, and miniscule in the case of supersymmetry. The top quarks coupling is slightly more volatile, and the b quark coupling to the Higgs boson is the most volatile with deviations up to 100% possible within the supersymmetric framework. The last row in Table I reports anticipated 1σ LHC sensitivities at 14 TeV with 3 ab^{-1} of accumulated luminosity [5].

Acknowledgments: This work is supported in part by the US Department of Energy and by the European Commission under the contract ERC advanced grant 226371 MassTeV. We would like to thank S. Heinemeyer for discussions about **FeynHiggs** and A. Thamm for suggestions on the section on composite Higgs models.

[1] G. Aad *et al.* [ATLAS Collaboration], Phys. Lett. B **710**, 49 (2012) [arXiv:1202.1408]; update at ATLAS-CONF-2012-019 (7 March 2012).
[2] S. Chatrchyan *et al.* [CMS Collaboration], arXiv:1202.1488 [hep-ex]; update at CMS-PAS-HIG-12-008 (7 March 2012).
[3] S. Dittmaier *et al.* [LHC Higgs Cross Section Working Group Collaboration], arXiv:1101.0593 [hep-ph].
[4] M. Rauch, arXiv:1203.6826 [hep-ph].
[5] M. Klute, R. Lafaye, T. Plehn, M. Rauch and D. Zerwas, arXiv:1205.2699 [hep-ph].
[6] T. Abe *et al.* [ILD], arXiv:1006.3396 [hep-ex].
[7] H. Aihara *et al.* [SiD], arXiv:0911.0006 [physics.ins-det].
[8] L. Linssen *et al.* [CLIC], arXiv:1202.5940 [physics.ins-det].
[9] See, e.g., S. P. Martin, [hep-ph/9709356v6] (6 Sep 2011).
[10] R. Schabinger, J. D. Wells, Phys. Rev. D **72**, 093007 (2005) [hep-ph/0509209].
[11] M. Bowen, Y. Cui, J. D. Wells, JHEP **0703**, 036 (2007) [hep-ph/0701035].
[12] M. Spira, A. Djouadi, D. Graudenz and P. M. Zerwas, Nucl. Phys. B **453**, 17 (1995) [hep-ph/9504378].

[13] K. Hagiwara, S. Matsumoto, D. Haidt and C. S. Kim, Z. Phys. C **64**, 559 (1994) [Erratum-ibid. C **68**, 352 (1995)] [hep-ph/9409380].
[14] W. M. Yao *et al.* [Particle Data Group Collaboration], J. Phys. GG **33**, 1 (2006).
[15] N. Arkani-Hamed, A. G. Cohen, E. Katz and A. E. Nelson, JHEP **0207**, 034 (2002) [hep-ph/0206021].
[16] R. Contino, Y. Nomura and A. Pomarol, Nucl. Phys. B **671**, 148 (2003) [hep-ph/0306259].
[17] K. Agashe, R. Contino and A. Pomarol, Nucl. Phys. B **719**, 165 (2005) [hep-ph/0412089].
[18] G. F. Giudice, C. Grojean, A. Pomarol and R. Rattazzi, JHEP **0706**, 045 (2007) [hep-ph/0703164].
[19] A. Manohar and H. Georgi, Nucl. Phys. B **234**, 189 (1984).
[20] CLIC Conceptual Design Report (2012), see <http://stanitz.web.cern.ch/stanitz/nightlybuild.html>.
[21] I. Low, R. Rattazzi and A. Vichi, JHEP **1004**, 126 (2010) [arXiv:0907.5413 [hep-ph]].
[22] J. R. Espinosa, C. Grojean and M. Muhlleitner, JHEP **1005**, 065 (2010) [arXiv:1003.3251 [hep-ph]].
[23] R. Contino, C. Grojean, M. Moretti, F. Piccinini and R. Rattazzi, JHEP **1005**, 089 (2010) [arXiv:1002.1011 [hep-ph]].
[24] R. Contino, C. Grojean, D. Pappadopulo, R. Rattazzi and A. Thamm, to appear.
[25] W. Loinaz and J. D. Wells, Phys. Lett. B **445**, 178 (1998) [hep-ph/9808287].
[26] S. Heinemeyer, W. Hollik and G. Weiglein, Eur. Phys. J. C **16**, 139 (2000) [hep-ph/0003022]; M. S. Carena, H. E. Haber, H. E. Logan and S. Mrenna, Phys. Rev. D **65**, 055005 (2002) [Erratum-ibid. D **65**, 099902 (2002)] [hep-ph/0106116].
[27] A. Djouadi, Phys. Rept. **459**, 1 (2008) [hep-ph/0503173].
[28] ATLAS Collaboration (1999) “ATLAS: Detector and physics performance technical design report. Volume 2,” CERN-LHCC-99-15.
[29] T. Moroi, Phys. Rev. D **53** (1996) 6565 [Erratum-ibid. D **56** (1997) 4424] [hep-ph/9512396]; S. Heinemeyer, D. Stöckinger and G. Weiglein, Nucl. Phys. B **690** (2004) 62 [hep-ph/0312264]; Nucl. Phys. B **699** (2004) 103 [hep-ph/0405255].
[30] S. Heinemeyer, W. Hollik and G. Weiglein, Comput. Phys. Commun. **124** (2000) 76 [hep-ph/9812320]; S. Heinemeyer, W. Hollik and G. Weiglein, Eur. Phys. J. C **9** (1999) 343 [hep-ph/9812472]; G. Degrandi, S. Heinemeyer, W. Hollik, P. Slavich and G. Weiglein, Eur. Phys. J. C **28** (2003) 133 [hep-ph/0212020]; M. Frank, T. Hahn, S. Heinemeyer, W. Hollik, H. Rzehak and G. Weiglein, JHEP **0702** (2007) 047 [hep-ph/0611326]; K. E. Williams, H. Rzehak and G. Weiglein, Eur. Phys. J. C **71** (2011) 1669 [arXiv:1103.1335 [hep-ph]]; see www.feynhiggs.de.
[31] M. Awramik, M. Czakon, A. Freitas and G. Weiglein, Phys. Rev. D **69** (2004) 053006 [hep-ph/0311148]; Phys. Rev. Lett. **93** (2004) 201805 [hep-ph/0407317]; A. Djouadi, P. Gambino, S. Heinemeyer, W. Hollik, C. Jünger and G. Weiglein, Phys. Rev. Lett. **78** (1997) 3626 [hep-ph/9612363]; Phys. Rev. D **57** (1998) 4179 [hep-ph/9710438].
[32] M. S. Carena, D. Garcia, U. Nierste and C. E. M. Wagner, Phys. Lett. B **499** (2001) 141 [hep-ph/0010003]; T. Hahn, W. Hollik, J. I. Illana and S. Penaranda, hep-ph/0512315.

- [33] M. S. Carena, D. Garcia, U. Nierste and C. E. M. Wagner, Nucl. Phys. B **577** (2000) 88 [hep-ph/9912516]; L. Hofer, U. Nierste and D. Scherer, JHEP **0910** (2009) 081 [arXiv:0907.5408 [hep-ph]].
- [34] We thank A. Thamm for confirming this.