

PACIAE 2.1: An updated issue of the parton and hadron cascade model PACIAE 2.0

Ben-Hao Sa^{a,b,*}, Dai-Mei Zhou^b, Yu-Liang Yan^a, Bao-Guo Dong^a, Xu Cai^b

^a*China Institute of Atomic Energy, P. O. Box 275 (10), 102413 Beijing, China.*

^b*Institute of Particle Physics, Central China Normal University, 430082 Wuhan, China and Key Laboratory of Quark and Lepton Physics (CCNU), Ministry of Education, China.*

Abstract

We have updated the parton and hadron cascade model PACIAE 2.0 (cf. Comput. Phys. Comm. 183 (2012) 333) to the new issue of PACIAE 2.1. The PACIAE model is based on PYTHIA. In the PYTHIA model, once the generated particle/parton transverse momentum p_T is randomly sampled, the p_x and p_y components are originally put on the circle with radius p_T randomly. Now it is put on the circumference of ellipse with half major and minor axes of $p_T(1 + \delta_p)$ and $p_T(1 - \delta_p)$, respectively, in order to better investigate the final state transverse momentum anisotropy.

Keywords: relativistic nuclear collision; PYTHIA model; PACIAE model.

PROGRAM SUMMARY

Manuscript Title: PACIAE 2.1: An updated issue of the parton and hadron cascade model PACIAE 2.0

Authors: Ben-Hao Sa, Dai-Mei Zhou, Yu-Liang Yan, Bao-Guo Dong, and Xu Cai

Program Title: PACIAE version 2.1

Journal Reference:

Catalogue identifier:

Licensing provisions: none

Programming language: FORTRAN 77 or GFORTRAN

Computer: DELL Studio XPS and others with a FORTRAN 77 or GFORTRAN compiler

*Corresponding author.

E-mail address: sabh@ciae.ac.cn

Operating system: Linux or Windows with FORTRAN 77 or GFORTRAN compiler

RAM: \approx 1G bytes

Number of processors used:

Supplementary material:

Keywords: relativistic nuclear collision; PYTHIA model; PACIAE model.

Classification: 11.1, 17.8

External routines/libraries:

Subprograms used:

*Catalogue identifier of previous version: aeki_v1_0**

Journal reference of previous version: Comput. Phys. Comm. 183(2012)333.

*Does the new version supersede the previous version?: Yes**

Nature of problem: PACIAE is based on PYTHIA. In the PYTHIA model, once the generated particle/parton transverse momentum (p_T) is randomly sampled, the p_x and p_y components are randomly placed on the circle with radius of p_T . This strongly cancels the final state transverse momentum asymmetry developed from the initial spatial asymmetry.

Solution method: The p_x and p_y component is now randomly placed on the circumference of ellipse with half major axis of $p_T(1 + \delta_p)$ and the half minor axis of $p_T(1 - \delta_p)$ instead of circle.

Reasons for the new version: PACIAE is based on PYTHIA, where once the generated particle/parton transverse momentum (p_T) is randomly sampled, the p_x and p_y components are randomly placed on the circle with radius of p_T . This is not only strongly canceling the final state transverse momentum asymmetry developed from the initial state spatial asymmetry but also inconsistent with the ATLAS observation of the final state charged particle transverse sphericity is less than unity [1].

Summary of revisions: The main revision is executed by randomly placing p_x and p_y components of the generated particle/parton transverse momentum p_T on the circumference of ellipse with half major axis of $p_T(1 + \delta_p)$ and the half minor axis of $p_T(1 - \delta_p)$ instead of circle.

Restrictions: Depend on the problem studied.

Unusual features:

Additional comments: Email addresses: zhoum@phy.cnu.edu.cn (D.-M. Zhou), yanl@ciae.ac.cn (Y.-L. Yan).

Running time:

- *Using the attached input file of usux.dat (where the string fragmentation is selected and the elastic parton-parton interactions is considered only, the same later) to run 1000 events for the $\sqrt{s}=200$ GeV Non Single Diffractive pp collision by 21a.tar.gz spends 0.5 minute.*

- *Using the attached input file of usu.dat to run 10 events for the 10-40% most central Au+Au collisions at $\sqrt{s_{NN}}=200$ GeV by 21b.tar.gz spends 5 minutes.*
- *Using the attached input file of usu.dat to run 10 events for the 10-40% most central Au+Au collisions at $\sqrt{s_{NN}}=200$ GeV by 21c.tar.gz spends 17 minutes.*

1.

The large azimuthal anisotropy (the large second harmonic coefficient v_2) of the emitted particle is an important feature of the hot and dense medium created in the ultra-relativistic nuclear collisions. This large v_2 has contributed to the observation of a strongly coupled quark-gluon plasma (sQGP) in the nucleus-nucleus collisions at the RHIC energies [2, 3, 4, 5].

The nuclear overlap zone created in a nucleus-nucleus collisions at a given impact parameter possesses an almond-like spatial asymmetry. Because of the strong parton rescattering, the local thermal equilibrium and asymmetric pressure gradient may build up in this initial fireball. The asymmetric pressure gradient then drives a collective anisotropic expansion. The expansion along the almond minor axis (along the large pressure gradient) is faster than the one along the major axis. This results in a strong asymmetric transverse momentum azimuthal distribution and hence a large elliptic flow coefficient v_2 of the final hadronic state.

As mentioned in [6], PACIAE is a parton and hadron cascade model for the ultra-relativistic nuclear collisions and is based on PYTHIA [7]. In the PACIAE model, a nucleus-nucleus collision is decomposed into a sequence of nucleon-nucleon (NN) collisions according to the collision geometry and the NN total cross section. Each NN collision is performed, in turn, by the PYTHIA model with the string fragmentation switched-off temporarily and the diquark (anti-diquark) broken into quark pairs (anti-quark pairs) randomly. The parton rescattering then proceeds. This parton evolution stage is followed by the hadronization at the moment of partonic freeze-out (exhausting the partonic collisions). The Lund string fragmentation regime and/or phenomenological coalescence model is provided for the hadronization. Then the rescattering among produced hadrons is dealt with the usual two body collision model [6].

In the PYTHIA model [7] once the transverse momentum p_T of a final state hadron generated from the string fragmentation and/or the unstable

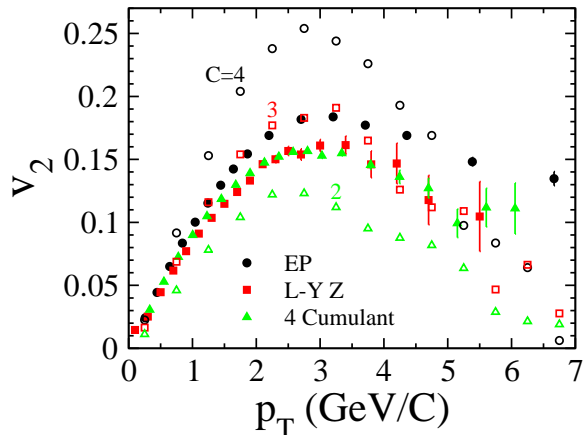


Figure 1: (Color on line) The charged particle $v_2(p_T)$ at mid-rapidity ($|\eta| < 1.$) in 10-40% most central Au+Au collisions at $\sqrt{s_{NN}}=200$ GeV. The solid symbols are the STAR data taken from [13] and open symbols are the PACIAE results calculated with $C=2, 3,$ and $4.$

particle decay is randomly sampled, the p_x and p_y components are randomly placed on the circle with radius of p_T . This p_x and p_y determination method may completely cancel the final state transverse momentum anisotropy developed from the initial spatial asymmetry. The charged particle transverse sphericity [1, 8, 9] may equal to one (isotropic). This is inconsistent with the experimental observation that the charged particle transverse sphericity is less than unity [1]. Therefore we are randomly placed the generated final state hadrons on the circumference of ellipse with half major axis of $p_T(1 + \delta_p)$ and the half minor axis of $p_T(1 - \delta_p)$ instead of circle now. This change is also introduced in the particle/parton production process of hard scattering, multiple interactions, initial- and final-state parton showers, as well as the adding of remnants [7]. This change is even introduced in the deexcitation of energetic quark (anti-quark) when the phenomenological coalescence model [6] is selected for hadronization. Of course, a new p_T should be recalculated by p_x and p_y after this change. Then the transverse momentum distribution of final state hadron may be modified. However, if the deformation parameter δ_p is less than unity (a small perturbation) the change in transverse momentum distribution may be weak.

From ideal hydrodynamic calculations [10] one knows that the integrated elliptic flow parameter is directly proportional to the initial spatial eccentricity of the nuclear overlap zone. Therefore, if the nuclear overlap zone is

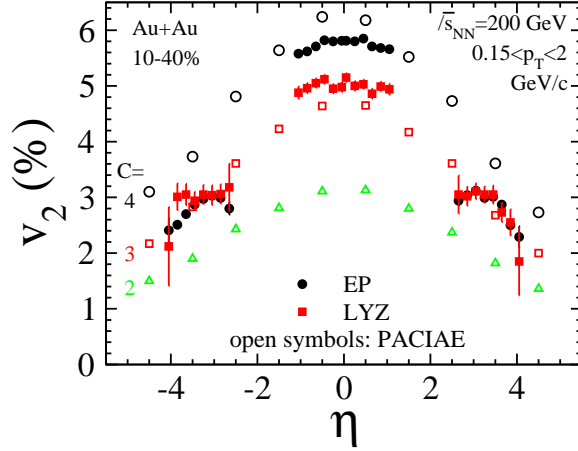


Figure 2: (Color on line) The charged particle $v_2(\eta)$ ($0.15 < p_T < 2.$) in 10-40% most central Au+Au collisions at $\sqrt{s_{NN}}=200$ GeV. The solid symbols are the STAR data taken from [13] and open symbols are the PACIAE results calculated with $C=2, 3,$ and $4.$

assumed to be an ellipse with major axis of $b = 2R_A(1 + \delta_r)$ and the minor axis of $a = 2R_A(1 - \delta_r)$ for a symmetry nucleus-nucleus collision with the nuclear radius of $R_A,$ we may assume

$$\delta_p = C\delta_r \quad (1)$$

where C is an extra model parameter. $C = 0$ corresponds to the original case of p_x and p_y put on the circle randomly.

In order to calculate δ_r we first calculate the reaction plane eccentricity [11]

$$\epsilon_{rp} = \frac{\sigma_y^2 - \sigma_x^2}{\sigma_y^2 + \sigma_x^2} \quad (2)$$

according to the participant nucleons spatial distributions inside the nuclear overlap zone [6] in the PACIAE simulation. In the above equation, $\sigma_x^2 = \overline{x^2} - \bar{x}^2$ (the same for σ_y^2) and \bar{x}^2 (\bar{x}) denotes an average of x^2 (x) over particles in a single event. The event average reaction plane eccentricity reads

$$\langle \epsilon_{rp} \rangle = \left\langle \frac{\sigma_y^2 - \sigma_x^2}{\sigma_y^2 + \sigma_x^2} \right\rangle. \quad (3)$$

On the other hand, the geometric eccentricity [12] of the ellipse-like nuclear

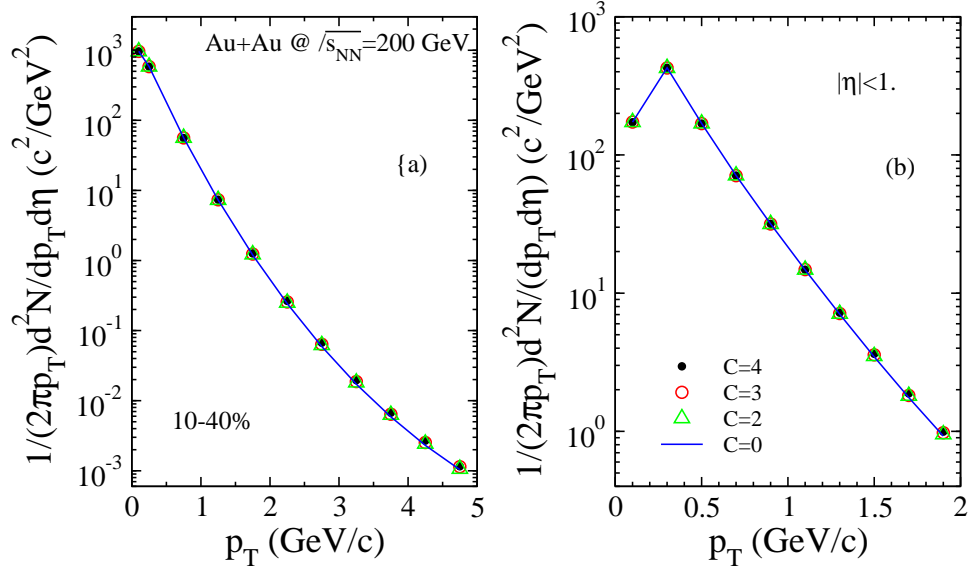


Figure 3: (Color on line) The charged particle transverse momentum distribution in 10-40% most central Au+Au collisions at $\sqrt{s_{NN}}=200$ GeV calculated by the PACIAE model with $C=0, 2, 3,$ and 4 : (a) in the full η phase space, (b) in $|\eta| < 1$.

overlap zone is

$$\epsilon_g = \sqrt{\frac{b^2 - a^2}{b^2}}. \quad (4)$$

Letting $\epsilon_g = \epsilon_{rp}$, one approximately obtains

$$\delta_r \simeq \frac{\epsilon_{rp}^2}{4}. \quad (5)$$

The calculated charged particle $v_2(p_T)$ at mid-rapidity ($|\eta| < 1$) in the 10-40% most central Au+Au collision at $\sqrt{s_{NN}}=200$ GeV is compared with the corresponding STAR data [13] in Fig. 1. In this figure the STAR data are denoted by solid symbols: the black circles are measured with the event plane method (EP), red squares with Lee-Yang zero point method (L-YZ), and green triangles with four particle cumulant method (4 cumulant). The PACIAE results are given by open symbols: the black circles calculated with $C=4$, red squares with $C=3$, and green triangles with $C=2$. One sees in this figure that the STAR data [13] on the charged particle $v_2(p_T)$ are able to be reproduced by the PACIAE calculations with $C=3$. The $C=0$ PACIAE results are too small compared to the STAR data.

A similar comparison for charged particle $v_2(\eta)$ ($0.15 < p_T < 2$. GeV/c) in the 10-40% most central Au+Au collision at $\sqrt{s_{NN}}=200$ GeV is given in Fig. 2. Here one sees again that the STAR data on the charged particle $v_2(\eta)$ [13] are able to be reproduced by the PACIAE calculations with $C=3$. We have to mention here that in Fig. 3 of Ref. [13] the PHOBOS data [14] were introduced to compare with the STAR data and to complement the lack of the STAR data in $1.5 < |\eta| < 2.5$ region. Because the PHOBOS data were measured for the 0-40% most central Au+Au collisions at the same energy but in the full p_T phase space, it is not suitable to compare the PHOBOS data with the STAR data. Therefore we do not include the PHOBOS data [14] in Fig. 2 here.

We give the calculated charged particle transverse momentum distribution in 10-40% most central Au+Au collisions at $\sqrt{s_{NN}}=200$ GeV in Fig. 3. Figure 3 (a) and (b) are drawn for the full and partial ($|\eta| < 1.$) pseudo-rapidity phase space, respectively. In panels (a) and (b) the solid black circles, open red circles, open green triangles, and the blue line are calculated with $C=4, 3, 2,$ and $0,$ respectively. We see in this figure that the charged particle transverse momentum distribution is really not sensitive to the parameter C both in the full and partial η phase space, provided the deformation parameter δ_p is less than unity (a small perturbation).

In addition, an extra switching parameter of *iparres* is introduced in the new issue of PACIAE 2.1. We assume that the *iparres*=0 is for the elastic parton-parton rescattering only and *iparres*=1 for otherwise.

References

- [1] ATLAS Collaboration, arXiv: 1206.2135v1.
- [2] I. Arsene, et al., BRAHMS Collaboration, Nucl. Phys. A **757**, 1 (2005).
- [3] B. B. Back, et al., PHOBOS Collaboration, Nucl. Phys. A **757**, 28 (2005).
- [4] J. Admas, et al., STAR Collaboration, Nucl. Phys. A **757**, 102 (2005).
- [5] K. Adcox, et al., PHENIX Collaboration, Nucl. Phys. A **757**, 184 (2005).
- [6] Ben-Hao Sa, Dai-Mei Zhou, Yu-Liang Yan, Xiao-Mei Li, Sheng-Qin Feng, Bao-Guo Dong, and Xu Cai, Comput. Phys. Comm. **183**, 333 (2012).
- [7] T. Sjöstrand, S. Mrenna, and P. Skands, JHEP **05**, 026 (2006).

- [8] CMS Collaboration, Phys. Lett. B **699**, 48 (2011).
- [9] ALICE Collaboration, arXiv: 1205.3963v1.
- [10] P. F. Kolb, J. Sollfrank, and U. W. Heinz, Phys. Rev. C **62**, 054909 (2000).
- [11] Dai-Mei Zhou, Yu-Liang Yan, Bao-Guo Dong, Xiao-Mei Li, Du-Juan Wang, Xu Cai, and Ben-Hao Sa, Nucl. Phys. A **860**, 68 (2011); B. Alver, et al., Phys. Rev. C **77**, 014906 (2008).
- [12] W. H. Beyer, “Standard Mathematical Tables and Formulae”, p. 177, 29th Edition, CRC Press, London, 2000.
- [13] B. I. Abelev, et al., STAR Collaboration, Phys. Rev. C **77**, 054901 (2008).
- [14] B. B. Back, et al., PHOBOS Collaboration, Phys. Rev. Lett. **94**, 112303 (2005).