

Quarkyonic percolation in dense nuclear matter *

STEFANO LOTTINI[†]

ITP, J.W. Goethe Universität, Max-von-Laue-Straße 1,
60438 Frankfurt am Main, Germany

GIORGIO TORRIERI

FIAS, J.W. Goethe Universität, Ruth-Moufang-Straße 1,
60438 Frankfurt am Main, Germany

We examine the phase diagram of hadronic matter when the number of colours N_c , as well as temperature and density, are varied. We show that in this regime a new percolation phase transition is possible, and examine the implications of this transition for extrapolations to physical QCD of the large- N_c limit.

1. Introduction

A powerful tool to investigate the features of non-perturbative QCD is the large- N_c limit [1]: if the number of colours is sent to infinity in a controlled way, the theory undergoes huge simplifications and a number of results can be easily obtained. The underlying assumption that $N_c = 3$ is “almost infinity”, however, seems to fail when it comes to predicting nuclear properties (as opposed, for instance, to hadronic ones).

In the following we build a semiclassical model, based on percolation theory, to describe the possibility of a hidden phase transition along N_c : its ingredients, the shape of a baryon and the likelihood for two quarks to perform some “exchange”, can lead to a percolating system, meaning that, with a high enough density, we can have only local (i.e. confined) interactions yet achieve a global effect of correlations (exchange of quantum numbers) on a large scale.

The final output of the model, a line separating ordinary confinement from a “confined percolating” phase, will then be compared to the deconfinement curves to assess the existence of a region, in the T - μ - N_c phase

* Presented at Excited QCD 2012, May 6–12, Peniche, Portugal.

[†] Speaker.

space, where this regime is physically realised. A more thorough discussion on this model can be found in [2].

2. The percolation model

We model dense baryonic matter by a regular cubic lattice with baryons sitting on the sites; each baryon will contain N_c quarks, independently located according to a hard-sphere distribution with radius $\Lambda_{\text{QCD}}^{-1}$:

$$f(\mathbf{x}) \propto \Theta(1 - \Lambda_{\text{QCD}} |\mathbf{x} - \mathbf{x}^{\text{center}}|) . \quad (1)$$

We parametrize density via the ratio ϵ between the lattice spacing and twice the spheres' radius, so that, with $\bar{\rho}_0 = \Lambda_{\text{QCD}}^3/8$ (the reference case of [3] with baryons exactly touching each other), we now have $\bar{\rho} = \bar{\rho}_0 \epsilon^{-3}$. Thinking of the large- N_c limit (where baryons are felt as quasi-static), we argue this description does not introduce large systematics at least down to $N_c \sim \mathcal{O}(10)$, the coordination number of the 3D lattice considered [4].

The other important ingredient of the model is how quarks communicate with each other; this is encoded in a ‘‘squared propagator’’ function $F(y)$, the probability of two quarks at distance y to exchange energy/momentum. As long as F scales as λ/N_c and has a sharp drop around a distance r_T/Λ_{QCD} ($r_T \sim 1$), we expect the result to be roughly independent of its exact shape; we consider three functions, corresponding to a step-function in coordinate space, a step-function in momentum space, and an exponentially screened version of the latter:¹

$$F_T(y) = \frac{\lambda}{N_c} \Theta\left(1 - \frac{y}{r_T/\Lambda_{\text{QCD}}}\right) ; \quad (2)$$

$$F_K(y) = \frac{\lambda}{N_c} \frac{2r_T^2}{\pi y^2} \sin^2\left(\frac{y}{r_T/\Lambda_{\text{QCD}}}\right) ; F_S(y) = F_K(y)e^{-M|y|} . \quad (3)$$

With the baryon description and the ‘‘propagator’’ as input, together with the density ϵ , we build the probability p that two baryons, with centres $\mathbf{x}_{A,B}$, undergo some exchange on a short timescale $\sim \Lambda_{\text{QCD}}^{-1}$ as:

$$p(N_c) = 1 - \left[\int f_A(\mathbf{x}_A) d^3\mathbf{x}_A \int f_B(\mathbf{x}_B) d^3\mathbf{x}_B \left(1 - F(|\mathbf{x}_A - \mathbf{x}_B|)\right) \right]^{(N_c)^\alpha} ; \quad (4)$$

in the above formula (evaluated numerically for several choices of $\lambda, r_T, N_c \in [2:80], \epsilon \in [0.8:1.4]$ and the three F above), the quark-quark result is raised

¹ The maxima of F_K beyond the first one, albeit tiny, can trigger direct large-distance exchanges that we regard as nonphysical: in the following, we will rather consider F_S to get rid of this (high-density) effect.

to a power that can be either N_c or N_c^2 , depending on whether we think of the exchanges as quark “flips” or “interactions” respectively. It has been seen in [3] that consistency with the large- N_c picture requires the latter choice, hence we set $\alpha = 2$ from now on ($\alpha = 1$ would give a decreasing $p(N_c)$, see [2] for more discussion). We remark that the correlations among quarks, neglected in the above equation, were seen in [3] to amount to just a few percent correction.

This work is an extension of [3] to a variable-density setting: in particular, when $\epsilon \ll 1$ baryons start to overlap, with the effect that limiting exchanges to nearest-neighbours would introduce systematic errors. For that reason, we implement a renormalisation-group-inspired approach, evaluating a set of p_i for nine relative distances (in lattice units) ranging from $(1, 0, 0)$ to $(2, 2, 2)$. These are then converted, with dedicated Monte Carlo simulations, into a probability $p_b(p_i)$ for a cell of b^3 sites to achieve side-to-side percolation: the wrapping probability obtained in this way can finally be compared with the expected scaling, known from percolation theory [5], to extract the threshold value N_c^* at which percolation appears. As a consistency check, we verify substantial independence of the outcome of the cell size b in the range $3 \leq b \leq 7$.

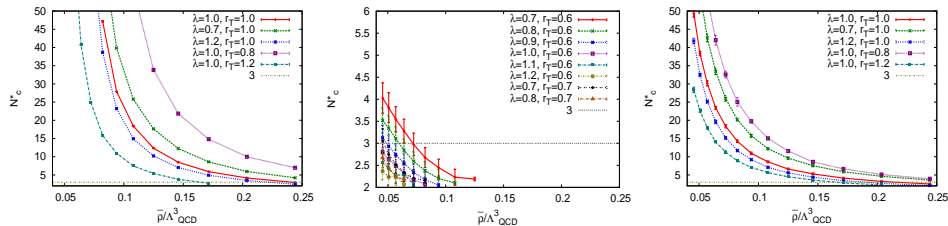


Fig. 1. Plots of N_c^* as a function of the (adimensional) density, for a few sample choices of the parameters λ , r_T . Propagators are, from left to right: F_T , F_K , F_S .

The final result is a set of curves (for different propagators and different λ , r_T) in the form $N_c^*(\bar{\rho})$ (Fig. 1): the translation of the density $\bar{\rho}$ into a physical baryonic density ρ raises, in principle, some ambiguities [2], but in practice the effect is negligible, so in this work they will be treated as coincident.

3. Deconfinement line in the T - μ - N_c space

The next step is to locate the deconfinement line in the density- N_c plane: above that line, indeed, baryons do not exist anymore, and the percolation model loses its validity. The deconfinement line, then, is essential in assessing whether the percolating phase is actually realised: in the following we

show how it is obtained, first at zero temperature and then at $T > 0$.

The densities considered in the previous Section are the order of one baryon per baryonic size (i.e. $\rho_B \sim \Lambda_{\text{QCD}}^3/8$): there, according to [6], matter is still confined – at least for N_c large enough. A parametric estimate of the zero-temperature deconfinement baryon chemical potential μ_0 can be obtained considering that the quark-hole screening ($\sim \mu_q^2 N_c N_f$, with N_f quark flavours) has to be the same order as the anti-screening gluon loop ($\sim N_c^2$): providing the correct dimensions with Λ_{QCD} , we write² $\mu_0 = N_c^{3/2} N_f^{-1/2} \Lambda_{\text{QCD}}$; neglecting three- (or more) body interactions, this N_c -scaling is quite a firm expectation [4]. On the other hand, the $\mu = 0$ deconfinement point is N_c -independent, phenomenologically described by $T_c \sim (2/3)\Lambda_{\text{QCD}}$: we opt for a “minimal Ansatz” to parametrise the deconfinement line in the $T - \mu$ plane as

$$1 - \theta^2 = \left(\frac{\mu_B^{\text{conf}}}{\mu_0} \right)^2, \quad \theta = \frac{T}{T_c} \simeq \frac{3}{2} \frac{T}{\Lambda_{\text{QCD}}}. \quad (5)$$

Employing the ideal gas formulas, we can express the relation (so far, at $T \sim 0$) between (baryonic) density ρ_B and chemical potential μ_B as

$$\rho_B = \frac{4\pi g_f g_s}{(2\pi)^3} \int_0^\infty \left\{ \frac{p^2 dp}{\exp\left[\frac{1}{T}(\sqrt{p^2 + m^2} - \mu_B)\right]} + 1} - \underbrace{[\mu_B \rightarrow -\mu_B]}_{(*)} \right\} \quad (6)$$

(the second term accounting for antibaryons), where g_f is a flavour multiplicity (one for $N_f = 1$, $N_f(N_f - 1)$ for more), g_s is a spin-multiplicity factor ($g_s = 2$ for spin-1/2 baryons), and $m = N_c \Lambda_{\text{QCD}}$ is the baryon mass. With a change of variables designed to put the N_c -scaling in evidence (note that we have automatically $\gamma = \sqrt{N_f}$),

$$\gamma = \frac{\sqrt{N_c}}{\mu_0} m; \quad \alpha = \frac{\sqrt{N_c}}{\mu_0} p; \quad \beta = \frac{\Lambda_{\text{QCD}}}{T} \frac{N_c}{\sqrt{N_f}}, \quad (7)$$

we rewrite the density as

$$\rho_B = \frac{4\pi g_f g_s}{(2\pi)^3} \frac{N_c^3}{N_f^{3/2}} \Lambda_{\text{QCD}}^3 \left\{ \int_0^\infty \frac{\alpha^2 d\alpha}{1 + \exp[\beta(\sqrt{\alpha^2 + \gamma^2} - \sqrt{N_c} \frac{\mu}{\mu_0})]} - (*) \right\}. \quad (8)$$

This can be solved exactly at zero temperature ($\beta \rightarrow \infty$), as shown in Fig. 2 for $N_f = 1, 3$. Contrary to the findings in [3], we see that a percolating confined phase seems possible also in our three-colour world, but one has to push the density to extremely high values: this, however, has to be taken

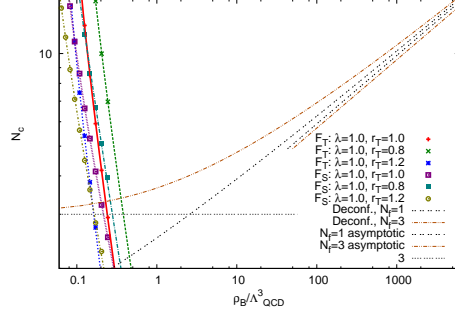


Fig. 2. Log-log plot of the $T = 0$ deconfinement curves in the ρ - N_c plane from Eq. 8 (and their large- N_c limit) for $N_f = 1, 3$, compared to the percolation curves obtained as described in Section 2 for the propagators F_T and F_S and some representative choices of the associated parameters. The horizontal line marks $N_c = 3$.

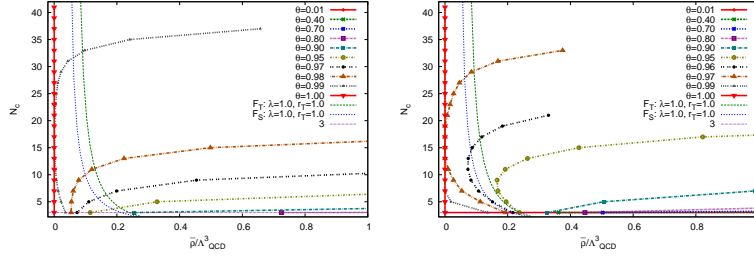


Fig. 3. Density curves at deconfinement in the ρ - N_c plane, for various temperatures $T = \theta T_c$ (datapoints; the lines are only a guide to the eye); the decreasing lines with no datapoints are parametrisations of two reference percolation curves for the two propagators F_T and F_S to the pure mesonic contribution. Plots on the left (right) are for $N_f = 1$ (3).

with a grain of salt, the parametric assumptions made here being somewhat questionable towards $N_c = 3$.

In order to extend the calculation to nonzero temperature, we will proceed numerically: here, there will be an antibaryonic contribution and, most important, we will not neglect the presence of higher-spin baryons. So, besides trading β for θ using Eq. 5, we consider that at a given $N_c = 2Q + 1$ we will have baryonic spins $(\eta + 1)/2$, with $\eta = 0, 1, \dots, Q$, associated to an additional energy $\eta \Lambda_{\text{QCD}}/N_c$ and with a spin-degeneracy of $2\eta + 2$: we then replace, in Eq. 8, $g_s \rightarrow \sum_{\eta} (2\eta + 2)$ and add the cost of the spin-flip to the exponent in the denominator. The resulting curves in the $\bar{\rho}$ - N_c plane are

² Unless specified by the subscript “ q ”, all chemical potentials are baryonic.

shown in Fig. 3.

Looking at Figs. 2 and 3, it is clear that in the T - μ - N_c space there is, besides the usual confined and deconfined phases, also a “confined but percolating” regime (upper right region in the plots). The question whether it actually extends down to $N_c = 3$ is obviously delicate (the roughness of this model introduces systematic uncertainties, and it is not entirely clear if our world should be treated as a $N_f = 3$ or $N_f = 2$ setting, for instance), but if there is the possibility, it certainly has to be investigated experimentally at densities at least several times that of ordinary baryonic matter and at as low a temperature as possible. An important cross-check, at least ideally given the massive numerical effort involved, would be to perform lattice experiments at high N_c .

4. Conclusions

The percolation model presented here, although rather qualitative, shows the possible presence of a phase characterised by confinement and, simultaneously, large-scale correlations: in [3] it was argued that this could be identified with the “quarkyonic” phase proposed in [6]. In this work we examine the shape, in the T - μ - N_c space, of the region where this regime occurs, finding that, provided the densities are high enough, there is a substantial possibility to observe its features in our world too. Based on the analogy between the percolating phase in hadronic matter and the metal-insulator transition, possible experimental signatures for this phase can be suggested [2]. A caveat is that, since the model is parametrically constructed in the large- N_c spirit, its validity at $N_c = 3$ could be hampered by deviations from the expected asymptotic scaling: at $N_c = 3$ nuclear matter is a glass rather than a crystal, and nucleons are not fully classical objects.

REFERENCES

- [1] G. 't Hooft, Nucl. Phys. B **72**, 461 (1974); E. Witten, Nucl. Phys. B **160**, 57 (1979).
- [2] S. Lottini and G. Torrieri, arXiv:1204.3272 [nucl-th].
- [3] S. Lottini and G. Torrieri, Phys. Rev. Lett. **107**, 152301 (2011) [arXiv:1103.4824 [nucl-th]].
- [4] G. Torrieri and I. Mishustin, Phys. Rev. C **82**, 055202 (2010) [arXiv:1006.2471 [nucl-th]].
- [5] Dietrich Stauffer, Amnon Aharony, *Introduction To Percolation Theory*, Taylor and Francis, 2nd Edition.
- [6] L. McLerran and R. D. Pisarski, Nucl. Phys. A **796**, 83 (2007) [arXiv:0706.2191 [hep-ph]].