

A finite element exterior calculus framework for the rotating shallow-water equations

C. J. Cotter^a, J. Thuburn^b

^a*Department of Aeronautics, Imperial College London, London SW7 2AZ, U.K.*

^b*College of Engineering, Mathematics and Physical Sciences, University of Exeter, Exeter EX4 4QF, U.K.*

Abstract

We describe discretisations of the shallow water equations on the sphere using the framework of finite element exterior calculus, which are extensions of the mimetic finite difference framework presented in Ringler, Thuburn, Klemp, and Skamarock (Journal of Computational Physics, 2010). The exterior calculus notation provides a guide to which finite element spaces should be used for which physical variables, and unifies a number of desirable properties. We present two formulations: a “primal” formulation in which the finite element spaces are defined on a single mesh, and a “primal-dual” formulation in which finite element spaces on a dual mesh are also used. Both formulations have velocity and layer depth as prognostic variables, but the exterior calculus framework leads to a conserved diagnostic potential vorticity. In both formulations we show how to construct discretisations that have mass-consistent (constant potential vorticity stays constant), stable and oscillation-free potential vorticity advection.

Keywords: Finite element exterior calculus, Potential vorticity, Numerical weather prediction, Shallow water equations
2000 MSC: 76M10, 65M60

1. Introduction

In a recent paper on horizontal grids for global weather and climate models, [1] listed a number of desirable properties that a numerical discretisation should have, which can be paraphrased as accurate representation of geostrophic adjustment, mass conservation, curl-free pressure gradient, energy conserving pressure terms, energy conserving Coriolis term, steady geostrophic modes, and absence/control of spurious modes. Of this list as presented here, the first property could be said to relate to the stability and accuracy of the discrete Laplacian formed from divergence and gradient operators, whilst the next five all relate to mimetic properties (*i.e.* the numerical discretisations exactly represent differential calculus identities such as $\nabla \times \nabla = 0$), and the last property relates to the kernels of the various discretised operators (see [2, 3, 4] and related papers by Le Roux and coworkers for extended discussion of these issues in the context of finite element methods). In the context of the rotating shallow-water equations on the sphere, which represent the standard nonlinear framework for investigating horizontal grids for global models, the C-grid staggering on the latitude-longitude grid combined with an appropriate choice of reconstruction of the Coriolis

term provides all of these properties, but leaves us with a grid system with a polar singularity. This, together with a need for models with variable resolution, has started a quest for alternative grids and discretisations that satisfy these properties.

The extension of the C-grid to triangular meshes (and the finite element analogue, the RT0-P0 discretisation) satisfies the first six properties and has been popular in both atmosphere and ocean applications ([5, 6]), however it is now well understood that the triangular C-grid supports spurious inertia-gravity mode branches because of the decreased ratio of velocity degrees of freedom (DOFs) to pressure DOFs relative to quadrilaterals (from 2:1 to 3:2) [7, 8]. More recently, a Coriolis reconstruction for the hexagonal C-grid was derived in [9] that provides the mimetic properties described above, and this was extended to arbitrary orthogonal C-grids (grids in which dual grid edges that join pressure points intersect the primal grid edges orthogonally) in [10]. The hexagonal C-grid has an increased ratio of velocity DOFs to pressure DOFs (from 2:1 to 3:1), and so does not support spurious inertia-gravity mode branches, but does have a branch of spurious Rossby modes. This reconstruction can be used to construct energy and enstrophy conserving C-grid discretisations for the nonlinear rotating shallow-water equations using the vector invariant form [11], in which mimetic properties are used to produce a velocity-pressure formulation in which the diagnosed potential vorticity is locally conserved in a shape-preserving advection scheme, and is consistent with the discrete mass conservation (*i.e.* constant potential vorticity stays constant in the unforced case).

Two directions remain outstanding from this approach, namely the relaxation of the orthogonality requirement which constrains cubed sphere grids so that grid resolution increases much more quickly in the corners than at the middle of the faces [12], and the construction of higher-order operators to avoid grid imprinting. Two recent papers by the authors attempted to address these issues. In [13] a framework was set up to generalise the mimetic approach of [11] to non-orthogonal grids, but the method of constructing sufficiently high-order operators was not clear. Meanwhile, in [14], it was shown that mixed finite element methods in the framework of finite element exterior calculus (see [15] for a review) provide the first six properties listed above, plus sufficient flexibility to adjust the ratio of velocity DOFs to pressure DOFs to 2:1 to avoid spurious mode branches. The BDFM1 space on triangles and the RTk hierarchy of spaces on quadrilaterals were advocated as examples of spaces that satisfy that ratio. However, in that paper it was not clear how the extension to nonlinear shallow-water equations would be made. In this paper we address both of these open questions by describing a finite element exterior calculus framework for the shallow-water equations, which enables us to write the equations in a very compact form that is coordinate-free, and reveals the underlying structure behind the mimetic properties. The goal is to have a numerical discretisation for the shallow water equations with velocity and layer thickness as prognostic variables, but with a conserved diagnostic potential vorticity. We shall discuss two formulations: a primal grid formulation in which potential vorticity is represented on a continuous finite element space, and a primal-dual grid formulation that makes use of the discrete Hodge star operator introduced in [16, 17] in which potential vorticity is represented on a discontinuous finite element space. In the latter case, discontinuous Galerkin or finite volume methods can be used for locally conservative, bounded, mass-consistent potential vorticity advection, whilst in the former case we show that streamline-upwind Petrov-Galerkin methods with discontinuity-capturing schemes can be incorporated into the framework to

provide conservative, high-order, stable, non-oscillatory advection of potential vorticity.

Throughout the paper we express our formulations in the language of differential forms. In [15, 18] it was shown that this language provides a unifying structure for a wide range of different finite element spaces, which provides a coherent framework for finite element approximation theory and stability theory where previously there was a broad range of bespoke techniques of proof for specific cases. This framework has yielded new finite element spaces and new stability proofs. In this paper, we make use of this framework to design new numerical schemes for the rotating shallow-water equations. The approach makes clear what kind of geometric objects are being dealt with in the equations, and whether they should be interpreted as point values, edge integrals, or cell integrals. In particular, it makes it clear which terms involve the metric (and are necessarily more complicated, especially on unstructured grids), and which do not (and hence should be easy to discretise in a simple and efficient way). Furthermore, the exterior derivative d is a very simple operation, since it requires no metric information; this should be reflected by choosing a simple discrete form of d . The fundamental reason why curl-grad and div-curl both vanish is because $d^2 = 0$; fundamentally these are very simple properties and this should be reflected in the discretisation.

The rest of this paper is structured as follows. In Section 2 we provide a “hands-on” introduction to the calculus of differential forms, then write the rotating shallow water equations in differential form notation. In Section 3.2 we describe our primal grid finite element exterior calculus formulation of the shallow water equations, and in Section 3.3 we describe our primal/dual grid formulation. In Section 4, we present some numerical results obtained using these methods. Finally, in Section 5, we provide a summary and outlook.

2. Differential forms on manifolds

In this section, we introduce the required concepts from the language of differential forms, in an informal manner where we shall quote a number of basic results without proof. For more rigorous definitions, the reader is referred to [19, 15, 20]. We then combine these concepts to write the rotating shallow-water equations on the sphere in differential form notation.

2.1. Differential form preliminaries

Solution domain. We shall consider the case in which the solution domain Ω is a closed compact oriented two-dimensional surface. In applications the main surfaces of interest are the surface of the sphere, or a rectangle in the $x - y$ plane with periodic boundary conditions in both Cartesian directions. For brevity of notation we do not consider domains with boundaries; this avoids the need to include boundary terms when integrating by parts, although they can easily be included.

It is useful to define local coordinates on a patch $U \subset \Omega$ via an invertible mapping $\phi_U : U \rightarrow V \subset \mathbb{R}^2$; the coordinates of a point $\mathbf{x} \in U$ are given by the value of $(x^1, x^2) = \phi_U(\mathbf{x})$.

Vector fields. The tangent space $T_{\mathbf{x}}\Omega$ associated with a point $\mathbf{x} \in \Omega$ is the space of vectors that are tangent to Ω at \mathbf{x} . A vector field \mathbf{u} on Ω is a mapping from each point $\mathbf{x} \in \Omega$ to the tangent space $T_{\mathbf{x}}\Omega$, i.e. it is a velocity field that is everywhere tangent to Ω . We denote $\mathfrak{X}(\Omega)$ as the space of vector fields on Ω . On a coordinate patch U with coordinates (x^1, x^2) , a vector field \mathbf{u} can be expanded in the basis $(\partial/\partial x^1, \partial/\partial x^2)$ as $\sum_{i=1}^2 u^i \frac{\partial}{\partial x^i}$.

Differential forms. In this paper we shall make use of three types of differential forms: 0-forms (which are simply scalar-valued functions), 1-forms, 2-forms. In general, 1-forms are used to compute line integrals, and 2-forms are used to compute surface integrals. We shall denote Λ^k as the space of k -forms.

1-forms. Cotangent vectors at a point $\mathbf{x} \in \Omega$ are the dual objects to tangent vectors, *i.e.*, linear mappings from $T_{\mathbf{x}}\Omega$ to \mathbb{R} . The space of cotangent vectors at \mathbf{x} is written as $T_{\mathbf{x}}^*\Omega$. A differential 1-form ω assigns a cotangent vector $v \in T_{\mathbf{x}}^*\Omega$ to each point $\mathbf{x} \in \Omega$. This means that each 1-form ω defines a mapping from vector fields \mathbf{u} to scalar functions, with the corresponding scalar function $\omega(\mathbf{u})$ evaluated at a point \mathbf{x} being written as $\omega(\mathbf{u})(\mathbf{x})$.

In local coordinates, we can obtain a basis (dx^1, dx^2) for 1-forms that is dual to the basis $(\partial/\partial x^1, \partial/\partial x^2)$ for vector fields, and we can expand 1-forms as

$$\omega = \sum_i \omega_i dx^i. \quad (1)$$

A 1-form can be integrated along a one-dimensional oriented curve $C \subset \Omega$ using the usual definition of line integration

$$\int_C \omega = \int_{\phi_U(C)} \sum_i \omega_i dx^i. \quad (2)$$

Due to the change-of-variables formula for integration, this definition is coordinate independent.

2-forms. A 2-form is a function that assigns a skew-symmetric bilinear map $T_{\mathbf{x}}\Omega \times T_{\mathbf{x}}\Omega \rightarrow \mathbb{R}$ on the tangent space $T_{\mathbf{x}}\Omega$ to each point $\mathbf{x} \in \Omega$, that is used to define surface integration on Ω .

Wedge product. The wedge product of a k -form and a l -form is a $k+l$ -form, and satisfies the following conditions:

1. Bilinearity:

$$(a\alpha + b\beta) \wedge \omega = a(\alpha \wedge \omega) + b(\beta \wedge \omega), \quad \alpha \wedge (a\omega + b\epsilon) = a(\alpha \wedge \omega) + b(\alpha \wedge \epsilon), \quad (3)$$

where a and b are scalars, α and β are k -forms and ω and ϵ are l -forms.

2. Anticommutativity:

$$\omega \wedge \gamma = (-1)^{kl} \gamma \wedge \omega, \quad (4)$$

for a k -form ω and an l -form γ , and

3. Associativity:

$$(\omega \wedge \gamma) \wedge \kappa = \omega \wedge (\gamma \wedge \kappa). \quad (5)$$

Here, we only consider two cases:

1. For two 1-forms α and β on Ω , the wedge product $\alpha \wedge \beta$ is a 2-form on Ω , defined by

$$\alpha \wedge \beta(\mathbf{v}_1, \mathbf{v}_2) = \alpha(\mathbf{v}_1)\beta(\mathbf{v}_2) - \alpha(\mathbf{v}_2)\beta(\mathbf{v}_1), \quad (6)$$

for all pairs of vector fields $\mathbf{v}_1, \mathbf{v}_2$.

2. The wedge product of a scalar function (0-form) f with a k -form ω is simply the arithmetic product:

$$f \wedge \omega = f\omega. \quad (7)$$

From these properties it may be deduced that the wedge product of two arbitrary 1-forms ω , γ may be written in coordinates as

$$\omega \wedge \gamma = \alpha dx^1 \wedge dx^2, \quad (8)$$

for some scalar function α , and hence this is the general form for 2-forms in Cartesian coordinates.

Integration of 2-forms and the surface form. In coordinates, the integral of a 2-form $\omega = \alpha dx^1 \wedge dx^2$ over a 2-dimensional submanifold $M \subset \Omega$

$$\int_M \omega = \int_{\phi_U(M)} \alpha dx^1 dx^2. \quad (9)$$

This definition is coordinate independent, due to the change of variables formula. For chosen oriented coordinates, there exists a unique α_S such that this integral provides the surface area of each submanifold M (using a suitable Riemannian metric on M , for example using the Euclidean metric inherited from the three dimensional space in which Ω is embedded). The corresponding 2-form is called the surface form, and is written

$$dS = \alpha_S dx^1 \wedge dx^2. \quad (10)$$

This definition is also coordinate independent, and hence we may write any 2-form in the form $\omega = \beta dS$, for a scalar function β .

Contraction with vector fields. Contractions of k -forms with vector fields are used to calculate advective fluxes. In general, the contraction of a vector field \mathbf{u} with a k -form ω results in a $(k-1)$ -form, denoted $\mathbf{u} \lrcorner \omega$. The contraction of a vector field \mathbf{u} with a 0-form is zero, and with a 1-form ω is simply the scalar function

$$\mathbf{u} \lrcorner \omega(\mathbf{x}) = \omega(\mathbf{u})(\mathbf{x}). \quad (11)$$

In general, the contraction is linear, *i.e.* $\mathbf{u} \lrcorner (a(x)\omega_1 + b(x)\omega_2) = a(x)\mathbf{u} \lrcorner \omega_1 + b(x)\mathbf{u} \lrcorner \omega_2$, for two scalar functions $a(x)$ and $b(x)$, and two k -forms ω_1 and ω_2 . The contraction of a vector field \mathbf{v} with a 2-form ω is the 1-form $\mathbf{u} \lrcorner \omega$ defined by

$$(\mathbf{u} \lrcorner \omega)(\mathbf{v}) = \omega(\mathbf{u}, \mathbf{v}), \quad (12)$$

for all vector fields \mathbf{v} , and so may be written in coordinates as

$$\mathbf{u} \lrcorner \alpha dx^1 \wedge dx^2 = \alpha (u_1 dx^2 - u_2 dx^1). \quad (13)$$

Identification of vector fields with 1-forms. To write equations of motion using differential forms it is necessary to make an identification between vector fields and differential forms (vector field proxies). In this framework we shall make use of two different identifications of vector fields with 1-forms¹.

1. $\mathbf{u} \in \mathfrak{X}(\Omega) \mapsto \tilde{u} \in \Lambda^1$ defined by

$$\tilde{u}(\mathbf{v})(\mathbf{x}) = \langle \mathbf{u}, \mathbf{v} \rangle(\mathbf{x}), \quad \forall \mathbf{v} \in \mathfrak{X}(\Omega), \quad (14)$$

where $\langle \mathbf{u}, \mathbf{v} \rangle$ is an inner product on $\mathfrak{X}(\Omega)$. In coordinates, with $\mathbf{u} = \sum_i u^i \frac{\partial}{\partial x^i}$, $\mathbf{v} = \sum_j v^j \frac{\partial}{\partial x^j}$, we have

$$\langle \mathbf{u}, \mathbf{v} \rangle = \sum_{ij} u^i g_{ij} v^j, \quad (15)$$

where g_{ij} is the metric tensor associated with the inner product, and hence

$$\tilde{u} = \sum_i \tilde{u}_i dx^i, \quad \text{with } \tilde{u}_i = \sum_j g_{ij} u^j. \quad (16)$$

This identification is used to compute circulation integrals

$$\int_C \mathbf{u} \cdot d\mathbf{x} = \int_C \tilde{u}, \quad (17)$$

along curves $C \subset \Omega$, and hence is associated with the curl operator. We shall use the notation \tilde{u} to denote the 1-form obtained from a vector field \mathbf{u} using this identification.

2. The second identification is written using the contraction with dS ,

$$\mathbf{u} \mapsto \mathbf{u} \lrcorner dS, \quad (18)$$

and is used to compute flux integrals

$$\int_C \mathbf{u} \lrcorner dS \quad (19)$$

across curves $C \subset \Omega$, and hence is associated with the divergence operator.

Exterior derivative. The differential operator (exterior derivative) d neatly encodes all of the vector calculus differential operators *e.g.*, div , grad , curl *etc.* In general, d maps k -forms to $(k+1)$ -forms, and satisfies:

1. For scalar functions f , $d f = \sum_i \frac{\partial f}{\partial x^i} dx^i$ in coordinates.
2. Product rule: for $\omega \in \Lambda^k$ and $\gamma \in \Lambda^l$, $d(\omega \wedge \gamma) = (d\omega) \wedge \gamma + (-1)^k \omega \wedge (d\gamma)$.
3. Closure: $d(d\omega) = d^2\omega = 0$.

¹In general, on an n -dimensional manifold M , there is one identification of vector fields with 1-forms, and one with $n-1$ forms, but we are working with 2-dimensional manifolds here.

Standard vector calculus differential operators on scalar functions f and vector fields \mathbf{u} defined on Ω are obtained from the two vector field proxies:

$$df = \widetilde{\nabla} f, \quad (20)$$

$$df = -(\nabla^\perp f) \lrcorner dS, \quad (21)$$

$$d(\tilde{\mathbf{u}}) = (\nabla^\perp \cdot \mathbf{u}) dS, \quad (22)$$

$$d(\mathbf{u} \lrcorner dS) = \nabla \cdot \mathbf{u} dS, \quad (23)$$

where ∇ , $\nabla^\perp = \hat{\mathbf{k}} \times \nabla$, $\nabla^\perp \cdot = \hat{\mathbf{k}} \cdot \nabla \times$ and $\nabla \cdot$ are vector calculus differential operators defined intrinsically on the two-dimensional surface Ω with $\hat{\mathbf{k}}$ being the unit vector normal to the manifold Ω . The closure property $d^2 = 0$ then leads to the following vector identities for the two identifications of vector fields with 1-forms:

$$0 = d^2 f = d(\widetilde{\nabla} f) = (\nabla^\perp \cdot \nabla f) dS, \quad (24)$$

$$0 = d^2 f = -d(\nabla^\perp f \lrcorner dS) = -(\nabla \cdot \nabla^\perp f) dS. \quad (25)$$

These identities are crucial for geophysical applications since they dictate the scale separation between slow divergence-free and fast divergent dynamics.

Stokes' theorem and integration by parts. The general form of Stokes' theorem for $\omega \in \Lambda^k$ is

$$\int_M d\omega = \int_{\partial M} \omega, \quad (26)$$

where M is a $k+1$ -dimensional submanifold of Ω , ω is a k -form (and hence $d\omega$ is a $(k+1)$ -form), and ∂M is the k -dimensional submanifold corresponding to the boundary of M . Combining Stokes' theorem with the product rule provides the integration by parts formula

$$\int_M (d\omega) \wedge \gamma = \int_{\partial M} \omega \wedge \gamma + (-1)^{k-1} \int_M \omega \wedge (d\gamma), \quad (27)$$

for $\gamma \in \Lambda^l$, for $(k+l+1)$ -dimensional manifolds M with $(k+l)$ -dimensional boundary ∂M .

Hodge star. The Hodge star operator \star maps from k -forms to $(2-k)$ -forms, and is defined relative to a chosen metric on the manifold Ω (in our case we use the usual Euclidean metric from \mathbb{R}^3). It is used in this paper to write the L_2 -inner product between two k -forms ω and γ by

$$\langle \omega, \gamma \rangle_{L_2} = \int \omega \wedge \star \gamma = \int \gamma \wedge \star \omega, \quad (28)$$

and is also used to write the Coriolis term. The Hodge star is linear (*i.e.*, $\star(a(x)\omega + b(x)\gamma) = a(x)\star\omega + b(x)\star\gamma$ for scalar functions a, b and k -forms ω, γ).

Here we omit the intrinsic definition and just state the effect of the Hodge star on vector field proxies:

$$\star f = f dS, \quad (29)$$

$$\star f dS = f, \quad (30)$$

$$\star \tilde{\mathbf{u}} = \mathbf{u} \lrcorner dS = \tilde{\mathbf{u}}^\perp, \quad (31)$$

$$\star \mathbf{u} \lrcorner dS = -\tilde{\mathbf{u}} = \mathbf{u}^\perp \lrcorner dS, \quad (32)$$

203 where $\mathbf{u}^\perp = \hat{\mathbf{k}} \times \mathbf{u}$, which is also a vector field on Ω . For two vector fields \mathbf{w} and \mathbf{u} , we have

$$\langle \mathbf{w}, \mathbf{u} \rangle dS = \tilde{w} \wedge \star \tilde{u}. \quad (33)$$

204 From the presence of $\hat{\mathbf{k}} \times$ in these formulas it becomes clear that the Hodge star is useful for
 205 expressing the Coriolis term. Note that $\star \star = \text{Id}$ for 0- and 2-forms, and $\star \star = -\text{Id}$ for 1-forms.
 206 Since $\mathbf{u} \lrcorner dS$ is quite a lengthy notation, we shall use $\star \tilde{u}$ to denote the second vector field
 207 proxy for a vector field \mathbf{u} .

208 *Dual differential operator.* We define δ as the dual differential operator from Λ^k to Λ^{k-1} that
 209 is dual to d , *i.e.*

$$\int_{\Omega} \gamma \wedge \star \delta \omega = \int_{\Omega} d\gamma \wedge \star \omega, \quad \forall \gamma \in \Lambda^{k-1}, \omega \in \Lambda^k. \quad (34)$$

210 We note that $\delta^2 \omega = 0$, since

$$\int \gamma \wedge \star \delta^2 \omega = \int d\gamma \wedge \star \delta \omega \quad (35)$$

$$= \int d^2 \gamma \wedge \star \omega \quad (36)$$

$$= 0 \quad \forall \gamma \in \Lambda^{k-2}, \omega \in \Lambda^k. \quad (37)$$

211 2.2. Rotating shallow-water equations in differential form notation

212 We have now established enough notation to write the rotating shallow-water equations
 213 on Ω in differential form notation, which will be our starting point to develop finite element
 214 approximations in Section 3. We begin from the following form of the rotating shallow-water
 215 equations:

$$\frac{\partial}{\partial t} \mathbf{u} + (\zeta + f) \mathbf{u}^\perp + \nabla \left(g(D + b) + \frac{1}{2} |\mathbf{u}|^2 \right) = 0, \quad (38)$$

$$\frac{\partial}{\partial t} D + \nabla \cdot (\mathbf{u} D) = 0, \quad (39)$$

216 where \mathbf{u} is the velocity, $\zeta = \hat{\mathbf{k}} \cdot \nabla \times \mathbf{u} = \nabla^\perp \cdot \mathbf{u}$ is the vorticity, D is the layer depth, b is the
 217 height of the bottom surface, g is the acceleration due to gravity, f is the Coriolis parameter
 218 and $\mathbf{u}^\perp = \hat{\mathbf{k}} \times \mathbf{u}$. This form of the equations, is known in the numerical weather prediction
 219 community as the “vector invariant form” [21]. It is widely used because it is easy to relate
 220 to the vorticity budget; we shall show that it leads in a straightforward computation to local
 221 conservation of potential vorticity $q = (\zeta + f)/D$, and that this computation only involves
 222 properties of d , \wedge and \star that can be preserved by the finite element exterior calculus. It is
 223 also easy to relate to the energy budget, and the demonstration of conservation of energy also
 224 only involves these properties so this can again be preserved by the finite element exterior
 225 calculus.

226 Using the notation that we have described above, we can rewrite these equations as

$$\frac{\partial}{\partial t} \tilde{u} + \underbrace{\star \tilde{u} (\zeta + f)}_{\tilde{Q}} + d(g(D + b) + K) = 0, \quad (40)$$

$$\frac{\partial}{\partial t} D dS + d(\star(\tilde{u} D)) = 0, \quad (41)$$

$$d\tilde{u} = \zeta dS, \quad (42)$$

where $K = |\mathbf{u}|^2/2 = \tilde{u} \wedge \star \tilde{u} \, dS/2$. The choice of a 1-form for equation (40) is natural since we can integrate it to obtain a circulation equation around a closed loop C ,

$$\frac{d}{dt} \int_C \tilde{u} + \int_C \star \tilde{Q} + \underbrace{\int_C d(g(D+b) - K)}_{=0} = 0, \quad (43)$$

or apply d to obtain an evolution equation for the vorticity. The choice of a 2-form for equation (41) is natural since we can integrate it to obtain a mass budget in a control area A ,

$$\frac{d}{dt} \int_A D \, dS + \int_{\partial A} \star \tilde{u} D = 0, \quad (44)$$

where ∂A is the boundary of A . Note that equation (40) naturally makes use of the circulation 1-form vector field proxy \tilde{u} whilst equation (41) make use of the other 1-form vector field proxy $\star \tilde{u}$. When we choose finite element spaces in the next section, we will need to choose one proxy or the other since they come with different interelement continuity requirements for \mathbf{u} .

Applying d to equation (40) and making use of $d^2 = 0$ and the definition of Hodge star immediately gives the vorticity equation

$$\frac{\partial}{\partial t} \zeta \, dS + d \star (\tilde{u}(\zeta + f)) = 0, \quad (45)$$

which is in the same flux form as the mass equation (equation (41)). The potential vorticity (PV) q is defined from

$$(\zeta + f) \, dS = q D \, dS, \quad (46)$$

and hence we obtain the law of conservation of potential vorticity

$$\frac{\partial}{\partial t} (q D \, dS) + d \star (\tilde{u} q D) = 0. \quad (47)$$

Note that if q is constant then

$$\left(\frac{\partial q}{\partial t} D \, dS \right) + q \left(\underbrace{\frac{\partial}{\partial t} D \, dS + d \star (\tilde{u} D)}_{=0} \right) = 0 \implies \frac{\partial q}{\partial t} = 0, \quad (48)$$

which means that q remains constant. This is what is meant by consistency of equation (47) with equation (41).

Our goal is to design a framework for finite element discretisations that has \mathbf{u} and D as the prognostic variables, yet preserves the conservation law structure of equations (41) and (47). Furthermore, we shall show how stabilisations for these conservation laws (which are required for meteorological applications) can be incorporated into this framework.

3. Finite element exterior calculus formulation

In this section we develop finite element exterior calculus approximations to equations (40-41) and demonstrate their conservation properties.

3.1. Finite element spaces

The fundamental idea of finite element exterior calculus applied to the rotating shallow-water equations is to choose finite element spaces for the discretised variables \mathbf{u}^h , ζ^h and D^h such that the operator d maps from one space to another, so that the vector calculus identities (24) and (25) still hold. The difficulty is that continuity of \mathbf{u}^h in the normal direction across element boundaries is required to compute $d \star \tilde{u}^h$ (required to compute fluxes), whilst continuity in the tangent direction across element boundaries is required to compute $d \tilde{u}^h$ (required to compute the relative vorticity ζ^h). On a single grid, we cannot have both, and thus we must choose to construct finite element spaces such that only one of (24) or (25) hold in the strong form, and the other will hold in the weak form after integrating by parts. This amounts to choosing one of D^h and ζ^h to have a continuous finite element space and the other to have a discontinuous space. A discontinuous space allows for discontinuous Galerkin methods which are locally conservative and allow for shape preserving advection schemes, and in meteorological applications it is more important that these schemes are available for D^h than ζ^h , so we choose to hold (24) in the strong form. Later, in setting up the primal-dual grid formulation, we shall introduce a dual grid for which (25) holds in the strong form, consistently with the weak form on the primal grid.

Finite element differential form spaces. Having made the choice to hold (24) in strong form, we need to choose finite element spaces for ζ^h , \mathbf{u}^h , and D^h , denoted V^0 , V^1 and V^2 respectively. This choice defines equivalent subspaces $\hat{\Lambda}^k \subset \Lambda^k$, $k = 1, 2, 3$, given by

$$\hat{\Lambda}^0 = V^0, \quad (49)$$

$$\hat{\Lambda}^1 = \{\star \tilde{u}^h : \mathbf{u}^h \in V^1\}, \quad (50)$$

$$\hat{\Lambda}^2 = \{D^h dS : D^h \in V^2\}, \quad (51)$$

We require that d maps from $\hat{\Lambda}^1$ into $\hat{\Lambda}^2$, and that d maps from $\hat{\Lambda}^0$ into $\hat{\Lambda}^1$ (in particular, onto the kernel of d in $\hat{\Lambda}^1$), which implies that V^0 is a continuous finite element space, V^1 is div-conforming (*i.e.* $\mathbf{u}^h \in V^1$ has continuous normal components across element boundaries), and V^2 is a discontinuous finite element space. This is expressed in the following diagram,

$$\hat{\Lambda}^0 \xrightarrow{d} \hat{\Lambda}^1 \xrightarrow{d} \hat{\Lambda}^2. \quad (52)$$

Numerous examples of (V^0, V^1, V^2) satisfying these properties exist, for example $V^0 = P(k+1)$ (degree $k+1$ polynomials in each triangular element with C^0 continuity between elements), $V^1 = BDM(k)$ (degree k vector polynomials with continuous normal components across element edges, known as the k th Brezzi-Douglas-Marini space), $V^2 = P(k-1)_{DG}$ (degree $k-1$ polynomials with no inter-element continuity requirements). For more details of the families of finite element spaces that satisfy these conditions, see [15].

In practice, to implement these schemes on a computer it is necessary to expand functions in the finite element spaces in a basis, to obtain discrete vector systems, but most techniques of proof avoid choosing a particular basis since this usually obscures what is happening.

Discrete dual differential operator. Whilst d is identical to the operator used in the unapproximated equations, we must approximate the dual operator δ . We define δ^h as the discrete dual differential operator from $\hat{\Lambda}^k$ to $\hat{\Lambda}^{k-1}$ that is dual to d , *i.e.*

$$\int_{\Omega} \gamma^h \wedge \star \delta^h \omega^h = \int_{\Omega} d \gamma^h \wedge \star \omega^h, \quad \forall \gamma^h \in \hat{\Lambda}^{k-1}, \omega^h \in \hat{\Lambda}^k. \quad (53)$$

288 Note that δ^h from $\hat{\Lambda}^k$ to $\hat{\Lambda}^{k-1}$ is only an approximation to the dual differential operator
 289 defined from Λ^k to Λ^{k-1} , but that it still satisfies $(\delta^h)^2 = 0$.

290 *Discrete Helmholtz decomposition.* As discussed in [15], if d maps from $\hat{\Lambda}^0$ onto the kernel
 291 of d in $\hat{\Lambda}^1$, then there is a discrete Helmholtz decomposition and any 1-form $\omega^h \in \hat{\Lambda}^1$ can be
 292 written as

$$\omega^h = d\psi^h + \delta^h\phi^h + \mathfrak{h}^h, \quad (54)$$

293 where $\psi^h \in \hat{\Lambda}^0$, $\phi^h \in \hat{\Lambda}^2$, and $\mathfrak{h}^h \in \mathcal{H}$, where $\mathcal{H} \subset \hat{\Lambda}^1$ is the space of discrete harmonic 1-forms
 294 given by

$$\mathcal{H} = \{\mathfrak{h}^h \in \hat{\Lambda}^1 : d\mathfrak{h}^h = 0, \delta^h\mathfrak{h}^h = 0\}, \quad (55)$$

295 which has the same dimension as the space of continuous harmonic 1-forms on Ω (and which
 296 has dimension 0 for the surface of a sphere).

297 *Construction of global finite element spaces by pullback.* We construct the spaces V^k , $k =$
 298 $0, 1, 2$, and hence $\hat{\Lambda}^k$, $k = 0, 1, 2$, by dividing Ω (or a piecewise polynomial approximation
 299 of Ω) into elements, restricting V^k to some choice of polynomials on each element, and
 300 specifying the interelement continuity (from the requirements of d discussed above). This
 301 is most easily done by defining a reference element \hat{e} where integrals are computed, and a
 302 choice of polynomial function spaces $\hat{\Lambda}^k(\hat{e})$, $k = 0, 1, 2$ such that

$$\hat{\Lambda}^0(\hat{e}) \xrightarrow{d} \hat{\Lambda}^1(\hat{e}) \xrightarrow{d} \hat{\Lambda}^2(\hat{e}). \quad (56)$$

303 For each element e , we then define the element mapping $\eta_e : \hat{\Lambda}^k(\hat{e}) \rightarrow \hat{\Lambda}^k(e)$, where $\hat{\Lambda}^k(e)$
 304 is the space $\hat{\Lambda}^k$ restricted to e . The mapping η_e is a diffeomorphism, usually expanded in
 305 polynomials. This then defines a mapping from $\Lambda^k(e)$ to $\Lambda^k(\hat{e})$ via pullback

$$\omega^h \mapsto \eta_e^* \omega^h, \quad (57)$$

306 where the pullback $\eta^* \omega$ of a k -form ω by a diffeomorphism η is defined by

$$\int_M \eta^* \omega = \int_{\eta(M)} \omega, \quad (58)$$

307 for all integrable k -dimensional submanifolds M . The pullback operator satisfies two useful
 308 properties:

- 309 1. Pullback η^* commutes with d : $d\eta^* \omega = \eta^* d\omega$.
- 310 2. Pullback is compatible with the wedge product: $\eta^*(\alpha \wedge \omega) = (\eta^* \alpha) \wedge (\eta^* \omega)$.

311 We define $\hat{\Lambda}^k(e)$ by

$$\hat{\Lambda}^k(e) = \{\omega^h \in \Lambda^k(e) : \eta_e^* \omega^h \in \hat{\Lambda}^k(\hat{e})\}. \quad (59)$$

312 In coordinates, the pullback $\eta_e^* \gamma^h \in \hat{\Lambda}^0(\hat{e})$ of $\gamma^h \in \hat{\Lambda}^0(e)$ is $\gamma^h \circ \eta_e^{-1}$. The pullback $\eta_e^* \star \tilde{u}^h \in \hat{\Lambda}^1(\hat{e})$
 313 of $\star \tilde{u}^h \in \hat{\Lambda}^1(e)$ defines the (contravariant) Piola transformation [22]

$$\eta_e^* \star \tilde{u}^h = \tilde{\tilde{u}}^h \implies u_i^h \circ \eta_e^{-1} = \frac{1}{\det J_e} \sum_j (J_e)_{ij} \hat{u}_j^h, \quad J_e = \frac{\partial \eta_e}{\partial \hat{x}}, \quad (60)$$

where u_i^h, \hat{u}_i^h are the components of $\mathbf{u}^h, \hat{\mathbf{u}}^h$ in our chosen coordinate systems, and $(J_e)_{ij}$ are the components of J_e . The pullback of $D^h dS \in \hat{\Lambda}^2(e)$ defines the scaling transformation

$$\eta_e^*(D^h dS) = \hat{D}^h d\hat{S} \implies D^h \circ \eta_e^{-1} = \hat{D}^h (\det J_e). \quad (61)$$

Since pullback commutes with d , it is sufficient to check that d maps from $\hat{\Lambda}^k(\hat{e})$ to $\hat{\Lambda}^{k+1}(\hat{e})$, $k = 0, 1$ to guarantee that it maps from $\hat{\Lambda}^k$ to $\hat{\Lambda}^{k+1}$ (provided that the spaces have sufficient interelement continuity that d is defined). A technicality for the Λ^2 case is that if η_e is affine (*i.e.* the mesh triangles are flat), $\det J_e$ is constant, and we obtain the same finite element space if we transform D^h as a 0-form, *i.e.* $D^h \circ \eta_e = \hat{D}^h$. This simplifies some of the expressions as will be discussed in the next section. In the non-affine case, we may also transform D^h as a 0-form, but this requires further modifications to the framework [23].

For a description of an implementation of the Piola transformation and global assembly of V^1 , see [24], and for a description of an implementation on manifold meshes see [25].

3.2. Finite element discretisation: primal grid formulation

In this section we provide a finite element (semi-discrete continuous time) discretisation of the shallow water equations, and show that it conserves mass, energy, potential enstrophy and potential vorticity. We then show how to introduce dissipative stabilisations such that mass and potential vorticity are still conserved.

Since $\hat{\Lambda}^2$ is a discontinuous space, we cannot apply d to D^h and must instead adopt the weak form. This is done by taking the wedge product of Equation (40) with a test 1-form $\star \tilde{w}^h \in \hat{\Lambda}^1$, integrating over the domain Ω , integrating by parts (with vanishing boundary term since there are no boundaries), and multiplying by -1 :

$$\frac{d}{dt} \int_{\Omega} (\star \tilde{w}^h) \wedge \star (\star \tilde{u}^h) + \int_{\Omega} (\star \tilde{w}^h) \wedge (\star \tilde{Q}^h) + \int_{\Omega} d(\star \tilde{w}^h) \wedge (g(D^h + b^h) + K^h) = 0, \quad \forall \star \tilde{w}^h \in \hat{\Lambda}^1. \quad (62)$$

To obtain the Galerkin finite element approximation of this equation we restrict $\star \tilde{u}^h, \star \tilde{w}^h$ to the finite element space $\hat{\Lambda}^1$, and $D^h dS$ and $b dS$ to the finite element space $\hat{\Lambda}^2$. Similarly, we write the weak form of equation (41) as

$$\frac{d}{dt} \int_{\Omega} \phi^h \wedge D^h dS + \int_{\Omega} \phi^h \wedge d(\star \tilde{F}^h) = 0, \quad \forall \phi^h dS \in \hat{\Lambda}^2, \quad (63)$$

where $\star \tilde{F}^h \in \hat{\Lambda}^1$ is the mass flux, and the Galerkin finite element approximation is obtained by restricting $D^h dS$ and $\phi^h dS$ to the finite element space $\hat{\Lambda}^2$. To close the system, it remains to define the vorticity flux $\star \tilde{Q}^h$ and the mass flux $\star \tilde{F}^h$. Before we do that, we note the following property of the discrete equations (62-63).

Remark 1 (Topological terms). *It is useful to note that apart from the d/dt terms, all of the terms in Equations (62-63) are purely topological. To see this, taking the second term in*

Equation (62) as an example, we write the integral as a sum over elements,

$$\int_{\Omega} (\star \tilde{w}^h) \wedge (\star \tilde{Q}^h) = \sum_e \int_e (\star \tilde{w}^h) \wedge (\star \tilde{Q}^h), \quad (64)$$

$$= \sum_e \int_{\hat{e}} g_e^* ((\star \tilde{w}^h) \wedge (\star \tilde{Q}^h)), \quad (65)$$

$$= \sum_e \int_{\hat{e}} g_e^* (\star \tilde{w}^h) \wedge g_e^* (\star \tilde{Q}^h), \quad (66)$$

$$= \sum_e \int_{\hat{e}} (\star \hat{\tilde{w}}^h) \wedge (\star \hat{\tilde{Q}}^h). \quad (67)$$

Since we use $\hat{\tilde{w}}^h$ and $\hat{\tilde{Q}}^h$ as our computational variables, this expression has no factors of J_e , and hence the integral over each element is independent of the element coordinates: the global integral only depends on the mesh topology. Similarly, for an integral of the form (which corresponds to the form of the pressure gradient, as well as the mass flux term upon exchange of the trial and test functions)

$$\int_{\Omega} d(\star \tilde{w}^h) \wedge \phi^h = \sum_e \int_{\hat{e}} g_e^* (d(\star \tilde{w}^h) \wedge \phi^h), \quad (68)$$

$$= \sum_e \int_{\hat{e}} g_e^* (d \star \tilde{w}^h) \wedge g_e^* \phi^h, \quad (69)$$

$$= \sum_e \int_{\hat{e}} d g_e^* (\star \tilde{w}^h) \wedge g_e^* \phi^h, \quad (70)$$

$$= \sum_e \int_{\hat{e}} d(\star \hat{\tilde{w}}^h) \wedge \hat{\phi}^h, \quad (71)$$

where we have made use of d commuting with pullback in the last line to obtain an expression that is independent of J_e .

The d/dt terms are not purely topological since they involve an extra \star in Equation (62) and a factor of dS in Equation (63), which means that metric terms are present.

These purely topological terms lead to efficiencies since they do not require inversion of J_e (the main contribution to flops in *e.g.* the assembly of the standard weak Laplacian using continuous finite elements)², furthermore the contributions to the integral from element e can be calculated without even needing to load in the coordinate field (which is an important consideration when the cost of transferring data to processors dominates the cost of performing flops).

These topological relations lead to a number of properties of the equations, which we shall now discuss, starting with conservation of mass.

Theorem 2 (Mass conservation). *Let $D^h dS$ satisfy equation (63). Then $D^h dS$ is locally conserved.*

²Note that inversion of J_e is not needed for the time derivative terms either, so the entire formulation can be implemented without J_e inversions.

363 *Proof.* Let ϕ^h be the indicator function for element e , i.e.,

$$\phi^h(\mathbf{x}) = \begin{cases} 1 & \text{if } \mathbf{x} \in e, \\ 0 & \text{otherwise,} \end{cases} \quad (72)$$

364 then equation (63) becomes

$$\underbrace{\frac{d}{dt} \int_e D^h dS}_{\text{change in mass in } e} = - \int_e d(\star \tilde{F}^h) = \underbrace{- \int_{\partial e} \tilde{F}^h}_{\text{mass flux through } \partial e}. \quad (73)$$

365 Since $\star \tilde{F}^h \in \hat{\Lambda}^1$, the integral of $\star \tilde{F}^h$ takes the same value on either side of each of the element
 366 edges forming ∂e (except with alternate sign) and hence the flux of $D^h dS$ out of element e
 367 is the same as the flux into the neighbouring elements, and D^h is locally conserved. \square

368 The vorticity is obtained from equation (42). If $\star \tilde{u}^h \in \hat{\Lambda}^1$ then $d\tilde{u}^h$ is not defined, so we
 369 obtain an approximation to ζ^h in $\hat{\Lambda}^0$ by introducing a test function $\gamma^h \in \hat{\Lambda}^0$ and integrating
 370 by parts (neglecting the surface term as Ω is closed),

$$\int_{\Omega} \gamma^h \wedge \star \zeta^h = - \int_{\Omega} d\gamma^h \wedge \tilde{u}^h, \quad \forall \gamma^h \in \hat{\Lambda}^0. \quad (74)$$

371 **Theorem 3** (Discrete vorticity conservation). *Let $\star \tilde{u}^h$ satisfy equation (62). Then $\zeta^h \in \hat{\Lambda}^0$*
 372 *obtained from equation (74) satisfies*

$$\frac{d}{dt} \int_{\Omega} \gamma^h \wedge \zeta^h dS - \int_{\Omega} d\gamma^h \wedge \star \tilde{Q}^h = 0, \quad \forall \gamma^h \in \hat{\Lambda}^0, \quad (75)$$

373 *which is the continuous finite element approximation to the vorticity equation in flux form.*
 374 *Furthermore, ζ^h is globally conserved.*

375 *Proof.* Since $-d\gamma^h \in \hat{\Lambda}^1$ for arbitrary $\gamma^h \in \hat{\Lambda}^0$, we may select $\star \tilde{w}^h = -d\gamma^h$ in equation (62) to
 376 obtain

$$\frac{d}{dt} \int_{\Omega} \gamma^h \wedge \zeta^h dS = \frac{d}{dt} \int_{\Omega} \gamma^h \wedge \star \zeta^h \quad (76)$$

$$= \frac{d}{dt} \int_{\Omega} -d\gamma^h \wedge \tilde{u}^h \quad (77)$$

$$= \int_{\Omega} d\gamma^h \wedge \star \tilde{Q}^h + \underbrace{\int_{\Omega} d^2 \gamma^h \wedge (g(D^h - b) + K^h) dS}_{=0}, \quad (78)$$

$$= \int_{\Omega} d\gamma^h \wedge \star \tilde{Q}^h, \quad \forall \gamma^h \in \hat{\Lambda}^0. \quad (79)$$

377 This is the standard continuous finite element discretisation of the vorticity transport equa-
 378 tion. Global conservation of vorticity is a direct consequence of this, upon choosing $\gamma^h = 1$:

$$\frac{d}{dt} \int_{\Omega} \zeta^h dS = - \int_{\Omega} \underbrace{d(1)}_{=0} \wedge \star \tilde{Q}^h = 0. \quad (80)$$

379 \square

Having defined a vorticity, we can define a potential vorticity $q^h \in \hat{\Lambda}^0$ from

$$\int_{\Omega} \gamma^h \wedge q^h D^h \, dS = \int_{\Omega} \gamma^h \wedge (\zeta^h + f) \, dS. \quad (81)$$

Then, similar and straightforward calculations lead to the following.

Theorem 4 (Potential vorticity conservation). *Let $\star \tilde{u}^h$ satisfy equation (62) and $D^h \, dS$ satisfy equation (63). Then $q^h \in \hat{\Lambda}^0$ obtained from equation (81) satisfies*

$$\frac{d}{dt} \int_{\Omega} \gamma^h \wedge q^h D^h \, dS + \int_{\Omega} d\gamma^h \wedge \star \tilde{Q}^h = 0. \quad (82)$$

This is the standard continuous finite element approximation to the potential vorticity equation in conservation form. Furthermore, q is globally conserved i.e.

$$\frac{d}{dt} \int_{\Omega} q^h D^h \, dS = 0. \quad (83)$$

Now we return to the question of how to choose the mass and vorticity fluxes. The following choices lead to energy and potential enstrophy conservation.

$$\begin{aligned} \star \tilde{F}^h \in \hat{\Lambda}^1 \text{ with } \int_{\Omega} (\star \tilde{w}^h) \wedge \star (\star \tilde{F}^h) &= \int_{\Omega} (\star \tilde{w}^h) \wedge \star (D^h (\star \tilde{u}^h)), \\ &\forall \star \tilde{w}^h \in \hat{\Lambda}^1, \end{aligned} \quad (84)$$

$$\star \tilde{Q}^h = q^h (\star \tilde{F}^h). \quad (85)$$

Note that obtaining the mass flux from equation (84) involves solving a global, but well-conditioned matrix-vector system for the basis coefficients of \tilde{F}^h . These choices have been informed by energy-enstrophy conserving C-grid finite difference methods designed on latitude-longitude grids in [21] that were extended to either energy or enstrophy conserving C-grid schemes on arbitrary unstructured C-grids in [11].

Theorem 5 (Energy conservation). *Let \tilde{u}^h satisfy equation (62) and $D^h \, dS$ satisfy equation (63). Furthermore assume that $\star \tilde{F}^h$ and $\star \tilde{Q}^h$ are defined from (84) and (85). Then the energy, defined by*

$$E = \int_{\Omega} \frac{D^h}{2} \star \tilde{u}^h \wedge \star (\star \tilde{u}^h) + g \left(\frac{1}{2} (D^h)^2 - b^h D^h \right) \, dS, \quad (86)$$

and the potential enstrophy, defined by

$$Z = \int_{\Omega} (q^h)^2 D^h \, dS, \quad (87)$$

are both conserved. More generally, the energy is conserved for any $\star \tilde{Q}^h$ satisfying $\star \tilde{Q}^h = \star \tilde{F}^h (q^h)'$ for some scalar function $(q^h)'$.

399 *Proof.* The energy equation is

$$\dot{E} = \int_{\Omega} D^h(\star \tilde{u}^h) \wedge \star(\star \tilde{u}_t^h) dS + (K^h + g(D^h + b^h)) dS \wedge \star D_t^h dS, \quad (88)$$

$$= \int_{\Omega} \star \tilde{F}^h \wedge \star(\star \tilde{u}_t^h) + \star \Pi_2((K^h + g(D^h + b^h)) dS) \wedge \star D_t^h dS, \quad (89)$$

400 where in the second line, we have made use of the definition of $\star \tilde{F}^h$ taking $\tilde{w}^h = \tilde{u}_t^h$, and we
401 define Π_2 as the L_2 projection into $\hat{\Lambda}_2$, *i.e.*

$$\int_{\Omega} \phi^h dS \wedge \star \Pi_2(p dS) = \int_{\Omega} \phi^h dS \wedge \star p dS, \quad \forall \phi^h dS \in \hat{\Lambda}_2. \quad (90)$$

402 We proceed by substituting equations (62-63), with $\star \tilde{w}^h = \star \tilde{F}^h$ and $\phi^h dS = \Pi_2(K^h + g(D^h +$
403 $b^h)) dS$, to obtain

$$\begin{aligned} \dot{E} &= - \int_{\Omega} \star \tilde{F}^h \wedge \star \tilde{Q}^h + \int_{\Omega} d(\star \tilde{F}^h) \wedge \star \Pi_2((K^h + g(D^h + b^h)) dS) \\ &\quad - \int_{\Omega} d(\star \tilde{F}^h) \wedge \star \Pi_2((K^h + g(D^h + b^h)) dS) \end{aligned} \quad (91)$$

$$= - \int_{\Omega} q^h \underbrace{\star \tilde{F}^h \wedge \star \tilde{F}^h}_{=0} = 0, \quad (92)$$

404 where in the last line we have made use of the antisymmetry of the wedge product.

405 To show potential enstrophy conservation, we first note that since $D_t^h dS$ and $d(\star \tilde{F}^h)$ are
406 both in $\hat{\Lambda}^2$, the L_2 projection in equation (41) is trivial and we obtain

$$D_t^h dS + d(\star \tilde{F}^h) = 0, \quad (93)$$

407 pointwise. Now we calculate the enstrophy equation,

$$\dot{Z} = \int_{\Omega} q^h \wedge (q^h D^h)_t dS + \int_{\Omega} q_t^h \wedge q^h D^h dS, \quad (94)$$

$$= \int_{\Omega} 2q^h \wedge (q^h D^h)_t dS - \int_{\Omega} (q^h)^2 \wedge D_t^h dS, \quad (95)$$

$$= - \int_{\Omega} 2q^h \wedge d(q^h \star \tilde{F}^h) + \int_{\Omega} (q^h)^2 \wedge d(\star \tilde{F}^h), \quad (96)$$

$$= - \int_{\Omega} (q^h)^2 \wedge d(\star \tilde{F}^h) - \int_{\Omega} \underbrace{2q^h d q^h}_{=d(q^h)^2} \wedge \star \tilde{F}^h, \quad (97)$$

$$= - \int_{\Omega} d((q^h)^2 \wedge \star \tilde{F}^h) = 0, \quad (98)$$

408 where we have made use of equation (81) using $\gamma^h = q^h$, together with equation (93), in the
409 third line, and the product rule and Stokes' theorem (with Ω closed) in the last line. \square

410 The following property is important for preserving qualitative properties of q^h , since it
411 mimics the Lagrangian conservation and reduces the types of oscillations that can occur in
412 the solution.

Theorem 6 (Mass consistent potential vorticity advection). *Let \tilde{u}^h satisfy equation (62) and $D^h \mathrm{d}S$ satisfy equation (63), and $\star \tilde{Q}^h$ is defined from (85), with any choice of $\star \tilde{F}^h$, and suppose that $D^h > 0$ everywhere for all time.*

If q^h is initially constant, it will remain constant for all time.

Proof. Suppose that q^h be constant. For any test function $(\gamma^h)' \in \hat{\Lambda}^0$, define $\gamma^h \in \hat{\Lambda}^0$ such that

$$\int_{\Omega} \beta^h \wedge \star (\gamma^h)' = \int_{\Omega} \beta^h \wedge \gamma^h D^h \mathrm{d}S, \quad \forall \beta^h \in \hat{\Lambda}^0. \quad (99)$$

This is always possible if $D^h > 0$. Then

$$\int_{\Omega} (\gamma^h)' \wedge q_t^h \mathrm{d}S = \int_{\Omega} \gamma^h \wedge q_t^h D^h \mathrm{d}S \quad (100)$$

$$= \int_{\Omega} \gamma^h \wedge (q^h D^h)_t \mathrm{d}S - \int_{\Omega} \gamma^h \wedge q^h D_t^h \mathrm{d}S, \quad (101)$$

$$= - \int_{\Omega} \gamma^h \wedge \mathrm{d}(q^h \star \tilde{F}^h) + \int_{\Omega} \gamma^h \wedge q^h \mathrm{d}(\star \tilde{F}^h) \quad (102)$$

$$= - \int_{\Omega} \gamma^h \wedge q^h \mathrm{d}(\star \tilde{F}^h) + \int_{\Omega} \gamma^h \wedge q^h \mathrm{d}(\star \tilde{F}^h) = 0, \quad \forall (\gamma^h)' \in \hat{\Lambda}^0. \quad (103)$$

where we have made use of equation (82) together with equation (93), in the third line, and have made use of q^h being constant in the final line. Hence $q_t^h = 0$ and q^h remains constant for all time. \square

As discussed in [26], the geostrophically balanced solutions of the rotating shallow-water equations are similar to the two-dimensional Euler equations in that they exhibit an energy cascade to large scales, but a potential enstrophy cascade to small scales. This means that energy conservation is appropriate, but that enstrophy conservation leads to a pile-up of enstrophy at the grid scale, leading to very noisy numerical solutions. From a numerical analysis point of view, we also expect this in our formulation since equation (82) is a continuous finite element Galerkin approximation to the potential vorticity equation in flux form, with no stabilisation. This means that it becomes appropriate to introduce terms that dissipate enstrophy whilst conserving energy and potential vorticity, and whilst preserving the mass consistency property. We see from the above that this is possible if we choose $\star \tilde{Q}^h = (q^h)' \star \tilde{F}^h$ with $(q^h)' = q^h$ if q^h is constant. In [26], the anticipated potential vorticity method [27] was used as an enstrophy dissipation scheme. Here we shall show how to introduce this into the finite element framework; we shall also show that a streamline upwind Petrov-Galerkin (SUPG) scheme [28] can be written in this form and thus conserves energy. SUPG has the attractive feature of high-order convergence of solutions.

Furthermore, although balanced solutions have layer thickness D being two derivatives smoother than q , and so upwinding D^h is not always necessary, we are motivated by the use of the shallow-water equations as a testbed for the horizontal aspects of discretisations of the three-dimensional Euler equations for numerical weather prediction, for which the energy also cascades to small scales, and so we also discuss the use of upwind schemes for $D^h \mathrm{d}S$, together with shape preserving limiters, that dissipate potential energy. These schemes lead to alternate choices of $\star \tilde{F}^h$, and so we can still have potential vorticity conservation and mass consistency.

Returning to the choice of enstrophy dissipating $\star\tilde{Q}^h$, the anticipated potential vorticity method is obtained by setting

$$\star\tilde{Q}^h = \left(q^h - \frac{\tau}{D^h} \mathbf{F}^h \lrcorner \mathrm{d} q^h \right) \star \tilde{F}^h = \left(q^h + \frac{\tau}{D^h} \star (\star \tilde{F}^h \wedge \mathrm{d} q^h) \right) \star \tilde{F}^h, \quad (104)$$

where $\tau > 0$ is an upwind parameter (usually proportional to the time stepsize Δt).

Theorem 7 (Anticipated potential vorticity method conserves energy and dissipates enstrophy). *Let \tilde{u}^h satisfy equation (62) and $D^h \mathrm{d} S$ satisfy equation (63). Furthermore assume that $\star \tilde{F}^h$ is obtained from (84) and $\star \tilde{Q}^h$ is obtained from (104). Then energy is conserved and enstrophy is dissipated.*

Proof. The energy is conserved since

$$(\star \tilde{Q}^h) \wedge (\star \tilde{F}^h) = \left(q^h - \frac{\tau}{D^h} \star (\star \tilde{F}^h \wedge \mathrm{d} q^h) \right) (\star \tilde{F}^h) \wedge (\star \tilde{F}^h) = 0, \quad (105)$$

so the energy conservation proof is unchanged. The enstrophy equation becomes

$$\dot{Z} = \int 2q^h \wedge (q^h D^h)_t \mathrm{d} S - \int (q^h)^2 D^h_t \mathrm{d} S \quad (106)$$

$$= - \int \frac{2\tau}{D^h} (\mathrm{d} q^h \wedge \star \tilde{F}^h) \wedge \star (\mathrm{d} q^h \wedge \star \tilde{F}^h) < 0. \quad (107)$$

□

The SUPG flux is given by

$$\star\tilde{Q}^h = \star\tilde{F}^h \left(q^h - \frac{\tau}{D^h} \star \left(\frac{\partial q^h D^h}{\partial t} \mathrm{d} S + \mathrm{d}(\star \tilde{F}^h q^h) \right) \right), \quad (108)$$

where $\tau > 0$ is the spatially varying SUPG parameter given by

$$\tau = \frac{\alpha}{h|\mathbf{u}^h|}, \quad (109)$$

with $\alpha > 0$ some chosen constant.

Theorem 8 (SUPG flux). *Let \tilde{u}^h satisfy equation (62) and $D^h \mathrm{d} S$ satisfy equation (63). Furthermore assume that $\star \tilde{F}^h$ is obtained from (84) and $\star \tilde{Q}^h$ is obtained from (108). Then energy is conserved and the flux provides an SUPG stabilisation of equation (82).*

Proof. The energy is conserved since $(\star \tilde{Q}^h) \wedge \star (\star \tilde{F}^h) = 0$. Equation (82) becomes

$$\int_{\Omega} \gamma^h \wedge (q^h D^h)_t \mathrm{d} S = \int_{\Omega} \mathrm{d} \gamma^h \wedge \star \tilde{F}^h q^h - \int_{\Omega} \frac{\tau}{D^h} \mathrm{d} \gamma^h \wedge \star \tilde{F}^h \star \left(\frac{\partial q^h D^h}{\partial t} \mathrm{d} S + \mathrm{d}(q^h \star \tilde{F}^h) \right), \quad (110)$$

and the last term may be rewritten as

$$\int_{\Omega} \frac{\tau}{D^h} (\star \tilde{F}^h) \wedge \mathrm{d} \gamma^h \wedge \star \mathrm{d}(q^h \star \tilde{F}^h), \quad (111)$$

464 and rearranging gives

$$\int_{\Omega} \left(\gamma^h - \frac{\tau}{D^h} \star (\star \tilde{F}^h \wedge d\gamma^h) \right) \wedge \left(\frac{\partial}{\partial t} (q^h D^h) dS + d(q^h \star \tilde{F}^h) \right) = 0, \quad (112)$$

465 which is an SUPG stabilisation of the potential vorticity equation since γ^h has been replaced
466 by $\gamma^h - \frac{\tau}{D^h} \star (\star \tilde{F}^h \wedge d\gamma^h) = \gamma^h + \frac{\tau}{D^h} \mathbf{F}^h \cdot \nabla q^h$. \square

467 Next we discuss the incorporation of upwinding into the mass equation (41). First we
468 describe the usual upwinding approach, then we show how an equivalent mass flux $\star \tilde{F}^h$ may
469 be obtained. Then we discuss slope limiters that are used to enforce shape preservation
470 when polynomials of degree 1 or greater are used in $\hat{\Lambda}^2$, and show that an equivalent (time-
471 integrated) mass flux can be obtained in that case as well.

472 In deriving an upwind formulation for D^h , the integral must be performed over a single
473 element e due to the discontinuity, following the discontinuous Galerkin approach. Taking
474 the L_2 inner product of a test 2-form $\phi^h dS \in \hat{\Lambda}^2$ with equation (41) over one element e gives

$$\frac{d}{dt} \int_e \phi^h dS \wedge \star (D^h dS) = - \int_e \phi^h dS \wedge \star d(D^h \star \tilde{u}^h). \quad (113)$$

476 To obtain coupling between elements we integrate by parts to obtain

$$\frac{d}{dt} \int_e \phi^h \wedge D^h dS = \int_e d\phi^h \wedge D^h \star \tilde{u}^h - \int_{\partial e} \phi^h \wedge D^u \star \tilde{u}^h, \quad \forall \phi^h dS \in \hat{\Lambda}^2, \quad (114)$$

477 where ∂e is the boundary of element e and D^u is chosen as the value of D^h on the upwind
478 side, following the standard discontinuous Galerkin approach³. In contrast with equation
479 (84), equation (114) can be solved locally *i.e.* it only requires the solution of independent
480 matrix-vector equations in each element to obtain $\frac{\partial D^h}{\partial t} = 0$.

481 **Theorem 9** (Mass flux for upwind schemes). *Let $D^h dS \in \hat{\Lambda}^2$ satisfy equation (114). Then*
482 *there exists $\star \tilde{F}^h \in \hat{\Lambda}^1$ such that*

$$\frac{\partial D^h}{\partial t} + d(\star \tilde{F}^h) = 0. \quad (115)$$

483 *Furthermore we can calculate $\star \tilde{F}^h$ locally, i.e. independently in each element.*

484 *Proof.* Consider $\star \tilde{F}^h$ constructed from the following conditions.

$$1. \quad \int_{\partial e} \phi^h \wedge \star \tilde{F}^h = \int_{\partial e} \phi^h \wedge D^u \star \tilde{u}^h, \quad \forall \phi^h dS \in \hat{\Lambda}^2(e), \quad (116)$$

$$2. \quad \int_e d\phi^h \wedge \star \tilde{F}^h = - \int_e d\phi^h \wedge D^h \star \tilde{u}^h, \quad \forall \phi^h dS \in \hat{\Lambda}^2(e), \quad (117)$$

³If k th order polynomials are used, then this flux is $(k+1)$ th order accurate. In the case of piecewise constant spaces, higher order advection schemes can be obtained by reconstructing a higher order upwind flux by interpolation from neighbouring elements, using WENO [29] or Crowley schemes [30, 31, 32], for example.

3.

$$\int_e d\gamma^h \wedge \star \tilde{F}^h = 0, \quad \forall \gamma^h \in \hat{\Lambda}^0(e) \text{ such that } \gamma^h = 0 \text{ on } \partial e. \quad (118)$$

485 This is essentially the Fortin projection into $\hat{\Lambda}^1$ [33]. These conditions are unisolvent and
486 lead to the correct continuity conditions as shown in [34]. From equation (93) we have

$$\frac{d}{dt} \int_e \phi^h \wedge D^h dS = - \int_e \phi^h \wedge d(\star \tilde{F}^h) \quad (119)$$

$$= \int_e d\phi^h \wedge \star \tilde{F}^h - \int_{\partial e} \phi^h \wedge \star \tilde{F}^h, \quad (120)$$

$$= \int_e d\phi^h \wedge D^h \star \tilde{u}^h - \int_{\partial e} \phi^h \wedge D^h \star \tilde{u}^h, \quad (121)$$

487 as required. \square

488 Having obtained $\star \tilde{F}^h$ we can use it in our definition of $\star \tilde{Q}^h$ and obtain stabilised, con-
489 servative, mass consistent potential vorticity dynamics.

490 This calculation can be extended to the time-discretised case in which a slope limiter is
491 applied before each timestep or Runge-Kutta stage [35]. In each element e , slope limiters
492 aim to achieve shape preservation by adjusting $D^h dS$ in each element e in such a way that
493 \bar{D}_e^h is preserved, where

$$\bar{D}_e^h = \frac{\int_e D^h dS}{\int_e dS}. \quad (122)$$

494 **Theorem 10** (Mass flux from slope limiter). *Let $S(D^h dS)$ be the action of a slope limiter*
495 *on $D^h dS \in \hat{\Lambda}^2$. Then*

$$S(D^h dS) = D^h dS + d(\star \tilde{F}_s^h), \quad (123)$$

496 *for some slope limiter mass flux $\star \tilde{F}_s^h \in \hat{\Lambda}^1$ that can be calculated locally.*

497 *Proof.* Consider $\star \tilde{F}_s^h$ constructed from the following conditions.

1.

$$\int_{\partial e} \phi^h \wedge \star \tilde{F}_s^h = 0, \quad \forall \phi^h dS \in \hat{\Lambda}^2(e), \quad (124)$$

2.

$$\int_e d\phi^h \wedge \star \tilde{F}_s^h = - \int_e \phi^h \wedge (S(D^h dS) - D^h dS), \quad \forall \phi^h dS \in \hat{\Lambda}^2(e), \quad (125)$$

3.

$$\int_e d\gamma^h \wedge \star \tilde{F}_s^h = 0, \quad \forall \gamma^h \in \hat{\Lambda}^0(e) \text{ such that } \gamma^h = 0 \text{ on } \partial e. \quad (126)$$

498 These conditions are again unisolvent. Then

$$\int_e \phi^h \wedge d(\star \tilde{F}_s^h) = - \int_e d\phi^h \wedge \star \tilde{F}_s^h + \int_{\partial e} \phi^h \wedge \star \tilde{F}_s^h, \quad (127)$$

$$= \int_e \phi^h \wedge (S(D^h dS) - D^h dS), \quad \forall \phi^h \in \hat{\Lambda}^2. \quad (128)$$

499 Since $S(D^h dS)$, $D^h dS$ and $d\star \tilde{F}_s^h$, are all elements of $\hat{\Lambda}^2$, this means that the projection is
500 trivial and we obtain

$$d(\star \tilde{F}_s^h) = S(D^h dS) - D^h dS, \quad (129)$$

501 as required. \square

3.3. Finite element discretisation: primal-dual grid finite element formulation

In this section we provide an alternative formulation that makes use of a second set of spaces defined on a dual grid based on the second vector field proxy. The introduction of the dual grid means that we can now express ∇ and ∇^\perp in a strong form, in addition to ∇^\perp and $\nabla \cdot$. The idea is that when we want to apply ∇^\perp and $\nabla \cdot$ operators strongly we use the primal grid spaces as defined in the previous section, and when we want to apply ∇ and ∇^\perp strongly we use the dual grid spaces. This requires defining mappings between the primal and dual spaces which are defined *via* the Hodge star operator. We shall observe that primal dual and primal-dual formulations are exactly equivalent for the linear equations, but that they differ for the nonlinear equations; the primal-dual scheme may facilitate some alternative handling of nonlinear terms that gives some advantage. One particular benefit is that locally conservative discontinuous schemes can then be used for both mass and potential vorticity.

We start by selecting a set of finite element differential form spaces $\hat{\Lambda}_p^k \subset \Lambda^k$ and $\hat{\Lambda}_d^k \subset \Lambda^k$ on the primal grid and the dual grid respectively, satisfying

$$\begin{aligned} \hat{\Lambda}_p^0 &\xrightarrow{d} \hat{\Lambda}_p^1 \xrightarrow{d} \hat{\Lambda}_p^2 \\ \hat{\Lambda}_d^0 &\xrightarrow{d} \hat{\Lambda}_d^1 \xrightarrow{d} \hat{\Lambda}_d^2. \end{aligned} \tag{130}$$

We shall calculate with mass $D^h dS$ in $\hat{\Lambda}_p^2$, and vorticity $\zeta^h dS$ in $\hat{\Lambda}_d^2$, which are both discontinuous finite element spaces where locally conservative discontinuous methods can be used. We shall use the flux 1-form representation of velocity $\star \tilde{u}^h$ in $\hat{\Lambda}_p^1$ (to evaluate divergence) but also work with a consistent circulation 1-form representation of velocity \tilde{v}^h in $\hat{\Lambda}_d^1$ (to evaluate vorticity), with $\tilde{u}^h \neq \tilde{v}^h$ but related through an appropriate mapping.

Discrete Hodge star. Following [16, 17], we define discrete Hodge star operators: $\star_h : \hat{\Lambda}_d^k \rightarrow \hat{\Lambda}_p^{2-k}$ given by

$$\int \gamma^h \wedge \star(\star_h \omega^h) = (-1)^k \int \gamma^h \wedge \omega^h, \quad \forall \gamma^h \in \hat{\Lambda}_p^k, \tag{131}$$

and require that the dual spaces are chosen such that \star_h is invertible. This requirement somewhat limits the choice of spaces. [36] (see also [37]) proved that \star_h is invertible for the hexagonal P1-RT0-P0 spaces for the primal mesh, and the triangular P1-N0-P0 spaces for the dual mesh, which would have the same degree-of-freedom points as the hexagonal C-grid. We have also observed numerically that \star_h is invertible for similar spaces with quadrilaterals for the primal mesh.

The discrete dual operator δ^h provides weak approximations to ∇ and ∇^\perp in the primal space, as described in the previous section for the primal finite element formulation, and weak approximations to ∇^\perp and $\nabla \cdot$ in the dual space. We shall now see that the key to the formulation is that we can define a simple relationship *via* the discrete Hodge star \star_h between d in the primal space and δ^h in the dual space, and *vice versa*.

Theorem 11 (Mapping from d to δ^h). *For $\omega^h \in \hat{\Lambda}_d^k$, $k = 0, 1$, $\star_h d\omega^h = \delta^h \star_h \omega^h$, and hence*

535 the following diagram commutes:

$$\begin{array}{ccccc}
 & \xrightarrow{\delta^h} & & \xrightarrow{\delta^h} & \\
 \hat{\Lambda}_d^2 & \xleftarrow{d} & \hat{\Lambda}_d^1 & \xleftarrow{d} & \hat{\Lambda}_d^0 \\
 \downarrow \star_h & & \downarrow \star_h & & \downarrow \star_h \\
 \hat{\Lambda}_p^0 & \xrightarrow{d} & \hat{\Lambda}_p^1 & \xrightarrow{d} & \hat{\Lambda}_p^2 \\
 & \xleftarrow{\delta^h} & & \xleftarrow{\delta^h} &
 \end{array} \tag{132}$$

Proof.

$$\int \gamma^h \wedge \star(\star_h d\omega^h) = (-1)^{k-1} \int \gamma^h \wedge d\omega^h \tag{133}$$

$$= (-1)^k \int d\gamma^h \wedge \omega^h \tag{134}$$

$$= (-1)^k \int d\gamma^h \wedge \star(\star_h \omega^h) \tag{135}$$

$$= \int \gamma^h \wedge \star \delta^h(\star_h \omega^h), \quad \forall \gamma^h \in \hat{\Lambda}_p^{k-1}, \tag{136}$$

536 where we may integrate by parts in the second step since $d\gamma^h$ and $d\omega^h$ are both well-
 537 defined. \square

538 For example, this means that we may start with $\star \tilde{u}^h \in \hat{\Lambda}_p^1$, and either obtain the primal
 539 vorticity $\zeta_p^h \in \hat{\Lambda}_p^0$ by directly applying δ^h , or by inverting \star_h to get $\tilde{v}^h \in \hat{\Lambda}_d^1$, applying d to get
 540 the dual vorticity $\zeta_d^h dS \in \hat{\Lambda}_d^2$, and then projecting back to $\hat{\Lambda}_p^0$ with \star_h , *i.e.*,

$$\delta^h(\star \tilde{u}^h) = \star_h d \star_h^{-1}(\star \tilde{u}^h). \tag{137}$$

541 Next we introduce the primal-dual grid version of equations (40-41). Within this frame-
 542 work, we retain the same equation for D^h on the primal grid, and modify the Coriolis term
 543 in the velocity equation as follows:

$$\frac{d}{dt} \int_{\Omega} (\star \tilde{w}^h) \wedge \star(\star \tilde{w}^h) + \int_{\Omega} \star \tilde{w}^h \wedge \star_h \tilde{Q}^h - \int_{\Omega} d(\star \tilde{w}^h) \wedge (g(D^h + b^h) + K^h), \quad \forall \star \tilde{w}^h \in \hat{\Lambda}_p^1 \tag{138}$$

544 with $\tilde{Q}^h \in \hat{\Lambda}_d^1$, and $\star \tilde{F}^h \in \hat{\Lambda}_p^1$. Using δ^h and \star_h , we can rewrite the velocity equation as

$$\frac{\partial}{\partial t} \star \tilde{u}^h + \star_h \tilde{Q}^h + \delta^h (g(D^h + b^h) + K^h) = 0. \tag{139}$$

545 **Theorem 12** (Primal vorticity conservation). *Let $\star \tilde{u}^h \in \hat{\Lambda}_p^1$ and $D^h dS \in \hat{\Lambda}_p^2$ satisfy Equations*
 546 *(138) and (115) respectively. Then the primal vorticity defined by $\zeta_p^h = \delta^h \star \tilde{u}^h$ satisfies*

$$\frac{\partial}{\partial t} \zeta_p^h + \delta^h \star_h \tilde{Q}^h = 0. \tag{140}$$

547 Furthermore, the primal vorticity is conserved.

548 *Proof.* Applying δ^h to equation (139) gives

$$\frac{\partial}{\partial t} \delta^h \star \tilde{u}^h + \delta^h \star_h \tilde{Q}^h = 0, \quad (141)$$

549 since $(\delta^h)^2 = 0$. Global conservation follows directly since

$$\int_{\Omega} \zeta_p^h dS = \int_{\Omega} \underbrace{(d1)}_{=0} \wedge \tilde{Q}^h = 0. \quad (142)$$

550

□

551 **Theorem 13** (Dual vorticity conservation). *Let $\star \tilde{u}^h \in \hat{\Lambda}_p^1$ and $D^h dS \in \hat{\Lambda}_p^2$ satisfy Equations*
 552 *(138) and (115) respectively. Then the dual grid vorticity $\zeta_d^h dS \in \hat{\Lambda}_0^2$ given by $\star_h \zeta_d^h dS = \zeta_p^h$*
 553 *satisfies*

$$\frac{\partial}{\partial t} \zeta_d^h dS + d\tilde{Q}^h = 0. \quad (143)$$

554 Furthermore, ζ_d^h is locally conserved.

555 *Proof.* Substituting $\star \tilde{u}^h = \star_h \tilde{v}^h$ with $\tilde{v}^h \in \hat{\Lambda}_d^1$, we obtain

$$\star_h \zeta_d^h dS = \zeta_p^h = \delta^h \star \tilde{u}^h = \delta^h \star_h \tilde{v}^h = \star_h d\tilde{v}^h, \quad (144)$$

556 and hence $\zeta_d^h = d\tilde{v}^h$ by invertibility of \star_h . Substitution into equation (140) and application
 557 of the commutation relations for \star_h gives

$$\frac{\partial}{\partial t} \star_h \zeta_d^h dS + \star_h d\tilde{Q}^h = 0, \quad (145)$$

558 and hence we obtain equation (143) by invertibility of \star_h . Local conservation follows since

$$\frac{d}{dt} \int_{e'} \zeta_d^h dS = - \int_{e'} d\tilde{Q}^h = - \int_{\partial e'} \tilde{Q}^h, \quad (146)$$

559 for each dual element e' , and local conservation follows from the appropriate continuity of
 560 \tilde{Q}^h , so that the flux integral takes the same value on either side of $\partial e'$. □

561 We now make a particular choice of \tilde{Q}^h , guided by the requirement of mass consistent
 562 advection of the dual potential vorticity $q_d^h dS \in \hat{\Lambda}_d^2$, defined by

$$\int \phi^h \wedge q_d^h D^h dS = \int \phi^h \wedge (\zeta_d^h + f) dS, \quad \forall \phi^h dS \in \hat{\Lambda}_d^2. \quad (147)$$

563 Here we are seeking locally conservative schemes that dissipate potential enstrophy, and hence
 564 we propose the following upwind scheme,

$$\frac{d}{dt} \int_{e_d} \phi^h \wedge q_d^h D^h dS - \int_{e_d} d\phi^h \wedge q_d^h \star \tilde{F}^h + \int_{\partial e_d} \phi^h \wedge q_d^u \star \tilde{F}^h dS = 0, \quad \forall \phi^h dS \in \hat{\Lambda}_d^2, \quad (148)$$

565 for each dual element e_d with boundary ∂e_d , where q_d^u is an appropriate upwind flux⁴ that
 566 takes the same values on both sides of the boundary ∂e_d .

⁴Here the only known cases of invertible \star_h are with piecewise constant $\hat{\Lambda}_d^2$ spaces, and so reconstruction is required to obtain higher order fluxes.

Theorem 14 (Dual potential vorticity conservation and mass consistency). *Let $\star \tilde{u}^h \in \hat{\Lambda}_p^1$ and $D^h \mathrm{d}S \in \hat{\Lambda}_p^2$ satisfy Equations (138) and (115) respectively. There exists a choice of $\tilde{Q}^h \in \hat{\Lambda}_d^1$ such that the diagnosed dual potential vorticity $q_d^h \mathrm{d}S \in \hat{\Lambda}_d^2$ obtained from equation (147) satisfies equation (148), and \tilde{Q}^h can be obtained locally in each element. Hence $q_d^h \mathrm{d}S$ is locally conserved. Furthermore, if q_d^h is constant then $\frac{\partial q_d^h}{\partial t} = 0$.*

Proof. Define \tilde{Q}^h on each dual element e_d according to the following conditions:

1.

$$\int_{f_d} \phi^h \wedge \tilde{Q}^h = \int_{f_d} \phi^h \wedge q_d^u \star \tilde{F}^h, \quad \forall \phi^h \mathrm{d}S \in \hat{\Lambda}_d^2(e_d), \quad (149)$$

where f_d are the edges of e_d ,

2.

$$\int_{e_d} \mathrm{d}\phi^h \wedge \tilde{Q}^h = \int_{e_d} \mathrm{d}\phi^h \wedge q_d^h \star \tilde{F}^h \quad \forall \phi^h \mathrm{d}S \in \hat{\Lambda}_d^2(e_d), \quad (150)$$

3.

$$\int_{e_d} \mathrm{d}\gamma^h \wedge \tilde{Q}^h = 0, \quad \forall \gamma^h \in \hat{\Lambda}_d^0(e_d) \text{ with } \gamma^h = 0 \text{ on } \partial e_d. \quad (151)$$

These conditions are sufficient to determine \tilde{Q}^h when restricted locally to e_d , and lead to the correct continuity conditions. Then

$$\frac{\mathrm{d}}{\mathrm{d}t} \int_{e_d} \phi^h \wedge q_d^h D^h \mathrm{d}S = - \int_{e_d} \phi^h \wedge \mathrm{d}\tilde{Q}^h \quad (152)$$

$$= \int_{e_d} \mathrm{d}\phi^h \wedge \tilde{Q}^h - \int_{\partial e_d} \phi^h \wedge \tilde{Q}^h \quad (153)$$

$$= \int_{e_d} \mathrm{d}\phi^h \wedge q_d^h \star \tilde{F}^h - \int_{\partial e_d} \phi^h \wedge q_d^u \star \tilde{F}^h \quad (154)$$

as required. Local conservation follows from choosing ϕ^h constant in e_d , giving

$$\frac{\mathrm{d}}{\mathrm{d}t} \int_{e_d} q_d^h D^h \mathrm{d}S = - \int_{\partial e_d} q_d^u \star \tilde{F}^h, \quad (155)$$

and appropriate continuity of $\star \tilde{F}^h$ and q_d^u . To show mass consistency, suppose that q_d^h be constant. For any test function $(\phi^h)' \mathrm{d}S \in \hat{\Lambda}_d^2$, and a given dual element e_d , define $\phi^h \mathrm{d}S \in \hat{\Lambda}^2$ such that

$$\int_{e_d} \beta^h \mathrm{d}S \wedge \star (\phi^h)' \mathrm{d}S = \int_{e_d} \beta^h \mathrm{d}S \wedge \star \phi^h D^h \mathrm{d}S, \quad \forall \beta^h \mathrm{d}S \in \hat{\Lambda}_d^2. \quad (156)$$

This is always possible when $D^h > 0$. Then from equation (148),

$$\frac{\mathrm{d}}{\mathrm{d}t} \int_{e_d} (\phi^h)' \wedge \frac{\partial q_d^h}{\partial t} \mathrm{d}S = \int_{e_d} \phi^h \wedge \frac{\partial q_d^h}{\partial t} D^h \mathrm{d}S \quad (157)$$

$$= \int_{e_d} \phi^h \wedge (q_d^h D^h)_t \mathrm{d}S - \int_{e_d} \phi^h \wedge q_d^h D_t^h \mathrm{d}S \quad (158)$$

$$= \int_{e_d} \mathrm{d}\phi^h \wedge q_d^h \star \tilde{F}^h - \int_{\partial e_d} \phi^h \wedge \underbrace{q_d^u}_{=q_d^h} \star \tilde{F}^h \quad (159)$$

$$+ \int_{e_d} \phi^h \wedge q_d^h \mathrm{d}(\star \tilde{F}^h) = 0, \quad \forall (\phi^h)' \mathrm{d}S \in \hat{\Lambda}_d^2, \quad (160)$$

where in the last line we have used the fact the q_d^h is constant so $q_d^u = q_d^h$, together with Stokes' theorem. Hence $\frac{\partial q_d^h}{\partial t} = 0$. \square

4. Numerical tests

In this section we provide some numerical results, primarily to show that these are not just theoretical results of academic interest but can be used in practical codes (with the potential to extend to 3D). Extensive test case results quantifying accuracy and convergence, as well as demonstrating the desirable properties for which the schemes are designed, will be presented in subsequent publications. In particular, we benchmark using our schemes on a standard meteorological test case, namely case 5 from [38], which is a steady balanced flow on the sphere which is disturbed at time $t = 0$ by the appearance of a conical mountain at mid-latitudes. The errors are computed by comparing the layer depth at 15 days with a resolved pseudo-spectral solution as prescribed in the test case specification.

The test was run with four different finite element spaces on triangles with an icosahedral mesh using the primal formulation, and two different finite element spaces using the primal-dual formulation, one on hexagons with a dual icosahedral mesh and one on quadrilaterals on a cube mesh. The primal spaces used were P1/RT0/P0 (Linear continuous for vorticity, lowest Raviart-Thomas space for velocity, piecewise constant for pressure, denoted the $\mathcal{P}_0^- \Lambda^k$ spaces in [15]), P2/BDM1/P0 (Quadratic continuous for vorticity, lowest Brezzi-Douglas-Marini space for velocity, piecewise constant for pressure, denoted the $\mathcal{P}_{2-k} \Lambda^k$ spaces in [15]), P3/BDM2/P1DG (Cubic continuous for vorticity, second Brezzi-Douglas-Marini space for velocity, discontinuous linear for pressure, denoted the $\mathcal{P}_{3-k} \Lambda^k$ spaces in [15]), and P2B/BDFM1/P1DG (Quadratic continuous with cubic bubbles for vorticity, Brezzi-Douglas-Fortin-Marini space for velocity, discontinuous linear for pressure, as discussed in [14]). The energy-conserving scheme was used for layer depth and the APVM stabilisation was used for potential vorticity, with centred-in-time semi-implicit time integration. The primal-dual spaces were lowest order P1/RT1/P0 on the dual mesh of the icosahedral triangulation using the construction of [36, 37], and an analogous construction on a cubed sphere mesh made of quadrilaterals. Third-order space-time upwind schemes were used for both layer depth and potential vorticity by using a Crowley scheme to interpolate the high-order flux from neighbouring elements. Error plots are shown in Figure 1, and approximately second-order convergence is observed for all schemes except for BDM1.

5. Summary and outlook

In this paper, we used the finite element exterior calculus framework to develop two formulations for the shallow-water equations, a primal formulation that is defined on a single mesh where divergence is defined in the strong form but vorticity must be evaluated weakly using integration by parts, and a primal-dual formulation that makes use of a dual mesh where vorticity can also be computed in the strong form. Both of these formulations have a conserved diagnostic potential vorticity, that satisfies mass consistency *i.e.* constant q stays constant. In the primal mesh case we are able to choose energy and enstrophy conserving mass and potential vorticity fluxes. Both formulations provide a way to control oscillations in the divergence-free component of the velocity field (the component that dominates in

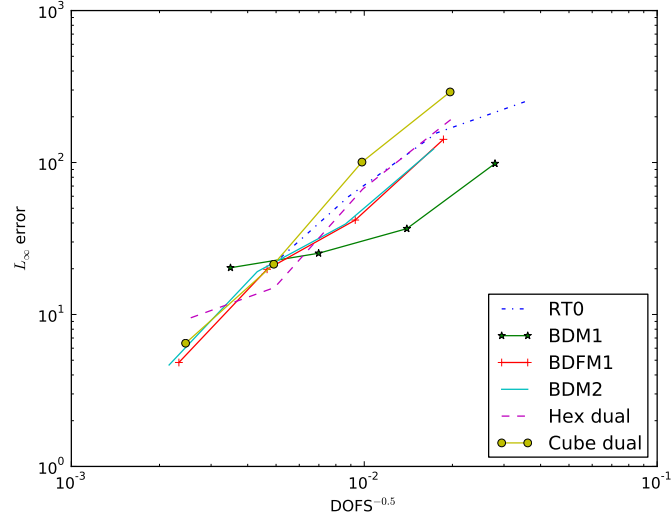
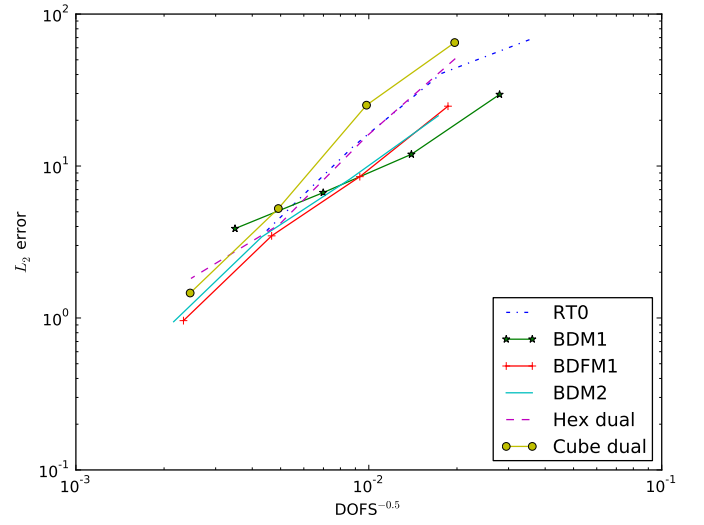
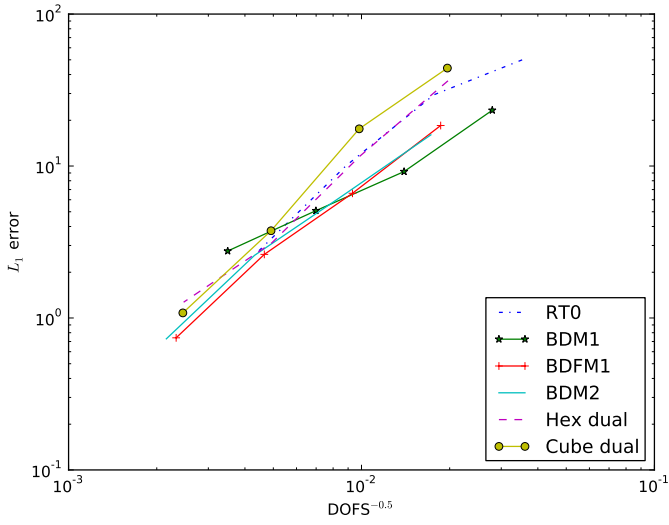


Figure 1: Tables showing numerical errors in the layer depth at 15 days for the standard “flow over a mountain” testcase, relative to a resolved pseudo-spectral solution, for various different finite element spaces.

large scale balanced flow in the atmosphere) by ensuring that the potential vorticity remains mass-consistent and oscillation-free. In the primal-dual case this can be achieved since the potential vorticity is diagnosed on a discontinuous space where discontinuous Galerkin/finite volume methods can be used to provide stable shape-preserving potential vorticity fluxes. In the primal case, the potential vorticity is computed in a continuous finite element space, but streamline-upwind Petrov-Galerkin methods with discontinuity capturing are compatible with the framework and can be used to provide stable potential vorticity fluxes.

This work is part of the UK GungHo Dynamical Core project, which is a NERC/STFC collaboration between UK academics and the UK Met Office to design a dynamical core for the Unified Model that will perform well on the next generation of massively parallel supercomputers. In Phase 1 of the project, one of the main goals is to determine the horizontal discretisation that will be used, with the shallow-water equations on the sphere providing an environment to investigate this. The aim is to develop discretisations on a pseudouniform grid⁵ that have all of the desirable properties listed in the introduction, whilst maintaining the accuracy of the current model. Numerical accuracy is crucial since it reduces grid imprinting (structure in the numerical errors that reflects the structure of the grid, *e.g.* larger errors near the corners of a cubed sphere). This work opens up a number of possibilities that could be sufficiently accurate for operational use. In [14] it was shown that to avoid spurious mode branches it is necessary to select finite element spaces that have a 2:1 ratio of velocity DOFs to pressure DOFs, which suggests the BDFM1 space on triangles with an icosahedral mesh in the primal formulation or RT0 on quadrilaterals with a cubed sphere mesh in the primal-dual formulation. There is an argument to be made that spurious Rossby mode branches arising from increasing velocity DOFs relative to this ratio are not harmful since they have very low frequencies and will just be passively advected by the flow. This suggests the BDM1 space on triangles in the primal formulation or the RT0 space on hexagons in the primal-dual formulation, which both have a 3:1 ratio. The next steps in this work are to analyse the numerical convergence and dispersion relations of all of these schemes and to benchmark them against the usual suites of testcases and against solutions from the Unified Model formulation.

Acknowledgements. The authors would like to thank Thomas Dubos for suggesting to look at a primal-dual finite element formulation, Darryl Holm for useful guidance and comments on the paper, Andrew McRae for providing primal scheme testcase results, Hilary Weller for providing reference pseudospectral solutions, and the GungHo UK dynamical core team for interesting discussions and debate. This work is supported by the Natural Environment Research Council.

References

- [1] A. Staniforth, J. Thuburn, Horizontal grids for global weather and climate prediction models: a review, *Q. J. Roy. Met. Soc* 138 (2012) 1–26.

⁵A grid for which the ratio of smallest to largest edge lengths remains bounded as the maximum edge length tends to zero.

- [2] D. Y. Le Roux, A. Sène, V. Rostand, E. Hanert, On some spurious mode issues in shallow-water models using a linear algebra approach, *Ocean Modelling* (2005) 83–94.
- [3] D. Y. Le Roux, V. Rostand, B. Pouliot, Analysis of numerically induced oscillations in 2D finite-element shallow-water models part I: Inertia-gravity waves, *SIAM Journal on Scientific Computing* 29 (2007) 331–360.
- [4] D. Y. Le Roux, B. Pouliot, Analysis of numerically induced oscillations in two-dimensional finite-element shallow-water models part II: Free planetary waves, *SIAM Journal on Scientific Computing* 30 (2008) 1971–1991.
- [5] R. Walters, V. Casulli, A robust, finite element model for hydrostatic surface water flows, *Communications in Numerical Methods in Engineering* 14 (1998) 931–940.
- [6] L. Bonaventura, T. Ringler, Analysis of discrete shallow-water models on geodesic Delaunay grids with C-type staggering, *Mon. Weath. Rev.* 133 (2005) 2351–2373.
- [7] S. Danilov, On utility of triangular C-grid type discretization for numerical modeling of large-scale ocean flows, *Ocean Dynamics* 60 (2010) 1361–1369.
- [8] A. Gassmann, Inspection of hexagonal and triangular C-grid discretizations of the shallow water equations, *J. Comp. Phys.* 230 (2011) 2706–2721.
- [9] J. Thuburn, Numerical wave propagation on the hexagonal C-grid, *J. Comp. Phys.* 227 (2008) 5836–5858.
- [10] J. Thuburn, T. D. Ringler, W. C. Skamarock, J. B. Klemp, Numerical representation of geostrophic modes on arbitrarily structured C-grids, *J. Comput. Phys.* 228 (2009) 8321–8335.
- [11] T. D. Ringler, J. Thuburn, J. B. Klemp, W. C. Skamarock, A unified approach to energy conservation and potential vorticity dynamics for arbitrarily-structured C-grids, *Journal of Computational Physics* 229 (2010) 3065–3090.
- [12] W. Putman, S.-J. Lin, Finite-volume transport on various cubed sphere grids, *J. Comput. Phys.* 227 (2007) 55–78.
- [13] J. Thuburn, C. Cotter, A framework for mimetic discretization of the rotating shallow-water equations on arbitrary polygonal grids, *SIAM J. Sci. Comp.* (2012).
- [14] C. Cotter, J. Shipton, Mixed finite elements for numerical weather prediction, *J. Comp. Phys.* (2012).
- [15] D. Arnold, R. Falk, R. Winther, Finite element exterior calculus, homological techniques, and applications, *Acta Numerica* 15 (2006) 1–155.
- [16] R. Hiptmair, Discrete Hodge operators, *Numerische Mathematik* 90 (2001) 265.
- [17] R. Hiptmair, Discrete Hodge operators : An algebraic perspective, *Journal of electromagnetic waves and applications* 15 (2001) 343–344.

- [18] D. Arnold, R. Falk, R. Winther, Finite element exterior calculus: from hodge theory to numerical stability, *Bull. Amer. Math. Soc.(NS)* 47 (2010) 281–354.
- [19] J. E. Marsden, T. S. Ratiu, *Introduction to Mechanics and Symmetry*, Springer, 1999.
- [20] D. D. Holm, *Geometric Mechanics: Part II: Rotating, Translating and Rolling*, Imperial College Press, 2011.
- [21] A. Arakawa, V. Lamb, A potential enstrophy and energy conserving scheme for the shallow water equations, *Monthly Weather Review* 109 (1981) 18–36.
- [22] F. Brezzi, M. Fortin, *Mixed and hybrid finite element methods*, Springer-Verlag New York, Inc., 1991.
- [23] P. B. Bochev, D. Ridzal, Rehabilitation of the lowest-order raviart-thomas element on quadrilateral grids, *SIAM Journal on Numerical Analysis* 47 (2008) 487–507.
- [24] M. Rognes, R. Kirby, A. Logg, Efficient assembly of $H(\text{div})$ and $H(\text{curl})$ conforming finite elements, *SISC* 31 (2009) 4130–4151.
- [25] M. Rognes, D. Ham, C. Cotter, A. McRae, Automating the solution of PDEs on the sphere and other manifolds, 2013. Submitted.
- [26] A. Arakawa, Y.-J. G. Hsu, Energy conserving and potential-enstrophy dissipating schemes for the shallow water equations, *Monthly Weather Review* 118 (1990) 1960–1969.
- [27] R. Sadourny, C. Basdevant, Parameterization of subgrid scale barotropic and baroclinic eddies in quasi-geostrophic models- anticipated potential vorticity method, *Journal of the atmospheric sciences* 42 (1985) 1353–1363.
- [28] A. N. Brooks, T. Hughes, Streamline upwind/Petrov-Galerkin formulations for convection dominated flows with particular emphasis on the incompressible Navier-Stokes equations, *Computer Methods in Applied Mechanics and Engineering* 32 (1982) 199 – 259.
- [29] C.-W. Shu, High order weighted essentially nonoscillatory schemes for convection dominated problems, *SIAM review* 51 (2009) 82–126.
- [30] J. Thuburn, A PV-based shallow-water model on a hexagonal-icosahedral grid, *Monthly Weather Review* 125 (1997) 2328–2347.
- [31] W. Lipscomb, T. Ringler, An incremental remapping transport scheme on a spherical geodesic grid, *Monthly weather review* 133 (2005) 2335–2350.
- [32] W. Skamarock, M. Menchaca, Conservative transport schemes for spherical geodesic grids: High-order reconstructions for forward-in-time schemes, *Monthly Weather Review* 138 (2010) 4497–4508.

- 729 [33] M. Fortin, An analysis of the convergence of mixed finite element methods, R.A.I.R.O.,
730 Anal. Numer. 11 (1977) 341–354.
- 731 [34] D. N. Arnold, Spaces of finite element differential forms, in: Analysis and Numerics of
732 Partial Differential Equations, Springer, 2013, pp. 117–140.
- 733 [35] B. Cockburn, C.-W. Shu, Runge-Kutta discontinuous Galerkin methods for convection-
734 dominated problems, J. Sci. Comp. 16 (2001) 173–261.
- 735 [36] A. Buffa, S. Christiansen, A dual finite element complex on the barycentric refinement,
736 Mathematics of Computation 76 (2007) 1743–1769.
- 737 [37] S. Christiansen, A construction of spaces of compatible differential forms on cellular
738 complexes, Mathematical Models and Methods in Applied Sciences 18 (2008) 739–757.
- 739 [38] D. L. Williamson, J. B. Drake, J. J. Hack, R. Jakob, P. N. Swarztrauber, A standard test
740 set for numerical approximations to the shallow water equations in spherical geometry,
741 Journal of Computational Physics 102 (1992) 211–224.