

ALAE: Accelerating Local Alignment with Affine Gap Exactly in Biosequence Databases

Xiaochun Yang
College of Information Science
and Engineering
Northeastern University
Liaoning 110819 China
yangxc@mail.neu.edu.cn

Honglei Liu
College of Information Science
and Engineering
Northeastern University
Liaoning 110819 China
liuhonglei@gmail.com

Bin Wang
College of Information Science
and Engineering
Northeastern University
Liaoning 110819 China
binwang@mail.neu.edu.cn

ABSTRACT

We study the problem of local alignment, which is finding pairs of similar subsequences with gaps. The problem exists in biosequence databases. BLAST is a typical software for finding local alignment based on heuristic, but could miss results. Using the Smith-Waterman algorithm, we can find all local alignments in $O(mn)$ time, where m and n are lengths of a query and a text, respectively. A recent exact approach BWT-SW improves the complexity of the Smith-Waterman algorithm under constraints, but still much slower than BLAST. This paper takes on the challenge of designing an accurate and efficient algorithm for evaluating local-alignment searches, especially for long queries. In this paper, we propose an efficient software called ALAE to speed up BWT-SW using a compressed suffix array. ALAE utilizes a family of filtering techniques to prune meaningless calculations and an algorithm for reusing score calculations. We also give a mathematical analysis and show that the upper bound of the total number of calculated entries using ALAE could vary from $4.50mn^{0.520}$ to $9.05mn^{0.896}$ for random DNA sequences and vary from $8.28mn^{0.364}$ to $7.49mn^{0.723}$ for random protein sequences. We demonstrate the significant performance improvement of ALAE on BWT-SW using a thorough experimental study on real biosequences. ALAE guarantees correctness and accelerates BLAST for most of parameters.

1. INTRODUCTION

Similar to web applications, another area that has recently witnessed a rapid surge in the amount of data being produced is the biosequence search. In this area, scientists often want to compare a biosequence against a collection of known sequences. Generally, two biologically related sequences appearing dissimilar in their entirety may contain subsequences that are highly similar.

Local alignment is a common technique for finding a pair of highly similar substrings from two given sequences, respectively. In querying biological sequences, search tools often distinguish between short queries and long queries [9]. For example, short queries (read) are used to find the same structural or functional subunits (motifs) from very different protein families or genomes;

large genomes or chromosomes, however, need to be compared in comparative genomics, such as aligning mouse genomes against human genomes [7, 12]. Generally, each biosequence can have the scale ranging from a few hundred million characters to a few billion characters and the length of a long query could be from a few thousand characters to ten million characters [7, 8]. Efficiently aligning long queries against biosequences poses a competitive challenge to the development of alignment tools.

A variety of computational algorithms have been developed for finding local alignments, among which BLAST (Basic Local Alignment Search Tool) [1, 2] and the Smith-Waterman algorithm [13] are typical ones.

BLAST [1] is a popular tool for identifying the local alignments between sequences. It decomposes an input query into a set of grams and identifies matches against the database using grams of the query. A local alignment is created by examining the left and right subsequences from these matches. Although this heuristic approach suggests a time-optimized model, it does not guarantee to find all alignment results that meet the specified score criterion.

The Smith-Waterman algorithm [13] is a well-known dynamic programming algorithm that could accurately identify the best local alignments between a query sequence and sequences in the database. It compares fragments of arbitrary lengths between two sequences and supports a flexible scoring scheme by allowing different scores for different types of operations, including substitution, insertion, and deletion. The score of an alignment is a summation of the score of each operation involved in the alignment, which makes the algorithm sensitive and ensures an optimal alignment of the sequences. However, this also has the effect that the method is very slow and CPU intensive. A recent approach called BWT-SW [8] is an exact method that improves the complexity of the Smith-Waterman algorithm under limited scoring scheme constraints, but still much slower than the very efficient approximate method BLAST.

This paper takes on the challenge of designing an efficient algorithm for evaluating local-alignment searches exactly. We improve the general dynamic programming algorithm by exploiting a family of filtering techniques and reusable calculations. The challenges and our contributions are as follows.

(1) How to avoid calculating most of entries in dynamic programming matrixes without impairing the accuracy of the alignment results? Calculating entries in matrixes is time consuming, especially when the text and query are long. We analyze the property of entries in the matrixes and propose a family of filtering techniques to avoid meaningless calculations in Section 3. Finding that there are many duplicate calculations in each matrix, we propose an algorithm for reusing those duplicates in Section 4.

Permission to make digital or hard copies of all or part of this work for personal or classroom use is granted without fee provided that copies are not made or distributed for profit or commercial advantage and that copies bear this notice and the full citation on the first page. To copy otherwise, to republish, to post on servers or to redistribute to lists, requires prior specific permission and/or a fee. Articles from this volume were invited to present their results at The 38th International Conference on Very Large Data Bases, August 27th - 31st 2012, Istanbul, Turkey.

Proceedings of the VLDB Endowment, Vol. 5, No. 11

Copyright 2012 VLDB Endowment 2150-8097/12/07... \$ 10.00.

(2) How to satisfy the space requirement of large biosequences for both the text and the query? We consider an in-memory algorithm and use the recent results on compressed suffix array to make our approach (called ALAE) doable in memory. The idea is similar to BWT-SW, but we adapt it to fit for our filtering techniques and reusing approaches (see Section 5).

(3) What is the upper bound of the number of calculated entries? We give a mathematical analysis and prove that ALAE could provide a time efficiency guarantee across representative ranges of user specified schemes in Section 6. The upper bound of the total number of calculated entries using ALAE could vary from $4.50mn^{0.520}$ to $9.05mn^{0.896}$ for random DNA sequences and vary from $8.28mn^{0.364}$ to $7.49mn^{0.723}$ for random proteins sequences.

In addition, in Section 7 we show experimental results on real biosequence databases including DNAs and proteins to demonstrate the space and time efficiency of our ALAE approach. We show that ALAE makes a significant improvement of performance on BWT-SW for all scoring schemes and thresholds. ALAE also accelerates BLAST for most of scoring schemes and guarantees correctness.

2. PRELIMINARY

Let Σ be the alphabet of characters in biosequences. For a sequence S of the characters in Σ , we use $|S|$ to denote its length, $S[i]$ to denote its i -th character (starting from 1), and $S[i, j]$ to denote the subsequence from its i -th character to its j -th character. The typical length of a genomic sequence is from millions to a few billion. In this section, we give the definition of local alignment.

2.1 Local Alignment with Affine Gap Penalty

Before formally defining local alignment, we present the widely used scoring scheme for biosequences. In this scoring scheme, each identical mapping has a positive score s_a , whereas a substitution of one character has a negative score s_b , and a gap (insertion of r characters or deletion of r characters) has an affine gap penalty represented as a negative score $s_g + r \times s_s$, where s_g is a gap opening penalty represented as a negative score and s_s is a gap extension penalty represented by another negative score for each insertion or deletion. We use $\langle s_a, s_b, s_g, s_s \rangle$ to represent a scoring scheme and use the default scoring scheme $\langle 1, -3, -5, -2 \rangle$ in both BLAST and BWT-SW to show examples in this paper, which means $s_a = 1$, $s_b = -3$, $s_g = -5$, and $s_s = -2$.

The similarity between two sequences S_1 and S_2 is defined as the value of the alignment of S_1 and S_2 that maximizes total alignment score, denoted $\text{sim}(S_1, S_2)$. For example, let $S_1 = \text{AAACG}$ and $S_2 = \text{AACCG}$, then the optimal alignment of S_1 and S_2 is to replace the third character A of S_1 with the third character C of S_2 , i.e. $\text{sim}(S_1, S_2) = 1 \times 4 + (-3) = 1$.

Local alignment problem. Let T be a text sequence of n characters and P be a query sequence of m characters. For any $1 \leq \pi_t \leq n$ and $1 \leq \pi_p \leq m$, compute the largest similarity between $T[x, \pi_t]$ and $P[y, \pi_p]$ ($1 \leq x \leq \pi_t, 1 \leq y \leq \pi_p$), i.e. the maximum alignment score of any substring of T ending at position π_t and any substring of P ending at position π_p . For biological applications, we are only interested in those substring pairs if their alignment scores attain a threshold H^1 .

One naive approach to find all of their local alignments is to examine all substrings of T and align them one by one with P . Obviously, we want to avoid aligning P with the same substring at different positions of the text T . A natural solution is to build a suffix trie \mathcal{T} of the text T as reported in [8]. Then, distinct substrings of T

are represented by different paths from the root to different nodes in the suffix trie. Let p_u be a path from the root to a node u in the suffix trie \mathcal{T} . We align each substring represented by p_u against the query pattern P .

Given a data sequence T , a query pattern P , and a threshold H , Algorithm 1 shows the BASIC algorithm for answering local alignment using the suffix trie \mathcal{T} of T . According to the problem definition, we use $A(i, j)$ to represent the alignment of $T[x, i]$ and $P[y, j]$ with largest alignment score ($1 \leq x \leq i, 1 \leq y \leq j$). The algorithm first initializes the largest score $A(i, j).\text{score} = 0$ for each alignment $A(i, j)$, and the starting position $A(i, j).\text{pos} = 0$ (line 1). Let p be a suffix path from the root to a leaf node (line 2). For each substring X represented by p , the BASIC algorithm searches prefix $X[1, i]$ and finds all alignment pairs $(X[1, i], P[y, j])$ whose similarities are greater than H (lines 3 – 5). Each prefix $X[1, i]$ corresponds with substrings at different positions t_1, \dots, t_k , which means that the alignment scores of $A(t_1 + i - 1, j), \dots, A(t_k + i - 1, j)$ have the same score as $\text{sim}(X[1, i], P[y, j])$. For all alignments of $X[1, i]$ and $P[y, j]$ with the same end position $t + i$ in T and j in P ($t_1 \leq t \leq t_k$), we choose the largest alignment score among them. Let t be the starting position of the alignment with largest score. The algorithm sets $A(t + i, j).\text{pos} = t$ (lines 6 – 10). It finally returns all alignments with positive scores that are greater than or equal to the threshold H (line 11).

Algorithm 1: BASIC – Calculating local alignments.

Input: A suffix trie \mathcal{T} of text T with n characters, a query pattern P with m characters, and a score threshold H ;
Output: End position pairs of local alignments;
1 Initialize each alignment $A(i, j).\text{score} = 0$ and $A(i, j).\text{pos} = 0$ ($1 \leq i \leq n, 1 \leq j \leq m$);
2 **foreach** suffix path p from the root to a leaf node in \mathcal{T} **do**
3 let X be the same substring representing by p ;
4 **foreach** prefix of X with i characters starting at positions t_1, \dots, t_k **do**
5 align $X[1, i]$ against P and find all alignment pairs such that $\text{sim}(X[1, i], P[y, j]) \geq H$ ($1 \leq y \leq j \leq m$);
6 **foreach** above alignment pair $(X[1, i], P[y, j])$ **do**
7 **foreach** starting position t_h of $X[1, i]$ ($t_1 \leq t_h \leq t_k$) **do**
8 **if** $\text{sim}(X[1, i], P[y, j]) > A(t_h + i, j).\text{score}$ **then**
9 $A(t_h + i, j).\text{score} = \text{sim}(X[1, i], P[y, j])$;
10 $A(t_h + i, j).\text{pos} = t_h$;
11 **return** alignments $A(i, j)$ if $A(i, j).\text{score} \geq H$ ($1 \leq i \leq n, 1 \leq j \leq m$);

2.2 Dynamic Programming for Answering Local Alignment Exactly

Given a query pattern P , for each substring X represented by a suffix path p from the root to a leaf node, we need to align each prefix $X[1, i]$ ($1 \leq i \leq |X|$) against P . Let $M_X(i, j)$ be the best alignment score of $X[1, i]$ and any substring of P ending at position j . We allow that any substring $P[y, j]$ ($1 \leq y \leq j$) is a potential match. We use an auxiliary score $G_a(i, j)$ to store the best alignment score under the restriction that $X[i]$ is aligned with a gap, and use another auxiliary score $G_b(i, j)$ to store the best alignment score under the restriction that $P[j]$ is aligned with a gap.

Initial condition:

$$\begin{aligned} M_X(0, j) &= 0 & \text{for } 0 \leq j \leq m. \\ M_X(i, 0) &= s_g + i \times s_s & \text{for } 1 \leq i \leq d. \\ G_a(0, j) &= -\infty & \text{for } 0 \leq j \leq m. \\ G_b(i, 0) &= -\infty & \text{for } 1 \leq i \leq d. \end{aligned}$$

¹ H could be determined indirectly using user specified expectation value E -value. We discuss it in Section 7.

Recurrences (for $i > 1, j > 1$)

$$M_X(i, j) = \max \left\{ \begin{array}{l} M_X(i-1, j-1) + \delta(X[i], P[j]), \\ G_a(i, j), \\ G_b(i, j) \end{array} \right\}, \text{ where}$$

$$\delta(X[i], P[j]) = \begin{cases} s_a & \text{if } X[i] \text{ equals to } P[j], \\ s_b & \text{otherwise.} \end{cases}$$

$$G_a(i, j) = \max\{G_a(i-1, j) + s_s, M_X(i-1, j) + (s_g + s_s)\}.$$

$$G_b(i, j) = \max\{G_b(i, j-1) + s_s, M_X(i, j-1) + (s_g + s_s)\}.$$

		1		2		3		4		5			
		G		C		T		A		G			
		$-\infty$	$-\infty$	$-\infty$	$-\infty$	$-\infty$	$-\infty$	$-\infty$	$-\infty$	$-\infty$	$-\infty$		
		0	0	0	0	0	0	0	0	0	0		
1	G	$-\infty$	-7	-14	1	-6	-3	-8	-3	-10	-3	-10	1
2	C	$-\infty$	-9	-16	-6	-13	2	-5	-5	-7	-6	-7	-6
3	T	$-\infty$	-11	-18	-8	-15	-5	-12	3	-4	-4	-6	-6
4	A	$-\infty$	-13	-20	-10	-17	-7	-14	-4	-11	4	-3	-3

Figure 1: An example of calculating local alignment score (bold values represent $M_X(i, j)$).

Fig. 1 shows an example of the dynamic programming of aligning a substring $X = \text{GCTA}$ against a query $P = \text{GCTAG}$. For example, $M_X(4, 3) = \max\{M_X(3, 2) + \delta(X[4], P[3]), G_a(4, 3), G_b(4, 3)\}$. Since $X[4]$ does not equal to $P[3]$, $\delta(X[4], P[3]) = s_b = -3$. $G_a(4, 3) = \max\{G_a(3, 3) + s_s, M_X(3, 3) + (s_g + s_s)\} = \max\{-11 + (-2), 3 + (-5 - 2)\} = -4$ and $G_b(4, 3) = \max\{G_b(4, 2) + s_s, M_X(4, 2) + (s_g + s_s)\} = \max\{-17 + (-2), -7 + (-5 - 2)\} = -14$. Therefore, $M_X(3, 4) = \max\{-5 + (-3), -4, -14\} = -4$.

The variables used in this paper are shown in Table 1.

Table 1: List of variables and their notations.

Variables	Notations
T	A sequence (a.k.a. a text).
P	A query pattern.
n	Length of T .
m	Length of P .
X	A substring represented by a suffix path from the root to a leaf node in the suffix trie of T .
M_X	A matrix for a substring X of T and a query P .
$M_X(i, j)$	Best alignment score of $X[1, i]$ and $P[y, j]$, where $1 \leq y \leq j$.
$A(i, j)$	The alignment with the largest alignment score of $T[x, i]$ and $P[y, j]$, where $1 \leq x \leq i, 1 \leq y \leq j$. We use $A(i, j).score$ to express the largest alignment score, and $A(i, j).pos$ to express the starting position x in T .

In the remaining of this paper, we will focus on local alignment on whole texts only. Notice that, the techniques can be immediately applied to collections of sequences: given all the sequences T_1, \dots, T_n in the database, we concatenate them into a single sequence T . A local alignment query is then performed directly on the sequence T .

2.3 Suffix Trie and Compressed Suffix Array

Suffix Trie. Let T be a text with n characters. The suffix trie of the text T is a trie whose edges are labeled with strings, such that each path from the root of the trie to a leaf represents exactly one suffix of T . Each leaf node stores the starting location of the corresponding suffix of T .

Compressed Suffix Array. Compressed suffix array [5] is a combination of the Burrows-Wheeler compression algorithm [3] and the suffix array [10]. In [3], Burrows and Wheeler propose a new compression algorithm based on a reversible transformation, called

BWT, which transforms a text T into a new string that is “easy to compress.” BWT appends a special symbol $\$$ smaller than any other symbol of Σ at the end of T . Let the position of $\$$ be $n + 1$. For example, given a text $T = \text{GCTAGC}$, we append $\$$ at the end of T and get $T' = \text{GCTAGC\$}$. Then the BWT transformation of T' is $\text{CTGGA\$C}$.

The suffix array $SA[0, n]$ of T' is an array of indexes such that $SA[i]$ stores the starting position of the i -th lexicographically smallest suffix. For example, SA of $\text{GCTAGC\$}$ is $\{7, 4, 6, 2, 5, 1, 3\}$. The space occupancy of the compressed suffix array is optimal in an information-content sense.

The compressed suffix array can support effective searches for arbitrary patterns [5]. Given a substring X , we can use the backward search algorithm [6] to identify the SA range of X in $\mathcal{O}(|X|)$ steps. In particular, it processes the last character c of X in the first step. It looks at c as a string S . Let $[i, j]$ be the SA range of S . Then it processes the string xs by iteratively inserting one character x before S in X . The backward search algorithm shows that each step could be done in constant time. For any string X , if there exists an SA range of X , say $[i, j]$ in SA , the starting positions of X in T can be found in $SA[i], SA[i + 1], \dots, SA[j]$. For instance, the SA range of a substring GC is $[4, 5]$, then the starting positions of GC in T are 5 and 1.

In Section 5 we show how to simulate traversals of a suffix trie \mathcal{T} using the compressed suffix array.

2.4 Related Work

There are a large amount of techniques on supporting local alignments, such as [4, 11, 13, 14].

The Smith-Waterman algorithm supports slow but formally correct local-alignment searches and guarantees users the optimal local alignments between query and database sequences. It requires $\mathcal{O}(nm)$ time complexity, which is a considerable disadvantage.

OASIS [11] employs a dynamic programming A*-search which is driven by traversing a suffix tree index constructed on the database sequences. It can accurately find local alignments and outperforms both BLAST and the Smith-Waterman algorithm only when the query sequences are very short (less than 60 characters).

BWT-SW is a recently proposed exact method for finding all local alignments. It uses a BWT index to emulate the suffix trie of T and modifies the dynamic programming (i.e. the BASIC algorithm) to allow pruning but without missing any results. BWT-SW traverses the suffix trie in preorder and provides an early-termination technique by ignoring all negative alignment scores. Each path from the root to an intermediate node u represents multiple substrings of T . It shows that for any a path from the root to an intermediate node u , if the matrix indicates that there is not any substring of the query pattern having a positive score when aligned with the path, then BWT-SW can safely prune the subtree rooted at u away. Given the fixed scoring scheme $\{1, -3, -5, -2\}$, the expected running time is $\mathcal{O}(mn^{0.628})$ for random strings and the total number of calculated entries is upper bounded by $69mn^{0.628}$. In addition, BWT-SW requires that $|s_b| \geq 3|s_a|$, which highly limits its usability.

Although BWT-SW improves the time complexity of the Smith-Waterman algorithm under the constraint $|s_b| \geq 3|s_a|$, it is still much slower than the approximate method BLAST. By comparing the Smith-Waterman and BWT-SW algorithms with BLAST we find that BLAST gets notable differences in accuracy and speed with the former two algorithms. However, BLAST is an approximate approach that could not guarantee to find all local alignments even though BLAST is indeed accurate enough in most cases [8]. In this paper, we propose a new approach ALAE to find all alignments with a comparative speed.

3. AVOIDING MEANINGLESS CALCULATIONS

Ideally, we hope to only calculate the alignment scores that can generate the optimal alignments. For an entry whose alignment score is impossible to be an optimal alignment score, we call it *meaningless*, otherwise, we call it *meaningful*.

In this section, we propose a family of filtering techniques to prune meaningless entries. In Section 3.1, we show that some entries in a single matrix are meaningless and we propose *local filtering* techniques to prune those meaningless ones. In Section 3.2, we show that an entry in a matrix is meaningless if its alignment score has been calculated in some other matrixes, and we propose *global filtering* techniques across matrixes.

3.1 Local Filtering

We propose three local filtering techniques to prune meaningless entries in a single matrix for a substring X and a query P .

3.1.1 Length Filtering

Given a query P and a score threshold H , the BASIC algorithm aligns each substring represented by a suffix path against P . In this section, we show that we only need to align substrings of T with certain lengths against P .

THEOREM 1. Length filtering. *Given a query P with m characters, a substring X of T , and a score threshold H . The (i, j) -entry of M_X is meaningless if i does not satisfy the following condition:*

$$\lceil \frac{H}{s_a} \rceil \leq i \leq \max\{m, m + \lfloor \frac{H - (s_a \times m + s_g)}{s_s} \rfloor\}. \quad (1)$$

We use L_{max} to express the length upper bound $\max\{m, m + \lfloor \frac{H - (s_a \times m + s_g)}{s_s} \rfloor\}$.

PROOF. Remind that $M_X(i, j)$ is the score of aligning $X[1, i]$ against a substring P' of P ending at position j in P . Let the length of the substring P' be h .

When $i \leq h$, there are at most i matches and the maximum possible score of $M_X(i, j)$ is $s_a \times i$. Since we are only interested in $M_X(i, j) \geq H$, we get $s_a \times i \geq H$, i.e., $\lceil \frac{H}{s_a} \rceil \leq i \leq h$.

When $i > h$, there are at most h matches and at least $i - h$ gaps. Therefore, the maximum possible score of $M_X(i, j)$ is $s_a \times h + s_g + s_s \times (i - h)$. As we have mentioned above, we are only interested in $M_X(i, j) \geq H$, we get $s_a \times h + s_g + s_s \times (i - h) \geq H$. Since $s_s < 0$, $s_a - s_s > 0$, and $h \leq m$, we get $i \leq \frac{s_a + (s_a - s_s) \times m - H}{s_s}$, i.e., $h < i \leq m + \lfloor \frac{H - (s_a \times m + s_g)}{s_s} \rfloor$.

Accordingly, i should be either in the interval $[\lceil \frac{H}{s_a} \rceil, h]$ or the interval $(h, m + \lfloor \frac{H - (s_a \times m + s_g)}{s_s} \rfloor]$. Thus, Equation 1 holds. \square

For example, given a text $T = \text{CTAGCTAG}$, a query $P = \text{GCTAC}$, and let the threshold $H = 3$. We only need to consider substrings of T with length in between 3 and 4.

3.1.2 Score Filtering

We could early terminate the calculation of a score $M_X(i, j)$ if we know for any score $M_X(i'', j'')$ based on $M_X(i, j)$ ($i'' \geq i, j'' \geq j$), $M_X(i'', j'')$ is impossible to attain the threshold H .

THEOREM 2. Score filtering. *For any substring $X[1, i]$ starting at position π_t in T ($1 \leq \pi_t \leq n$), the (i, j) -entry of M_X is meaningless if:*

$$M_X(i, j) \leq \max \left\{ \begin{array}{l} 0, \\ H - (m - j) \times s_a - 1, \\ H - (\min\{L_{max}, n - \pi_t\} - i) \times s_a - 1 \end{array} \right\}.$$

PROOF. We are only interested in those alignments scores $\geq H$. Let $M_X(i, j)$ be the score of $X[1, i]$ and $P[y, j]$ ($1 \leq y \leq j$).

(i) BWT-SW shows that $M_X(i, j)$ must be greater than 0. Let $M_X(i', j')$ be the score of $X[1, i']$ and $P[y, j']$ ($i' \leq i, j' \leq j$). Assume $M_X(i', j') \leq 0$, then the score of the alignment between $X[i'+1, i]$ and $P[j'+1, j]$ must be greater than or equal to $M_X(i, j)$. According to the definition of local alignment problem in Section 2, the alignment between $X[1, i]$ and $P[y, j]$ could not be the best alignment, therefore, the (i, j) -entry in this matrix is meaningless.

(ii) Now we consider an alignment score $M_X(i'', j'')$ in the matrix M_X . Let C be the alignment score of $X[i+1, i'']$ and $P[j+1, j'']$, then $M_X(i'', j'') = M_X(i, j) + C \geq H$. If $M_X(i, j) \leq H - C - 1$, then the alignment of $X[1, i'']$ and $P[y, j'']$ could not be the answer, thus it is meaningless to calculate the (i, j) -entry.

As we know, the only way to increase an alignment score is by a match. The largest possible value of C is $(j'' - j) \times s_a$ or $(\min\{L_{max}, i''\} - i) \times s_a$ since there are at most $(j'' - j)$ or $(\min\{L_{max}, i''\} - i)$ matches between $X[i+1, i'']$ and $P[j+1, j'']$. As we know, the maximal j'' is m and the maximal i'' is $n - \pi_t$, then the upper bound of C is $(m - j) \times s_a$ or $(\min\{L_{max}, n - \pi_t\} - i) \times s_a$. Therefore, when $M_X(i, j) \leq H - C - 1 \leq \max\{H - (m - j) \times s_a - 1, H - (\min\{L_{max}, n - \pi_t\} - i) \times s_a - 1\}$, the (i, j) -entry of M_X is meaningless. \square

For example, given a text $T = \text{CTAGCTAG}$. Let $X = \text{GCTA}$ be a substring of T , and let the threshold $H = 3$. Consider the matrix M_X in Fig. 1. All the entries with negative scores are meaningless. The $(1, 5)$ -entry is meaningless, since the lower bound of the score for the 5-th column must be 3, but the calculated $M_X(1, 5) = 1$. The lower bound of the scores for the 4-th row is 3. Therefore, among the 30 entries in Fig. 1, only four entries $(1, 1)$, $(2, 2)$, $(3, 3)$, and $(4, 4)$ are meaningful according to score filtering.

3.1.3 Prefix Filtering

Consider a suffix path p in the suffix trie \mathcal{T} of the text T . Let X be the substring represented by the path p . We start from the first character of X and align each prefix $X[1, i]$ ($1 \leq i \leq L_{max}$) in the query P . According to score filtering, we are only interested in positive alignment scores. According to the scoring scheme, only an identical mapping has a positive score s_a . Therefore, for an alignment of $X[1, i]$ and $P[y, j]$, there must exist an integer q such that $X[1, q]$ exactly matches $P[y, y + q - 1]$ ($1 \leq y \leq m - q + 1$) to make their alignment score large enough to counteract the effect of a mismatch or a gap. Equation 2 defines the length value q according to the scoring scheme.

$$q = \lfloor \frac{\min\{|s_b|, |s_g + s_s|\}}{s_a} \rfloor + 1. \quad (2)$$

We call the substring $X[1, q]$ q -prefix for the suffix path p . Based on the observation above, we present prefix filtering in Theorem 3.

THEOREM 3. q -Prefix filtering. *Let $M_X(i, j)$ be the alignment score of $X[1, i]$ and $P[y, j]$ ($1 \leq y \leq j$). The (i, j) -entry of M_X is meaningless if $X[1, q]$ does not match $P[y, y + q - 1]$ exactly.*

Furthermore, for a substring X of T , if we could not find an exact match between $X[1, q]$ and a substring of P , entries of the whole matrix for X and P are meaningless. For instance, consider a substring $X = \text{ACACAT}$ and a query $P = \text{GCGTGTGA}$ under the scoring scheme $\langle 1, -3, -5, -2 \rangle$. All entries in the matrix for X and P are meaningless since we could not find an exact match of $X[1, q]$ in P , where $q = 4$.

In order to find the exact match of $X[1, q]$ in P efficiently, we build inverted lists of q -grams of P on the fly. We decompose P into a set of q -grams by sliding a window of length q over the characters of P . For each q -gram in P , we generate an inverted list of its start positions in P . The time complexity of building inverted lists is $\mathcal{O}(m)$.

According to Theorem 3, for each starting position π_p of $X[1, q]$ in P , there must exist a *fork* area that entries outside of this fork are meaningless. Fig. 2 shows the sketch of a fork. The rectangle in the figure represents a matrix M_X for X and P . Each fork in the matrix consists of three regions: an exact match region (denoted EMR), a no gap region (denoted NGR), and a gap region. We call an entry $(l, l + \pi_p - 1)$ a first gap open entry (FGOE for short) if the entry satisfies the following two conditions:

- (i) $M_X(l, \pi_p + l - 1) > |s_g + s_s|$, and
- (ii) for each $i < l$ and $j = \pi_p + i - 1$, $M_X(i, j) \leq |s_g + s_s|$.

An FGOE belongs to an NGR and it is a point switch from the NGR to a gap region. From the FGOE $(l, \pi_p + l - 1)$, we need to calculate another two extension entries $(l, \pi_p + l)$ and $(l + 1, \pi_p + l - 1)$. The shape of a gap region can be determined by a set of extension entries. Each extension entry is represented by a concave corner point such that its score is greater than $|s_s|$.

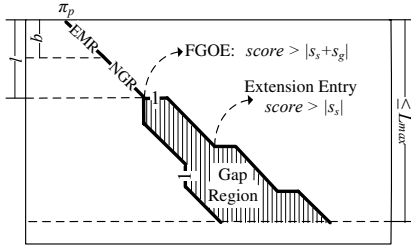


Figure 2: Entries outside of fork areas are meaningless.

Given a fork starting from the entry $(1, \pi_p)$, an entry (i, j) belongs to its EMR if $1 \leq i \leq q$ and $j = \pi_p + i - 1$. An entry (i, j) belongs to its NGR if $q < i \leq l$ and $j = \pi_p + i - 1$.

According to Theorem 3, for each entry (i, j) in an EMR, its score $M_X(i, j) = i$; for each entry (i, j) in an NGR, it is no need to consider the auxiliary scores in G_a or G_b , so we can simplify the recurrence function of $M_X(i, j)$ in Section 2.2 as follows:

$$M_X(i, j) = M_X(i - 1, j - 1) + \delta(X[i], P[j]). \quad (3)$$

3.2 Global Filtering

Basically, given a suffix trie \mathcal{T} of text T with k paths, we need to calculate k matrixes to align a substring represented by each suffix path against the query pattern P . For each matrix, we need to calculate entries inside its forks. A natural question is whether we can safely avoid calculating a certain fork in a matrix based on the results of calculated matrixes. The answer to this question is yes if we could find a “good” order of calculations for suffix paths in \mathcal{T} .

In this section, we first analyze the effect of a calculated matrix and use bitwise operations to dynamically update and check meaningless calculations. We then show there exists dominate relationships between q -prefixes in \mathcal{T} and observe that a fork area could be safely pruned using q -prefix domination. We show how to find the good order of calculations based on q -prefix domination and give a space-efficient approach to do global filtering for a large text.

3.2.1 Meaningless Fork Areas

Let X' be a substring starting at position t in T and X be the suffix of X' starting at position $t + i$ in T . We first consider the simple

case where both X' and X only appear once in T (see Fig. 3). According to the BASIC algorithm, we need to construct two matrixes $M_{X'}$ and M_X . The following two cases show that calculating a fork area starting from $(1, j)$ -entry in M_X is meaningless.

Case (1) : $X[1, q]$ does not match $P[j, j + q - 1]$. According to our analysis in Section 3.1.3, the $(1, j)$ -entry of M_X is meaningless; or

Case (2) : $X[1, q]$ matches $P[j, j + q - 1]$, and the alignment score $A(t + i, j).score \geq s_a$. Since there is an identity mapping between $X[1]$ and $P[j]$, $M_X(1, j)$ must be equal to s_a . When the matrix $M_{X'}$ makes $A(t + i, j).score \geq s_a$, we could ignore calculating $M_X(1, j)$.

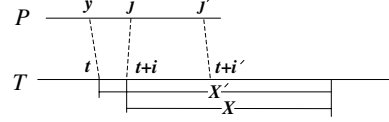


Figure 3: For the same alignment $A(t + i', j')$, using $M_{X'}$ can produce higher score than using M_X if $M_{X'}(i, j) \geq s_a$, where $M_{X'}(i, j)$ is associated with the alignment $A(t + i', j')$.

We extend the above analysis to the general scenario that X might have multiple occurrences in T .

THEOREM 4. Let X be represented by the suffix path p_u . Let t_1, \dots, t_k be the starting positions of X . The $(1, j)$ -entry of M_X is meaningless if the following two cases hold:

- Case (1) : $X[1, q]$ does not match $P[j, j + q - 1]$; or
- Case (2) : $X[1, q]$ matches $P[j, j + q - 1]$, and each alignment score $A(t_h, j).score \geq s_a$ ($1 \leq h \leq k$).

Update and check meaningless calculations on-the-fly. According to Theorem 4, we can avoid calculating the fork area starting from the $(1, j)$ -entry in the matrix M_X . In order to do it, a simple way is to construct an $n \times m$ boolean matrix G as follows. A (π_t, π_p) -entry of G is 1 if $A(\pi_t, \pi_p).score \geq s_a$, otherwise, it is 0.

Consider a matrix M_X and its $(1, j)$ -entry. If there exists a substring X' and $M_{X'}(i, j) \geq s_a$, we construct a column vector z . Let entries $z[t_h + i - 1]$ be 1 ($i \geq 1, t_1 \leq t_h \leq t_k$) and the remaining entries be 0. The $(1, j)$ -entry of M_X is meaningless if the bitwise AND operation between the j -th column of G and z equals to z . Then the fork area starting from this $(1, j)$ -entry does not need to be calculated. If the above bitwise AND operation does not equal to z , we update the j -th column of G by doing bitwise OR operation between the j -th column of G and z . We repeat the above process until all suffix paths have been processed.

For example, given a text $T = \text{GCTAGCTA}$. Let $X' = \text{GCTA}$ be a substring of T . Suppose we have calculated the matrix shown in Fig. 1 to align GCTA against the query $P = \text{GCTAG}$. Based on this matrix $M_{X'}$, we generate the following boolean matrix G .

$$\begin{pmatrix} 1 & 0 & 0 & 0 & 1 \\ 0 & 1 & 0 & 0 & 0 \\ 0 & 0 & 1 & 0 & 0 \\ 0 & 0 & 0 & 1 & 0 \\ 1 & 0 & 0 & 0 & 0 \\ 0 & 1 & 0 & 0 & 0 \\ 0 & 0 & 1 & 0 & 0 \\ 0 & 0 & 0 & 1 & 0 \end{pmatrix}_{8 \times 5}$$

For another substring $X = \text{CTAG}$, before constructing its matrix M_X , we find an exact match between $X[1, q] = \text{CTAG}$ and $P[2, 5]$. We then check if the $(1, 2)$ -entry of M_X is meaningless. We construct a column vector $z = (0, 1, 0, 0, 0, 0, 0, 0)$ and make a bitwise

AND operation between the second column of G and z . The result of this bitwise AND operation equals to z , since X appears once in the text T and it associates with one alignments $A(1, 1)$. Therefore, $(1, 2)$ -entry of M_X is meaningless.

3.2.2 Prune Meaningless Forks using q -Prefix Domination

The online approach in Section 3.2.1 requires $n \times m$ space to store the matrix G , which is space consuming especially when both the lengths of the text and the query are large. The question is whether there exists a “good” order of calculations to avoid using this matrix G . In this section, we show that the answer is yes.

Based on the analysis in Section 3.1.3, we know that each fork must be started at an exact match between the q -prefix of X and a substring of P . That is, given another substring X' , for any fork in $M_{X'}$, there must exist at least q entries with scores greater than or equal to s_a . We could use this property to define the order of the calculations. We formally define this property below.

DEFINITION 1. Let p and p_1, \dots, p_k be suffix paths from the root to leaf nodes in the suffix trie of T . Let X^q and X_1^q, \dots, X_k^q be q -prefixes represented by p and p_1, \dots, p_k , respectively. If for each appearance of X^q at position t , we can always find an appearance of a q -prefix in $\{X_1^q, \dots, X_k^q\}$ at position $t - 1$, we say each X_i^q q -dominates X^q , denoted $X_i^q \succ X^q$ ($1 \leq i \leq k$).

LEMMA 1. Given a text T and a query pattern P . Let $P[j, j + q - 1]$ and $P[j - 1, j + q - 2]$ be two substrings with length q . It is meaningless to calculate the alignment score $A(x, j)$ if one of the following conditions holds:

- We could not find a substring X whose q -prefix exactly matches $P[j, j + q - 1]$;
- We could find two substrings X and X' such that $X[1, q] = P[j, j + q - 1]$, $X'[1, q] = P[j - 1, j + q - 2]$, and $X' \succ X$.

Constructing dominations offline. According to Lemma 1, we need to find all dominate relationships among q -length substrings of the text T to filter meaningless calculations. We preprocess the text T and construct dominations offline in $\mathcal{O}(n)$ time as follows. We start from the first character of T and scan the whole text. For any two substrings X_1^q and X_2^q at position i and $i + 1$ with q -length, respectively, we construct dominate relationship $X_1^q \succ X_2^q$. We require that the q -length substring at position 1 could not be dominated by any other q -length substrings.

Check meaningless calculations on-the-fly. Given a query P , we build up q -gram inverted lists on-the-fly as discussed in Section 3.1.3. For each position j in each gram list, we search $P[j, j + q - 1]$ and $P[j - 1, j + q - 2]$ in the text T (We show a space-efficient approach to simulate traversals of the suffix trie \mathcal{T} using compressed suffix array in Section 5). If we can find exact matches $X_2^q = P[j, j + q - 1]$ and $X_1^q = P[j - 1, j + q - 2]$, and $X_1^q \succ X_2^q$, we ignore calculating $M_{X^q}(1, j)$.

The approach is sound that there cannot be any false dismissals. Using this approach, however, we could not guarantee to filter all meaningless forks since it also depends on the online calculated alignment scores.

4. REUSING SCORE CALCULATIONS

There might exist duplicated substrings in both T and P . This situation is even going further when considering T can reach length of a few gigabytes and P can reach length of several megabytes.

Obviously, we do not want to align a substring of T against a substring of P more than once if they have been aligned before.

The BASIC algorithm in Section 2 represents a distinct substring X starting at positions t_1, \dots, t_k in T using a suffix path from the root to a leaf node in the suffix trie of T . In this way, X is needed to be calculated only once and the alignments $A(t_1 + i, j), \dots, A(t_k + i, j)$ can share the same alignment score $M_X(i, j)$.

A natural question is whether we could share previous calculated scores on duplicated substrings in P to speed up the alignment process. In this section, we show the techniques of reusing score calculations between forks. We first analyze the relationship between scores of duplicated substrings in P . We then show how to identify duplicated substrings in P that can be reused and present an algorithm to reuse score calculations efficiently.

4.1 Duplicate Alignment Scores

Consider a matrix M_X shown in Fig. 4. There are two forks starting from $(1, \pi_1)$ -entry and $(1, \pi_2)$ -entry, respectively. P_s is the common prefix of $P[\pi_1, m]$ and $P[\pi_2, m]$. We mark the entries with common prefix P_s using black color. In the black areas, two alignment scores $M_X(i, \pi_1 + s)$ and $M_X(i, \pi_2 + s)$ are equivalent ($0 \leq s \leq |P_s|$), since the substring $P[\pi_1, \pi_1 + s]$ equals to $P[\pi_2, \pi_2 + s]$ and they must find the same alignment against X .

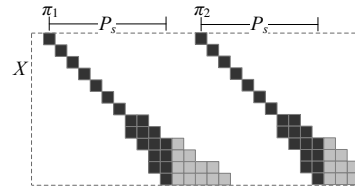


Figure 4: Entries with a common prefix P_s can share alignment scores. (Black areas represent reusable alignment entries.)

LEMMA 2. Given a matrix for a substring X . Let $P[\pi_1, \pi_1 + q - 1]$ and $P[\pi_2, \pi_2 + q - 1]$ be two substrings that match $X[1, q]$ exactly. Let P_s be the common prefix of $P[\pi_1, m]$ and $P[\pi_2, m]$. For any two alignment scores $M_X(i, \pi_1 + s)$ and $M_X(i, \pi_2 + s)$, we say $M_X(i, \pi_1 + s)$ equals to $M_X(i, \pi_2 + s)$, if $0 \leq s \leq |P_s|$.

Fig. 5 shows another case that alignment scores in two forks could be duplicate. Assume the substrings $P[\pi_1, j_1 - 1]$ and $P[\pi_2, j_2 - 1]$ in the figure do not match. Instead, we could find a common substring P_s starting from the two FGOEs. Theorem 5 shows that the two black areas with common substring P_s could share alignment scores if the scores of the two FGOEs are equivalent.

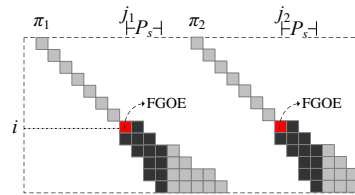


Figure 5: If two forks have equivalent scores for their FGOEs, their entries with common substring P_s can share alignment scores. (Black areas represent reusable alignment entries.)

THEOREM 5. Let f_1 and f_2 be two forks starting from $(1, \pi_1)$ -entry and $(1, \pi_2)$ -entry in a matrix M_X , respectively. Let (i_1, j_1) -entry and (i_2, j_2) -entry be the FGOEs of f_1 and f_2 , respectively. If i_1 equals to i_2 , then the alignment score $M_X(i_1, j_1)$ must be equal to the score $M_X(i_2, j_2)$.

Algorithm 3: HYBRID - reusing score calculations

Input: A substring X , a query pattern P , alignments A ;
Output: The matrix M_X ;
1 Find positions $pos_{set} = \{t_1, \dots, t_k\}$ of all the occurrences of $X[1, q]$ in P ;
2 Initialize a matrix M_X using a hash table;
// process entries in no gap regions
3 $F_{set} = \text{calMatrixByRow}(X, P, q, pos_{set}, M_X)$;
4 **while** $F_{set} \neq \emptyset$ **do** // process entries in gap regions
5 Pop all FGOEs with the same row id from F_{set} and push the
 corresponding column ids into a vector F_v ;
6 $\text{calMatrixByColumn}(X, P, M_X, F_v)$;
7 **return** M_X ;

entries in gap regions vertically to make copy operations between forks efficiently. Algorithm 3 is an overview of the HYBRID algorithm. The HYBRID algorithm first locates positions of all matching grams of $X[1, q]$ in P using the inverted lists of q -grams for P (line 1). It then initializes a hash table to store entries in a matrix M_X for the substring X and the query P .

In order to calculate all FGOEs in M_X , it invokes a function calMatrixByRow to calculate scores of entries row by row in no gap regions until all FGOEs have been found. The FGOEs are pushed into a queue F_{set} (line 3). Based on the calculated FGOEs, the HYBRID algorithm processes entries in each gap region represented by an FGOE column by column. According to Lemma 3, only when the FGOEs have the same row ids, their gap regions could reuse alignment scores. The algorithm HYBRID, therefore, pops all FGOEs with the same row id from F_{set} and pushes them into a vector of FGOEs F_v . It then invokes a function calMatrixByColumn to reuse scores of entries in gap regions until all FGOEs in F_{set} have been processed (lines 4 – 6). It finally returns the matrix M_X represented by a hash table (line 7).

Horizontal calculations in no gap regions. We use the function calMatrixByRow to show details of calculations in no gap regions. It initializes a queue of FGOEs F_{set} . According to length filtering (see Theorem 1), it only processes rows less than or equal to L_{max} . For each row id i ($1 \leq i \leq q$), it assigns $s_a \times i$ to $M_X(i, t + i - 1)$, where $t \in pos_{set}$ is the starting position of an occurrence of $X[1, q]$ in P (lines 6 – 7). These scores could be assigned without any calculation according to the q -prefix filtering in Section 3.1.3. For each row id i ($i > q$) in no gap regions, it calculate scores using Equation 3 (line 9). Notice that, the function calMatrixByRow only needs to calculate scores of entries $(i, t + i - 1)$ ($t_1 \leq t \leq t_k$) since only these entries might be meaningful. If a score $M_X(i, t + i - 1)$ is greater than $|s_g + s_s|$, it means the corresponding $(i, t + i - 1)$ -entry is an FGOE (see Section 3.1.3). The function pushes the entry $(i, t + i - 1)$ into the queue F_{set} and removes the starting position t from pos_{set} (lines 10 – 12). If the score $M_X(i, t + i - 1)$ does not satisfy score filtering (see Theorem 2), the function removes t from pos_{set} (lines 13 – 14). We repeat the above process until pos_{set} becomes empty.

Vertical calculations in gap regions. In order to reuse scores of duplicates in P efficiently, we identify duplicates and reuse alignment scores among gap regions. As the Algorithm HYBRID shows, for each iteration, the function calMatrixByColumn processes a gap region starting from each position in F_v . It first constructs a common prefix tree TP_s to identify duplicate substrings using P and F_v (line 1). For each substring $P[j_w, j_{w+1} - 1]$, the function does not calculate the score of an entry (i, j) unless it could not find a duplicate in the common prefix tree TP_s (lines 2 – 21).

Function calMatrixByRow

Input: A substring X , a query P , an integer q , starting positions $pos_{set} = \{t_1, \dots, t_k\}$ of occurrences of $X[1, q]$ in P , a matrix M_X ;
Output: A queue of FGOEs F_{set} ;
1 Initialize a queue F_{set} to store FGOEs of forks in M_X ;
2 **foreach** $1 \leq i \leq L_{max}$ **do** // length filtering
3 **if** $pos_{set} == \emptyset$ **then**
4 **break**;
5 **foreach** position t in pos_{set} **do**
6 **if** $i \leq q$ **then**
7 $M_X(i, t + i - 1) = s_a \times i$;
8 **else**
9 $M_X(i, t + i - 1) =$
 $M(i - 1, t + i - 2) + \delta(X[i], P[t + i - 1])$;
10 **if** $M_X(i, t + i - 1) > |s_g + s_s|$ **then**
11 $F_{set}.push_back(i, t + i - 1)$;
12 $pos_{set} = pos_{set} - \{t\}$;
13 **if** $M_X(i, t + i - 1)$ does not satisfy score filtering **then**
14 $pos_{set} = pos_{set} - \{t\}$;
15 **return** F_{set} ;

Before calculating score $M_X(i, j)$ in a gap region, the function calMatrixByColumn checks if a prefix of $P[j_w, j_{w+1} - 1]$ is a duplicate of another substring starting at a previous position j_h ($j_1 \leq j_h < j_w$) in F_v . It finds a path $path(r, z)$ to represent $P[j_w, j_{w+1} - 1]$ (line 3) and then evaluates each edge in $path(r, z)$ (line 5). While an edge $edge(u, v)$ has been processed, the function could reuse entries associated with this edge, i.e. it copies each score $M_X(i, v.column + d)$ to $M_X(i, j_w + d)$ (lines 7 – 9). The function calMatrixByColumn repeats the above iteration until it meets an edge that has not been processed. For each remaining edge in $path(r, z)$, it calculates a range of row ids $[s, e]$ such that for each row id $i \in [s, e]$ the $(i, j_w + d)$ -entry belongs to the current processing gap region. It calculates the alignment scores for each $(i, j_w + d)$ -entry and records this range $[s, e]$ so that other gap regions could reuse scores of entries in this column (lines 14 – 18). Notice that, when calculating $M_X(i, j_w + d)$ in a gap region, the function takes the advantage of our vertical calculation. It only needs one byte to store the auxiliary score $G_a(i - 1, j_w + d)$ and a vector to store the auxiliary score G_b in the $(j_w + d - 1)$ -th column. The size of the vector equals to $e - s + 1$. These auxiliary scores could be released after calculating $M_X(i, j_w + d)$. The calculation stops when all the entries in the $(j_w + d)$ -th column of the current gap region are meaningless. It releases TP_s after all positions in F_v have been processed since TP_s is only used locally (line 22).

Reuse substrings in text T with the same prefix $X[1, q]$. In the BASIC algorithm, the suffix trie \mathcal{T} of T provides an advantage of avoiding aligning substrings of T that are identical. When moving from a node in \mathcal{T} to its child node, a row is added to the calculation matrix and when a node is going up to its father node, the last row is deleted. Hence, the common prefixes in \mathcal{T} are only aligned once.

In order to combine the above advantage in our hybrid calculations, we process paths in \mathcal{T} which have the common prefix $X[1, q]$. For each such path, we identify the forks whose FGOEs no longer exist as we are going up along the suffix trie and recalculate the FGOEs for them using the function calMatrixByRow . Then, we vertically calculate these newly updated gap regions using the function calMatrixByColumn . We repeat the above process until all paths with the same $X[1, q]$ prefix have been processed.


```

1 Input: A substring  $X$ , a query  $P$ , a matrix  $M_X$ , a vector of column
   ids  $F_v$ ;
2  $r = u = \text{CONSTRUCTCPTREE}(P, F_v)$ ;
3 foreach  $1 \leq w \leq k-1$  do // process  $P[j_w, j_{w+1}-1]$ 
4   Find a node  $z$  such that  $P[j_w, j_{w+1}-1]$  can be represented by
    $\text{path}(r, z)$ ;
5   Let  $v$  be the child node of  $u$  in  $\text{path}(r, z)$ ;
   // Reuse entries in gap regions
6   while  $v.\text{column} > 0$  do // the substring
   represented by  $\text{edge}(u, v)$  has been processed
7      $d = 0$ ;
8     while  $d < \text{edge}(u, v).\text{length}()$  do
9       // calculate the  $(j_w + d)$ -th column
10      for  $i \in v.\text{range}[j_w + d]$  do
11         $M_X(i, j_w + d) = M_X(i, v.\text{column} + d)$ ;
12       $d ++$ ;
13     $u = v$ ;  $v$  = the child node of  $u$  in  $\text{path}(r, z)$ ;
14  repeat // Calculate entries in gap regions
15     $d = 0$ ;
16    while  $d < \text{edge}(u, v).\text{length}()$  do
17      Calculate a range of row ids  $[s, e]$  such that  $\forall i \in [s, e]$ ,
18      the  $(i, j_w + d)$ -entry belongs to the current gap region;
19      for  $i \in [s, e]$  do
20        Calculate  $M_X(i, j_w + d)$ ;
21       $v.\text{range}[j_w + d] = [s, e]$ ;
22     $v.\text{column} = j_w$ ;
23     $u = v$ ;  $v$  = the child node of  $u$  in  $\text{path}(r, z)$ ;
24  until all the scores in the  $(j_w + d)$ -th column of the current gap
   region are meaningless;
25 Release the common prefix tree  $TP_s$  rooted at  $r$ ;

```

Notice that, in the matrix M_X , we always process $X[1, i]$ after $X[1, i - 1]$. Since $X[1, i]$ equates to appending $X[i]$ behind $X[1, i - 1]$, we could find the appearances of $X[1, i]$ in T in $\mathcal{O}(1)$ time based on the SA range of $X[1, i - 1]$ using the backward search algorithm [6].

Since we have found the SA range of $(X^q)^{-1}$ using the compressed suffix array of T^{-1} , we can check the existence of edge with label c from u by computing the SA range for $c(X^q)^{-1}$. We enumerate the corresponding substring if the edge c does exist and repeat the same procedure to traverse the subtree rooted at u .

We consider the general scoring scheme for any random substring X^d with d characters ($d \geq 1$) in the text T . According to score filtering, we are interested in each alignment substring P' of the query P such that the alignment scores between P' and T are positive. For a simple case that an alignment cannot insert a space or a gap, let P' contain d characters. We define $f(d)$ to be the number of length- (d) substring P' such that $score(X^d, P') > 0$.

PROOF. Since $s_a > 0$ and $s_b < 0$, when $\text{score}(X^d, P') > 0$, the largest number of mismatches is $\lfloor d/s \rfloor$. According to prefix filtering in Theorem 3, mismatches could not appear in either $X[1, q]$ or $P'[1, q]$.

As we know, $\binom{d}{i} = \frac{d!}{(d-i)!i!}$. Using the Stirling's approximation, $d! = \sqrt{2\pi d} \left(\frac{d}{e}\right)^d e^{\lambda_d}$, where $\frac{1}{12d+1} < \lambda_d < \frac{1}{12d}$. Therefore,

$$f(d) \leq (1 - \frac{1}{s})^q (\frac{\sigma-1}{\sigma-2}) \frac{s}{\sqrt{2\pi(s-1)}} \left(s \sqrt{\frac{\sigma-1}{(s-1)^{s-1}}} \right)^d = k_1(k_2)^d. \quad \square$$

$$\left(\frac{k_1}{k_2 - 1} + \frac{k_1 \sigma^2}{\sigma - k_2}\right) m n^{\log_{\sigma} k_2}. \quad (4)$$

1515

$(4, -5), (1, -1)\}$. For most of the parameters, $\frac{|s_g|}{|s_a|} \in \{1, 2, 3, 5\}$ and $\frac{|s_s|}{|s_a|} \in \{1, 2\}$. According to Equation 4, the upper bound of the number of calculated entries for DNA sequences can vary from $4.50mn^{0.520}$ to $9.05mn^{0.896}$, and for protein sequences can vary from $8.28mn^{0.364}$ to $7.49mn^{0.723}$. Notice that both BLAST and BWT-SW use $\langle 1, -3, -5, -2 \rangle$ as the default scoring scheme when aligning DNA sequences. Using this scoring scheme, the number of calculated entries using BWT-SW is upper bounded by $69mn^{0.628}$ (see [8]), whereas using ALAE the number is upper bounded by $4.47mn^{0.6038}$.

7. EXPERIMENTS

In this section, we report our experimental results of ALAE.

Data sets: We used the following commonly used real data sets, including two DNA data sets and one protein data set. The alphabet size of DNA sequences and protein sequences are 4 and 20, respectively.

Human genome data set. The human reference sequence (GRCh37) was assembled from a collection of DNA sequences.² It consists of 24 chromosomes ranging in length from 48 million to 249 million. We used subsequences with different lengths of GRCh37 as texts to be aligned with, and the lengths varied from 50 million to 1 billion.

Mouse genome data set. The mouse genome (MGSCv37 chr1) was extracted from house mouse that contains 198 million characters.³ Since aligning mouse genomes against human genomes is widely used to do homology search in practice [7, 12], we used MGSCv37 chr1 to generate queries against human genomes. We randomly chose 100 starting positions in the first 180 million characters and picked a fixed length substring from each randomly located starting position to generate a query workload that contains 100 query sequences with the same query length. We varied the query length from 1 thousand to 1 million. We used these query workloads to test performance of ALAE.

Protein data set. We used the comprehensive and non-redundant database UniParc⁴ that contains most of the publicly available protein sequences in the world. We varied the lengths of texts (protein sequences) from 10 million to 50 million. We randomly chose sequences from UniParc as queries, ranging in length from 200 to 100,000.

Threshold H and E -value: In our experiments, instead of setting a threshold value H explicitly, we used an Expectation value (a.k.a. E -value) that is widely adopted by the biological community. The E -value is a parameter that describes the number of alignments one can “expect” to see by chance when searching a database of a particular size. The following equation relates E -value and alignment score S : $E = K m n e^{-\lambda S}$, where K and λ are scaling constants computed by BLAST [1]. The corresponding threshold H for ALAE can be computed as follows [11]: $H = \lceil \frac{\ln(K m n) - \ln(E)}{\lambda} \rceil$. We varied the E -value from 10^{-15} to 10. Both BLAST and BWT-SW set $E = 10$ as the default parameter.

Scoring scheme: In our experiments, we used the same scoring parameters as BLAST (see Section 6) to evaluate the performance of ALAE. Both BLAST and BWT-SW adopt $\langle 1, -3, -5, -2 \rangle$ as the default scoring scheme. Notice that BWT-SW requires that $|s_b| \geq 3|s_a|$, which highly limits its usability.

²<http://hgdownload.cse.ucsc.edu/goldenPath/hg18/chromosomes/>

³<http://hgdownload.cse.ucsc.edu/goldenPath/mm9/chromosomes/>

⁴ftp://ftp.uniprot.org/pub/databases/uniprot/current_release/uniparc/uniparc_active.fasta.gz

Table 2: Comparison of alignment time and number of alignment results when varying lengths of queries ($n = 1$ billion).

Approaches	Alignment time (Sec.) and number of alignment results C									
	$m=1K$		$m=10K$		$m=100K$		$m=1M$		$m=10M$	
	Time	C	Time	C	Time	C	Time	C	Time	C
ALAE	0.006	994	0.080	7790	1.484	34911	19.269	150390	393.001	586521
BLAST	0.033	744	0.312	5928	3.074	24154	31.459	99916	330.330	395652
BWT-SW	2.144	994	21.756	7790	177.048	34911	1451.448	150390	-	-

Table 3: Comparison of alignment time and number of alignment results when varying lengths of texts ($m = 1$ million).

Approaches	Alignment time (Sec.) and number of alignment results C									
	$n=50M$		$n=100M$		$n=200M$		$n=500M$		$n=1G$	
	Time	C	Time	C	Time	C	Time	C	Time	C
ALAE	5.272	21172	6.288	82702	6.537	100562	12.702	114691	19.269	150390
BLAST	18.489	13290	21.362	56377	22.160	83836	28.669	90864	31.459	99916
BWT-SW	84.827	21172	147.969	82702	235.236	100562	617.452	114691	1451.448	150390

All the algorithms were implemented using GNU C++. The experiments were run on a PC with an Intel 2.93GHz Quad Core CPU i7 and 8GB memory with a 500GB disk, running a Ubuntu (Linux) operating system.

7.1 Alignment Time and Number of Results

We compared ALAE with three state-of-art algorithms: Smith-Waterman algorithm, BLAST, and BWT-SW⁵ using the default settings of both BLAST and BWT-SW (i.e. $\langle 1, -3, -5, -2 \rangle$ and $E = 10$). We would not include the Smith-Waterman algorithm into our following discussions because this algorithm is too slow to be considered. Our experiments show that the Smith-Waterman algorithm took 7.7 hours to align a query with 10 thousand characters against a text with 50 million characters. However, ALAE only took 25 ms. For the same reason, we would not report the query performance for the BASIC algorithm since it has higher time complexity than the Smith-Waterman algorithm. We conducted experiments to show the average time required by ALAE, BLAST, and BWT-SW under different circumstances.

Table 2 shows the average alignment time and the number of alignment results when varying the lengths of queries from 1 thousand to 10 million. We used a 1 billion human genome sequence as the text. ALAE shows a great advantage over BWT-SW with all queries and can find the results as BWT-SW does. Notice that our experiments show that BWT-SW could not align a query with more than 1 million characters against the text due to insufficient memory. ALAE outperformed BLAST when the query lengths were less than 10 million. However, when the query length was extremely long, such as 10 million, the alignment time was not as fast as BLAST. It is worth mentioning that ALAE found more results than BLAST did.

Table 3 shows the average alignment time and number of alignment results when varying the length of a text from 50 million to 1 billion. We used the query workload, in which each query had 1 million characters. Table 3 shows ALAE outperforms both BWT-SW and BLAST for different text lengths when $m = 1$ million.

We also conducted experiments on protein sequences. The results for the protein data sets are similar to those presented here. For space reason, we omit these results in this paper.

7.2 Filtering Ratio and Reusing Ratio

In this section, we show the effectiveness of our proposed filtering and entry reusing techniques. We use *filtering ratio* to evaluate our filtering techniques compared with BWT-SW:

$$\text{Filtering ratio} = \frac{\text{\# of filtered entries}}{\text{\# of calculated entries using BWT-SW}} \times 100\% \quad (5)$$

⁵ Available at <http://i.cs.hku.hk/~ckwong3/bwtsw>

Table 4: Number of calculated entries and their computation costs ($n = 1$ billion, score = $\langle 1, -3, -5, -2 \rangle$).

Approaches	$m = 10,000$		$m = 100,000$		$m = 1,000,000$	
	# of calculated entries \times cost	Computation cost	# of calculated entries \times cost	Computation cost	# of calculated entries \times cost	Computation cost
ALAE	$31,865 \times 1$ $103,403 \times 2$ $329,124 \times 3$	1,226,043	$318,640 \times 1$ $2,139,094 \times 2$ $7,009,018 \times 3$	25,623,882	$3,266,537 \times 1$ $25,890,567 \times 2$ $88,159,153 \times 3$	319,525,130
BWT-SW	$1,245,288 \times 3$	3,735,864	$21,827,128 \times 3$	65,481,384	$271,024,617 \times 3$	813,073,851

Filtered entries are the entries which are calculated using BWT-SW but are considered meaningless using ALAE. A higher filtering ratio means our filtering techniques are more effective.

We use *reusing ratio* to evaluate our entry reusing technique:

$$\text{Reusing ratio} = \frac{\# \text{ of reused entries}}{\# \text{ of accessed entries}} \times 100\% \quad (6)$$

Reused entries are the ones whose scores can be simply copied from previous calculated entries using ALAE. Accessed entries consist of both reused entries and calculated entries. The higher the reusing ratio is, the more effective our reusing technique is.

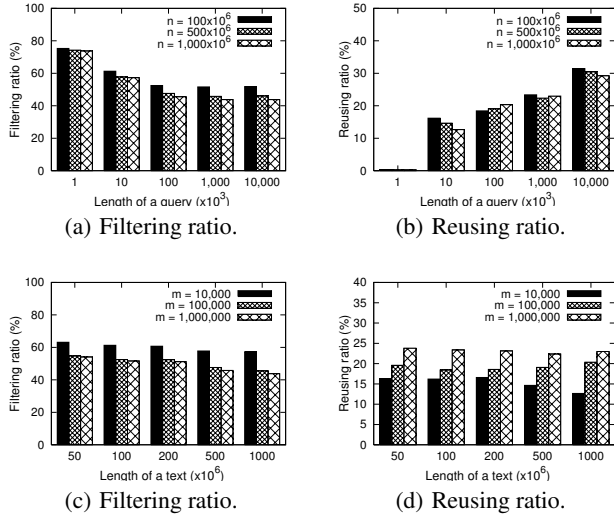


Figure 7: Filtering and reusing ratios using $\langle 1, -3, -5, -2 \rangle$.

We conducted experiments with different lengths of queries and texts. Figs. 7 shows the filtering ratios and reusing ratios using ALAE, when $E = 10$ and the scoring scheme is $\langle 1, -3, -5, -2 \rangle$.

Fig. 7(a) shows that a query workload with shorter queries maintains a higher filtering ratio. For a fixed text with 100 million characters, the filtering ratio decreased from 75.3% to 51.8% when the query length increased from 1 thousand to 10 million. The reason is that when the query length is short, calculated entries are mainly belonging to no gap regions. In a no gap region, ALAE could filter more meaningless entries compared with BWT-SW.

Fig. 7(b) shows when the query length increases from 10 thousand to 10 million, the reusing ratio increases from 16.2% to 31.5%. This is because longer queries contain more repetitions and more entries can be reused during the alignment process. When the query length is 1 thousand, the reusing ratio is very low since it is hard to find duplicates among forks.

Figs. 7(c) and 7(d) show both the filtering ratio and reusing ratio keep stable when changing the length of a text for a fixed query workload. The reason is that ALAE only considers a substring with small length L_{max} to do alignment against the query.

ALAE not only reduces the number of entries that need to be calculated by BWT-SW, but also optimizes the cost for computing scores. Table 4 shows how the number of calculated entries translates into the computation cost. Using ALAE, calculated entries could belong to a no gap region or a gap region in each matrix. In a no gap region, ALAE uses the simplified recurrence function (see Equation 3) to calculate score for each entry, whereas BWT-SW has to consider the auxiliary scores in both G_a and G_b , which requires extra computation costs. Similarly, the entries in the boundaries of the fork areas using ALAE only rely on their two adjacent entries instead of three adjacent entries using BWT-SW.

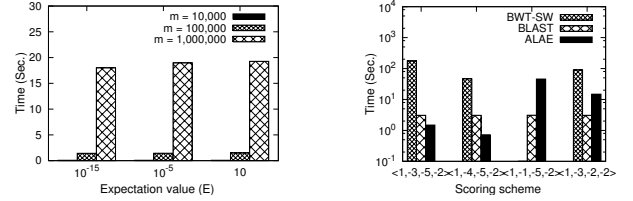


Figure 8: Varying E -values Figure 9: Varying scoring schemes under $\langle 1, -3, -5, -2 \rangle$.

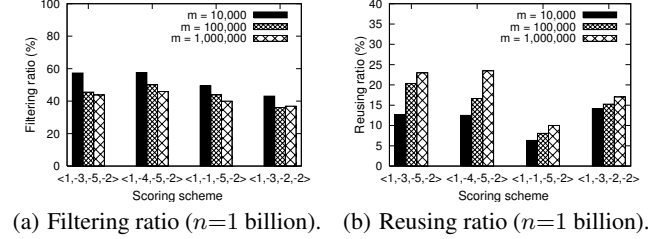


Figure 10: Filtering and reusing ratios using different scores.

7.3 Effect of E -Values

In this section, we examine how ALAE would be affected by E -values. Fig. 8 shows the alignment time of ALAE when varying E from 10^{-15} to 10 using three different query workloads. We can see that ALAE is not very sensitive to E -values. For the query workload that contains queries with 10,000 characters, the alignment time is 72ms when E is 10^{-15} , 72.9ms when E is 10^{-5} , and 79.9ms when E is 10. The time is too small to be seen in this figure. For any given query workload, ALAE shows small time rises when we increase E . The reason of these time rises is that a large H value (i.e. small E value) terminates calculations earlier than a small H value. Notice that such rises are very small since score filtering only shares a small impact on accelerating alignment time.

7.4 Effect of Scoring Schemes

In order to test the effect of scoring schemes, we chose four scoring schemes in BLAST by varying values s_a , s_b , s_g , and s_s .

Fig. 9 shows the four representative scoring schemes that cover large and small values of q and $|s_g| + |s_s|$. Both ALAE and BWT-SW are sensitive to scoring schemes, whereas BLAST is barely affected by the change of scoring schemes, because BLAST adopts a different heuristic approach to find results.

ALAE runs much faster than BWT-SW for all scoring schemes. Notice that we do not include the result of BWT-SW for $\langle 1, -1, -5, -2 \rangle$ since BWT-SW requires that $|s_b| \geq 3|s_a|$. ALAE shows good performance when the scoring scheme is $\langle 1, -3, -5, -2 \rangle$ or $\langle 1, -4, -5, -2 \rangle$. ALAE is 119 times faster than BWT-SW using

Table 5: Number of entries using ALAE.

Scoring schemes	# of reused entries	# of accessed entries	# of calculated entries
$\langle 1, -1, -5, -2 \rangle$	30,652,400	380,960,680	350,308,280
$\langle 1, -3, -2, -2 \rangle$	19,047,958	124,804,117	105,756,159

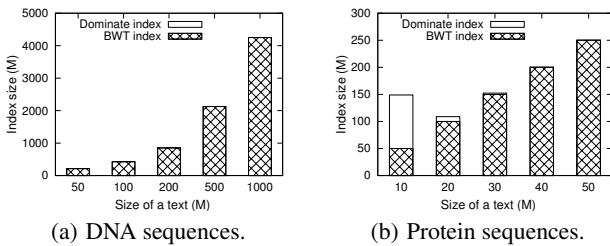
$\langle 1, -3, -5, -2 \rangle$ and 65 times faster using $\langle 1, -4, -5, -2 \rangle$. This is because a larger $\frac{|s_s|}{|s_a|}$ makes L_{max} much tighter, a smaller s_a makes calculation terminating earlier, and a larger q value (see Equation 2) makes prefix filtering more effective.

Fig. 9 shows that ALAE is slower than BLAST when the scoring scheme is $\langle 1, -1, -5, -2 \rangle$. We use Fig. 10 to explain the reason. The small s_b value makes gap regions expanded, which results in large number of calculated entries. Table 5 shows that the number of calculated entries using $\langle 1, -1, -5, -2 \rangle$ is 37 times of the number using $\langle 1, -3, -5, -2 \rangle$. We can see that the reusing ratio is much lower than other scoring schemes. This result is consistent with the analysis in Section 6, where $\langle 1, -1, -5, -2 \rangle$ corresponds with the worst case where the number of calculated entries is upper bounded by $9.05mn^{0.896}$. For $\langle 1, -3, -2, -2 \rangle$, the smaller $|s_g| + |s_s|$ value makes the no gap regions smaller, which weakens the effect of filtering techniques (see Fig. 10(a)).

7.5 Index Size

We have evaluated the space efficiency of ALAE for both DNA sequences and protein sequences. We varied the length of texts and collected their index sizes. We used the following scoring schemes: $\langle 1, -3, -5, -2 \rangle$ for DNA sequences, and $\langle 1, -3, -11, -1 \rangle$ for protein sequences. Fig. 11(a) shows the index sizes of ALAE for DNA sequences. The alphabet size of the DNA sequences is 4, thus every character in BWT sequence can be stored using 2 bits. As we can see in Fig. 11(a), the indexes for storing dominate relationships of DNA sequences are mostly too small to be seen.

Figs. 11(b) shows the index sizes of ALAE for protein sequences. For relatively small texts, the index for storing dominate relationships is large compared with BWT index. However, as the size of a text grows, the size of the dominate index decreases quickly. The dominate index size is 98.09MB for a text with 10 million characters and decreases to 8.83MB when the length of the text increases to 20 million.

**Figure 11: Index size.**

8. CONCLUSION AND FUTURE WORK

We have developed a novel approach ALAE to accelerate dynamic programming for finding all local alignments. We gave a full analysis of the dynamic programming approach, and presented a series of filtering techniques to prune meaningless entries and an algorithm to reuse duplicate calculations. Our extensive experiments on real biosequences showed the high efficiency of our techniques. ALAE improves the time efficiency of the state-of-the-art exact BWT-SW approach significantly and accelerates BLAST for

most of the scoring schemes. As parts of future work, we will investigate techniques to further improve the performance of ALAE for all scoring schemes and exploit algorithms using external memory.

9. ACKNOWLEDGMENTS

The work is partially supported by the National Natural Science Foundation of China (Nos. 60973018, 60973020), the Joint Research Fund for Overseas Natural Science of China (No. 61129002), the National Basic Research Program of China (973 Program) (No. 2012CB316201), the National Natural Science of China Key Program (No. 60933001), the National Natural Science Foundation for Distinguished Young Scholars (No. 61025007), the Doctoral Fund of Ministry of Education of China (No. 20110042110028), and the Fundamental Research Funds for the Central Universities (No. N110804002).

10. REFERENCES

- [1] S. F. Altschul, W. Gish, W. Miller, E. W. Myers, and D. J. Lipman. Basic local alignment search tool. *Journal of Molecular Biology*, 215:403–410, 1990.
- [2] S. F. Altschul, T. L. Madden, A. A. Schaffer, J. Zhang, and D. J. L. Z. Zhang. Gapped BLAST and PSI-BLAST: A new generation of protein database search programs. *Nucleic Acids Res.*, 25(17):3389–3402, 1997.
- [3] M. Burrows and D. Wheeler. A block sorting lossless data compression algorithm. *Technical Report*, 124, Digital Equipment Corporation 1994.
- [4] X. Cao, S. C. Li, B. C. Ooi, and A. K. H. Tung. Piers: An efficient model for similarity search in DNA sequence databases. *ACM SIGMOD Record*, 33(2):39–44, 2004.
- [5] P. Ferragina and G. Manzini. Opportunistic data structures with applications. In *the 41st IEEE Symposium on Foundations of Computer Science (FOCS)*, pages 390–398, 2000.
- [6] P. Ferragina and G. Manzini. Indexing compressed text. *Journal of the ACM*, 52(4):552–581, 2005.
- [7] R. Hardison and W. Miller. Use of long sequence alignments to study the evolution and regulation of mammalian globin gene clusters. *Mol Biol Evol.*, 10:73–102, 1993.
- [8] T. W. Lam, W. K. Sung, S. L. Tam, C. K. Wong, and S. M. Yiu. Compressed indexing and local alignment of DNA. *Bioinformatics*, 24(6):791–797, 2008.
- [9] H. Li and R. Durbin. Fast and accurate long-read alignment with Burrows-Wheeler transform. *Bioinformatics*, 26(5):589–595, 2010.
- [10] U. Manber and G. Myers. Suffix arrays: a new method for on-line string searches. *SIAM Journal on Computing*, 22(5):935–948, 1993.
- [11] C. Meek, J. M. Patel, and S. Kasetty. OASIS: An online and accurate technique for local-alignment searches on biological sequences. In *VLDB*, pages 910–921, 2003.
- [12] S. Schwartz, J. Kent, A. Smit, and et al. Human-mouse alignments with BLAST_z. *Genome Research*, 13:103–107, 2003.
- [13] T. F. Smith and M. S. Waterman. Identification of common molecular subsequences. *Journal of Molecular Biology*, 147:195–197, September 1981.
- [14] X. Wu, W.-J. Lee, and C.-W. Tseng. ESTmapper: Efficiently aligning DNA sequences to genomes. In *the 19th International Parallel and Distributed Processing Symposium (IPDPS)*, 2005.