

**Cold-nuclear-matter effects on heavy-quark production in $d+Au$ collisions at
 $\sqrt{s_{NN}}=200$ GeV**

A. Adare,¹¹ C. Aidala,³⁷ N.N. Ajitanand,⁵³ Y. Akiba,^{48,49} H. Al-Bataineh,⁴³ J. Alexander,⁵³ A. Angerami,¹² K. Aoki,^{30,48} N. Apadula,⁵⁴ Y. Aramaki,^{10,48} E.T. Atomssa,³¹ R. Averbeck,⁵⁴ T.C. Awes,⁴⁴ B. Azmoun,⁵ V. Babintsev,²¹ M. Bai,⁴ G. Baksay,¹⁷ L. Baksay,¹⁷ K.N. Barish,⁶ B. Bassalleck,⁴² A.T. Basye,¹ S. Bathe,^{6,49} V. Baublis,⁴⁷ C. Baumann,³⁸ A. Bazilevsky,⁵ S. Belikov,^{5,*} R. Belmont,⁵⁸ R. Bennett,⁵⁴ A. Berdnikov,⁵¹ Y. Berdnikov,⁵¹ J.H. Bhom,⁶² D.S. Blau,²⁹ J.S. Bok,⁶² K. Boyle,⁵⁴ M.L. Brooks,³³ H. Buesching,⁵ V. Bumazhnov,²¹ G. Bunce,^{5,49} S. Butsyk,³³ S. Campbell,⁵⁴ A. Caringi,³⁹ C.-H. Chen,⁵⁴ C.Y. Chi,¹² M. Chiu,⁵ I.J. Choi,⁶² J.B. Choi,⁸ R.K. Choudhury,³ P. Christiansen,³⁵ T. Chujo,⁵⁷ P. Chung,⁵³ O. Chvala,⁶ V. Cianciolo,⁴⁴ Z. Citron,⁵⁴ B.A. Cole,¹² Z. Conesa del Valle,³¹ M. Connors,⁵⁴ M. Csanád,¹⁵ T. Csörgő,⁶¹ T. Dahms,⁵⁴ S. Dairaku,^{30,48} I. Danchev,⁵⁸ K. Das,¹⁸ A. Datta,³⁷ G. David,⁵ M.K. Dayananda,¹⁹ A. Denisov,²¹ A. Deshpande,^{49,54} E.J. Desmond,⁵ K.V. Dharmawardane,⁴³ O. Dietzsch,⁵² A. Dion,²⁵ M. Donadelli,⁵² O. Drapier,³¹ A. Drees,⁵⁴ K.A. Drees,⁴ J.M. Durham,⁵⁴ A. Durum,²¹ D. Dutta,³ L. D’Orazio,³⁶ S. Edwards,¹⁸ Y.V. Efremenko,⁴⁴ F. Ellinghaus,¹¹ T. Engelmöre,¹² A. Enokizono,⁴⁴ H. En’yo,^{48,49} S. Esumi,⁵⁷ B. Fadern,³⁹ D.E. Fields,⁴² M. Finger,⁷ M. Finger, Jr.,⁷ F. Fleuret,³¹ S.L. Fokin,²⁹ Z. Fraenkel,^{60,*} J.E. Frantz,⁵⁴ A. Franz,⁵ A.D. Frawley,¹⁸ K. Fujiwara,⁴⁸ Y. Fukao,⁴⁸ T. Fusayasu,⁴¹ I. Garishvili,⁵⁵ A. Glenn,³² H. Gong,⁵⁴ M. Gonin,³¹ Y. Goto,^{48,49} R. Granier de Cassagnac,³¹ N. Grau,¹² S.V. Greene,⁵⁸ G. Grim,³³ M. Grosse Perdekamp,²² T. Gunji,¹⁰ H.-Å. Gustafsson,^{35,*} J.S. Haggerty,⁵ K.I. Hahn,¹⁶ H. Hamagaki,¹⁰ J. Hamblen,⁵⁵ R. Han,⁴⁶ J. Hanks,¹² E. Haslum,³⁵ R. Hayano,¹⁰ X. He,¹⁹ M. Heffner,³² T.K. Hemmick,⁵⁴ T. Hester,⁶ J.C. Hill,²⁵ M. Hohlmann,¹⁷ W. Holzmann,¹² K. Homma,²⁰ B. Hong,²⁸ T. Horaguchi,²⁰ D. Hornback,⁵⁵ S. Huang,⁵⁸ T. Ichihara,^{48,49} R. Ichimiya,⁴⁸ Y. Ikeda,⁵⁷ K. Imai,^{30,48} M. Inaba,⁵⁷ D. Isenhower,¹ M. Ishihara,⁴⁸ M. Issah,⁵⁸ D. Ivanischev,⁴⁷ Y. Iwanaga,²⁰ B.V. Jacak,^{54,†} J. Jia,^{5,53} X. Jiang,³³ J. Jin,¹² B.M. Johnson,⁵ T. Jones,¹ K.S. Joo,⁴⁰ D. Jouan,⁴⁵ D.S. Jumper,¹ F. Kajihara,¹⁰ J. Kamin,⁵⁴ J.H. Kang,⁶² J. Kapustinsky,³³ K. Karatsu,^{30,48} M. Kasai,^{48,50} D. Kawayama,^{37,49} M. Kawashima,^{48,50} A.V. Kazantsev,²⁹ T. Kempel,²⁵ A. Khanzadeev,⁴⁷ K.M. Kijima,²⁰ J. Kikuchi,⁵⁹ A. Kim,¹⁶ B.I. Kim,²⁸ D.J. Kim,²⁶ E.-J. Kim,⁸ Y.-J. Kim,²² E. Kinney,¹¹ Á. Kiss,¹⁵ E. Kistenev,⁵ D. Kleinjan,⁶ L. Kochenda,⁴⁷ B. Komkov,⁴⁷ M. Konno,⁵⁷ J. Koster,²² A. Král,¹³ A. Kravitz,¹² G.J. Kunde,³³ K. Kurita,^{48,50} M. Kurosawa,⁴⁸ Y. Kwon,⁶² G.S. Kyle,⁴³ R. Lacey,⁵³ Y.S. Lai,¹² J.G. Lajoie,²⁵ A. Lebedev,²⁵ D.M. Lee,³³ J. Lee,¹⁶ K.B. Lee,²⁸ K.S. Lee,²⁸ M.J. Leitch,³³ M.A.L. Leite,⁵² X. Li,⁹ P. Lichtenwalner,³⁹ P. Liebing,⁴⁹ L.A. Linden Levy,¹¹ T. Liška,¹³ H. Liu,³³ M.X. Liu,³³ B. Love,⁵⁸ D. Lynch,⁵ C.F. Maguire,⁵⁸ Y.I. Makdisi,⁴ M.D. Malik,⁴² V.I. Manko,²⁹ E. Mannel,¹² Y. Mao,^{46,48} H. Masui,⁵⁷ F. Matathias,¹² M. McCumber,⁵⁴ P.L. McGaughey,³³ N. Means,⁵⁴ B. Meredith,²² Y. Miake,⁵⁷ T. Mibe,²⁷ A.C. Mignerey,³⁶ K. Miki,^{48,57} A. Milov,⁵ J.T. Mitchell,⁵ A.K. Mohanty,³ H.J. Moon,⁴⁰ Y. Morino,¹⁰ A. Morreale,⁶ D.P. Morrison,⁵ T.V. Moukhanova,²⁹ T. Murakami,³⁰ J. Murata,^{48,50} S. Nagamiya,²⁷ J.L. Nagle,¹¹ M. Naglis,⁶⁰ M.I. Nagy,⁶¹ I. Nakagawa,^{48,49} Y. Nakamiya,²⁰ K.R. Nakamura,^{30,48} T. Nakamura,⁴⁸ K. Nakano,⁴⁸ S. Nam,¹⁶ J. Newby,³² M. Nguyen,⁵⁴ M. Nihashi,²⁰ R. Nouicer,⁵ A.S. Nyanin,²⁹ C. Oakley,¹⁹ E. O’Brien,⁵ S.X. Oda,¹⁰ C.A. Ogilvie,²⁵ M. Oka,⁵⁷ K. Okada,⁴⁹ Y. Onuki,⁴⁸ A. Oskarsson,³⁵ M. Ouchida,^{20,48} K. Ozawa,¹⁰ R. Pak,⁵ V. Pantuev,^{23,54} V. Papavassiliou,⁴³ I.H. Park,¹⁶ S.K. Park,²⁸ W.J. Park,²⁸ S.F. Pate,⁴³ H. Pei,²⁵ J.-C. Peng,²² H. Pereira,¹⁴ D.Yu. Peressounko,²⁹ R. Petti,⁵⁴ C. Pinkenburg,⁵ R.P. Pisani,⁵ M. Proissl,⁵⁴ M.L. Purschke,⁵ H. Qu,¹⁹ J. Rak,²⁶ I. Ravinovich,⁶⁰ K.F. Read,^{44,55} S. Rembeczki,¹⁷ K. Reygers,³⁸ V. Riabov,⁴⁷ Y. Riabov,⁴⁷ E. Richardson,³⁶ D. Roach,⁵⁸ G. Roche,³⁴ S.D. Rolnick,⁶ M. Rosati,²⁵ C.A. Rosen,¹¹ S.S.E. Rosendahl,³⁵ P. Ružička,²⁴ B. Sahlmueller,^{38,54} N. Saito,²⁷ T. Sakaguchi,⁵ K. Sakashita,^{48,56} V. Samsonov,⁴⁷ S. Sano,^{10,59} T. Sato,⁵⁷ S. Sawada,²⁷ K. Sedgwick,⁶ J. Seele,¹¹ R. Seidl,^{22,49} R. Seto,⁶ D. Sharma,⁶⁰ I. Shein,²¹ T.-A. Shibata,^{48,56} K. Shigaki,²⁰ M. Shimomura,⁵⁷ K. Shoji,^{30,48} P. Shukla,³ A. Sickles,⁵ C.L. Silva,²⁵ D. Silvermyr,⁴⁴ C. Silvestre,¹⁴ K.S. Sim,²⁸ B.K. Singh,² C.P. Singh,² V. Singh,² M. Slunečka,⁷ R.A. Soltz,³² W.E. Sondheim,³³ S.P. Sorensen,⁵⁵ I.V. Sourikova,⁵ P.W. Stankus,⁴⁴ E. Stenlund,³⁵ S.P. Stoll,⁵ T. Sugitate,²⁰ A. Sukhanov,⁵ J. Sziklai,⁶¹ E.M. Takagui,⁵² A. Taketani,^{48,49} R. Tanabe,⁵⁷ Y. Tanaka,⁴¹ S. Taneja,⁵⁴ K. Tanida,^{30,48,49} M.J. Tannenbaum,⁵ S. Tarafdar,² A. Taranenko,⁵³ H. Themann,⁵⁴ D. Thomas,¹ T.L. Thomas,⁴² M. Togawa,⁴⁹ A. Toia,⁵⁴ L. Tomášek,²⁴ H. Torii,²⁰ R.S. Towell,¹ I. Tserruya,⁶⁰ Y. Tsuchimoto,²⁰ C. Vale,⁵ H. Valle,⁵⁸ H.W. van Hecke,³³ E. Vazquez-Zambrano,¹² A. Veicht,²² J. Velkovska,⁵⁸ R. Vértesi,⁶¹ M. Virius,¹³ V. Vrba,²⁴ E. Vznuzdaev,⁴⁷ X.R. Wang,⁴³ D. Watanabe,²⁰ K. Watanabe,⁵⁷ Y. Watanabe,^{48,49} F. Wei,²⁵ R. Wei,⁵³ J. Wessels,³⁸ S.N. White,⁵ D. Winter,¹² C.L. Woody,⁵

R.M. Wright,¹ M. Wysocki,¹¹ Y.L. Yamaguchi,¹⁰ K. Yamaura,²⁰ R. Yang,²² A. Yanovich,²¹ J. Ying,¹⁹
S. Yokkaichi,^{48,49} Z. You,⁴⁶ G.R. Young,⁴⁴ I. Younus,⁴² I.E. Yushmanov,²⁹ W.A. Zajc,¹² and S. Zhou⁹

(PHENIX Collaboration)

- ¹Abilene Christian University, Abilene, Texas 79699, USA
²Department of Physics, Banaras Hindu University, Varanasi 221005, India
³Bhabha Atomic Research Centre, Bombay 400 085, India
⁴Collider-Accelerator Department, Brookhaven National Laboratory, Upton, New York 11973-5000, USA
⁵Physics Department, Brookhaven National Laboratory, Upton, New York 11973-5000, USA
⁶University of California - Riverside, Riverside, California 92521, USA
⁷Charles University, Ovocný trh 5, Praha 1, 116 36, Prague, Czech Republic
⁸Chonbuk National University, Jeonju, 561-756, Korea
⁹Science and Technology on Nuclear Data Laboratory, China Institute of Atomic Energy, Beijing 102413, P. R. China
¹⁰Center for Nuclear Study, Graduate School of Science, University of Tokyo, 7-3-1 Hongo, Bunkyo, Tokyo 113-0033, Japan
¹¹University of Colorado, Boulder, Colorado 80309, USA
¹²Columbia University, New York, New York 10027 and Nevis Laboratories, Irvington, New York 10533, USA
¹³Czech Technical University, Zikova 4, 166 36 Prague 6, Czech Republic
¹⁴Dapnia, CEA Saclay, F-91191, Gif-sur-Yvette, France
¹⁵ELTE, Eötvös Loránd University, H - 1117 Budapest, Pázmány P. s. 1/A, Hungary
¹⁶Ewha Womans University, Seoul 120-750, Korea
¹⁷Florida Institute of Technology, Melbourne, Florida 32901, USA
¹⁸Florida State University, Tallahassee, Florida 32306, USA
¹⁹Georgia State University, Atlanta, Georgia 30303, USA
²⁰Hiroshima University, Kagamiyama, Higashi-Hiroshima 739-8526, Japan
²¹IHEP Protvino, State Research Center of Russian Federation, Institute for High Energy Physics, Protvino, 142281, Russia
²²University of Illinois at Urbana-Champaign, Urbana, Illinois 61801, USA
²³Institute for Nuclear Research of the Russian Academy of Sciences, prospekt 60-letiya Oktyabrya 7a, Moscow 117312, Russia
²⁴Institute of Physics, Academy of Sciences of the Czech Republic, Na Slovance 2, 182 21 Prague 8, Czech Republic
²⁵Iowa State University, Ames, Iowa 50011, USA
²⁶Helsinki Institute of Physics and University of Jyväskylä, P.O.Box 35, FI-40014 Jyväskylä, Finland
²⁷KEK, High Energy Accelerator Research Organization, Tsukuba, Ibaraki 305-0801, Japan
²⁸Korea University, Seoul, 136-701, Korea
²⁹Russian Research Center "Kurchatov Institute", Moscow, 123098 Russia
³⁰Kyoto University, Kyoto 606-8502, Japan
³¹Laboratoire Leprince-Ringuet, Ecole Polytechnique, CNRS-IN2P3, Route de Saclay, F-91128, Palaiseau, France
³²Lawrence Livermore National Laboratory, Livermore, California 94550, USA
³³Los Alamos National Laboratory, Los Alamos, New Mexico 87545, USA
³⁴LPC, Université Blaise Pascal, CNRS-IN2P3, Clermont-Fd, 63177 Aubiere Cedex, France
³⁵Department of Physics, Lund University, Box 118, SE-221 00 Lund, Sweden
³⁶University of Maryland, College Park, Maryland 20742, USA
³⁷Department of Physics, University of Massachusetts, Amherst, Massachusetts 01003-9337, USA
³⁸Institut für Kernphysik, University of Muenster, D-48149 Muenster, Germany
³⁹Muhlenberg College, Allentown, Pennsylvania 18104-5586, USA
⁴⁰Myongji University, Yongin, Kyonggido 449-728, Korea
⁴¹Nagasaki Institute of Applied Science, Nagasaki-shi, Nagasaki 851-0193, Japan
⁴²University of New Mexico, Albuquerque, New Mexico 87131, USA
⁴³New Mexico State University, Las Cruces, New Mexico 88003, USA
⁴⁴Oak Ridge National Laboratory, Oak Ridge, Tennessee 37831, USA
⁴⁵IPN-Orsay, Université Paris Sud, CNRS-IN2P3, BP1, F-91406, Orsay, France
⁴⁶Peking University, Beijing 100871, P. R. China
⁴⁷PNPI, Petersburg Nuclear Physics Institute, Gatchina, Leningrad region, 188300, Russia
⁴⁸RIKEN Nishina Center for Accelerator-Based Science, Wako, Saitama 351-0198, Japan
⁴⁹RIKEN BNL Research Center, Brookhaven National Laboratory, Upton, New York 11973-5000, USA
⁵⁰Physics Department, Rikkyo University, 3-34-1 Nishi-Ikebukuro, Toshima, Tokyo 171-8501, Japan
⁵¹Saint Petersburg State Polytechnic University, St. Petersburg, 195251 Russia
⁵²Universidade de São Paulo, Instituto de Física, Caixa Postal 66318, São Paulo CEP05315-970, Brazil
⁵³Chemistry Department, Stony Brook University, SUNY, Stony Brook, New York 11794-3400, USA
⁵⁴Department of Physics and Astronomy, Stony Brook University, SUNY, Stony Brook, New York 11794-3400, USA
⁵⁵University of Tennessee, Knoxville, Tennessee 37996, USA
⁵⁶Department of Physics, Tokyo Institute of Technology, Oh-okayama, Meguro, Tokyo 152-8551, Japan
⁵⁷Institute of Physics, University of Tsukuba, Tsukuba, Ibaraki 305, Japan
⁵⁸Vanderbilt University, Nashville, Tennessee 37235, USA
⁵⁹Waseda University, Advanced Research Institute for Science and Engineering, 17 Kikui-cho, Shinjuku-ku, Tokyo 162-0044, Japan

⁶⁰Weizmann Institute, Rehovot 76100, Israel

⁶¹Institute for Particle and Nuclear Physics, Wigner Research Centre for Physics, Hungarian Academy of Sciences (Wigner RCP, RMKI) H-1525 Budapest 114, POBox 49, Budapest, Hungary

⁶²Yonsei University, IPAP, Seoul 120-749, Korea

(Dated: November 5, 2018)

The PHENIX experiment has measured electrons and positrons at midrapidity from the decays of hadrons containing charm and bottom quarks produced in $d+Au$ and $p+p$ collisions at $\sqrt{s_{NN}} = 200$ GeV in the transverse-momentum range $0.85 \leq p_T^e \leq 8.5$ GeV/ c . In central $d+Au$ collisions, the nuclear modification factor R_{dA} at $1.5 < p_T < 5$ GeV/ c displays evidence of enhancement of these electrons, relative to those produced in $p+p$ collisions, and shows that the mass-dependent Cronin enhancement observed at the Relativistic Heavy Ion Collider extends to the heavy D meson family. A comparison with the neutral-pion data suggests that the difference in cold-nuclear-matter effects on light- and heavy-flavor mesons could contribute to the observed differences between the π^0 and heavy-flavor-electron nuclear modification factor R_{AA} .

PACS numbers: 25.75.Cj

The experimental collaborations at the Relativistic Heavy Ion Collider (RHIC) have established that a hot, dense medium with partonic degrees of freedom is formed in Au+Au collisions at $\sqrt{s_{NN}} = 200$ GeV [1–4]. The temperature achieved in this medium, as inferred from direct-photon measurements, is well over the threshold expected from lattice-quantum-chromodynamics (QCD) calculations to enable deconfinement and create the quark gluon plasma [5]. Studies of the interactions of heavy quarks with this matter are of particular interest. Since charm and bottom quarks are dominantly produced by gluon fusion in the early stages of the collision, they experience the complete evolution of the system. The heavy-quark-production baseline in $p+p$ collisions at $\sqrt{s_{NN}} = 200$ GeV is consistent with fixed order plus next-to-leading-log perturbative QCD calculations within uncertainties [6]. In central Au+Au collisions, suppression of electrons from the decays of hadrons containing heavy quarks has been measured relative to the yield in $p+p$ scaled by the number of nucleon-nucleon collisions, N_{coll} , suggesting that heavy quarks lose a significant amount of their initial energy [7]. The positive elliptic flow amplitude of these decay electrons implies that heavy quarks flow along with the light partons that compose the bulk of the medium. When considered together, the suppression and elliptic flow of these quarks are in qualitative agreement with calculations based on Langevin transport models that imply a viscosity to entropy density ratio close to the conjectured quantum lower bound of $1/4\pi$ [8–10].

A full understanding of these phenomena requires measurements of cold nuclear matter (CNM) effects, which are believed to be present in Au+Au collisions but are difficult to distinguish experimentally from effects due to interactions with the hot medium. Initial state effects, such as modification of the parton distribution functions in the nucleus, momentum broadening due to parton scattering in the nucleus, and CNM energy loss will affect heavy-quark production rates and cannot be accounted for with a reference from $p+p$ data [11–13]. It is therefore necessary to study $p+Au$ (or $d+Au$) collisions, where a hot

nuclear medium is not expected to form, to isolate these nuclear effects.

To this end, a vigorous experimental effort to quantify CNM effects is underway at RHIC. A mass-dependent Cronin enhancement has been observed for π , K , and p production [14, 15], where the p_T spectra of these hadrons in $d+Au$ collisions are hardened with respect to $p+p$. While overall J/ψ production is suppressed in $d+Au$ collisions, a broadening of the p_T spectrum is also observed [16, 17]. The relative strengths and centrality dependence of initial-state effects and breakup in the cold nuclear medium that contribute to these phenomena are not known. The study of mesons containing open heavy flavor can help disentangle these coexisting effects. This Letter presents measurements of p_T spectra and the nuclear modification factor (R_{dA}) of electrons and positrons from the decays of hadrons containing charm and bottom quarks (e_{HF}^{\pm}) produced in $d+Au$ collisions at $\sqrt{s_{NN}} = 200$ GeV. When combined with heavy-quark measurements from $p+p$ and Au+Au, this analysis provides a detailed study of the production of heavy quarks, the effects of production in a nucleus, and the dynamics of the hot nuclear medium.

The PHENIX experiment [18] sampled 80 nb^{-1} of integrated luminosity during the 2008 $d+Au$ run at RHIC, a factor of 30 increase over the 2003 $d+Au$ data set. The minimum bias (MB) trigger and event centrality are obtained from two beam-beam counters located at $3.1 < |\eta| < 3.9$ in pseudorapidity. The charge generated in the beam-beam counter facing the incoming Au nucleus is divided into four categories covering the 0–20%, 20–40%, 40–60%, and 60–88% most central collisions. As the MB-trigger efficiency is $88 \pm 4\%$ of the total $d+Au$ inelastic cross section, a correction factor is applied to the yield measured in the MB-triggered data sample to give a nonbiased sample, covering 100% of the $d+Au$ collision centrality.

This analysis considers electrons and positrons identified in the two PHENIX central arm spectrometers. Each arm covers an azimuthal angle $\Delta\phi = \pi/2$ and a pseudo-

rapidity range $|\eta| < 0.35$, and uses layers of multiwire proportional chambers and pad chambers for charged particle tracking. Ring-imaging Čerenkov (RICH) counters and electromagnetic calorimeters (EMCal) provide electron-identification and hadron-rejection capabilities. A coincidence of the MB trigger and a RICH hit matched with an energy deposit of at least 600 or 800 MeV in the EMCal functions as an electron trigger. At $p_T = 5$ GeV/ c , charged pions begin to radiate in the RICH, but matching requirements between the track's energy deposit in the EMCal and reconstructed momentum effectively eliminate hadron contamination out to $p_T = 8$ GeV/ c . Above this, hadronic contamination accounts for $20 \pm 10\%$ of the signal, and is subtracted. A full GEANT simulation of the PHENIX detector is used to correct for the incomplete azimuthal acceptance and electron-identification efficiency of the central-arm detectors.

Most of the electrons produced in collisions at RHIC come not from heavy-flavor decays, but from the neutral-pion Dalitz decay, $\pi^0 \rightarrow \gamma e^+ e^-$. The η Dalitz decay contributes about 10% of the electron background for $1 < p_T < 9$ GeV/ c . Other hadron decays (η' , ρ , ω , ϕ , Υ) add to the background at the few percent level. Internal and external conversions of direct photons, while negligible at $p_T < 2$ GeV/ c , are significant sources of electrons at high momentum. Electrons from the decay $J/\psi \rightarrow e^+ e^-$ are a significant source of background at intermediate p_T , and constitute a maximum of about 25% of the total electron background at $p_T = 5$ GeV/ c . Conversions of photons from hadron decays are significant at all momenta, however, the low material design of the PHENIX detector ensures that the number of these conversion electrons is less than half of that from neutral-pion Dalitz decay. In addition, electrons produced at displaced vertices from the K_{e3} decays of K mesons are misreconstructed by the PHENIX tracking algorithm and contribute about 3% of the total background at $p_T = 0.85$ GeV/ c , but quickly fall off to less than 1% at $p_T = 1.5$ GeV/ c .

Two independent methods are used to isolate the contribution of heavy flavor electrons. The cocktail method uses a Monte Carlo hadron decay generator to calculate the electron background from each relevant hadron species. The parametrization of the neutral-pion p_T spectrum is determined by a modified Hagedorn fit to pion data obtained from earlier measurements in d +Au [14, 19]. The shape of the p_T spectra of the other mesons is determined by m_T scaling the pion fit, that is, the variable substitution $p_T \rightarrow m_T = \sqrt{p_T^2 + (M_{\text{meson}}^2 - m_{\pi^0}^2)}$, and their normalization is set to world averages of the ratio of meson/ π^0 at high momentum [19, 20]. Direct-photon contributions are estimated by scaling the measured direct-photon yield in p + p by N_{coll} [21]. The number of conversion electrons is found by a full GEANT simulation of the PHENIX detector material, and a simi-

lar simulation, in conjunction with the actual PHENIX tracking algorithm, is used to estimate the K_{e3} decay background. Contributions from J/ψ decays are found by parameterizing the measured J/ψ spectrum from [16] for each centrality, for d +Au, and from [22] for p + p . The small background due to Υ decays and the Drell-Yan process are taken from [23], and scaled by N_{coll} for each centrality. The sum of these background sources is then subtracted from the inclusive electron measurement to give the heavy flavor contribution.

The second method of signal extraction is based on the fact that the vast majority of the background electrons are “photonic” in nature, i.e. they originate from either a real photon (the conversion electrons) or a virtual photon (the electrons from Dalitz decays), while signal electrons are nonphotonic. The inclusive yield of electrons in the standard detector configuration can be parametrized as

$$N_e^{\text{standard}} = N^\gamma + N^{\text{non}\gamma} \quad (1)$$

where N^γ ($N^{\text{non}\gamma}$) represents the photonic (nonphotonic) electron yield. The addition of extra material (the “converter”, a sheet of brass 1.68% of a radiation length thick, wrapped around the beam pipe) into the PHENIX aperture increases the photonic component by a factor R_γ , but attenuates the signal by an amount $(1-\epsilon)$, giving a total yield

$$N_e^{\text{converter}} = R_\gamma N^\gamma + (1-\epsilon) N^{\text{non}\gamma} \quad (2)$$

By modeling the converter material in simulation, the factors R_γ and ϵ are determined to be $2.32 \pm 2.7\%$ (with a slight p_T dependence), and $0.021 \pm 25\%$, respectively. The inclusive yields N_e^{standard} and $N_e^{\text{converter}}$ are measured by the PHENIX spectrometer, so a simultaneous solution of Eqs. (1) and (2) gives the quantity of interest $N^{\text{non}\gamma}$. The nonphotonic background sources, namely K_{e3} decays and the dielectron decays of the ρ , ω , ϕ , J/ψ , and Υ contribute about 10% of the total background at $p_T < 1$ GeV/ c , and are subtracted following the cocktail method described above. The converter method provides a robust but statistics-limited determination of the photonic background. Since the converter material creates an undesirable background for other measurements, only 3% of the d +Au data recorded by PHENIX in 2008 was taken with the converter installed.

A crucial cross-check of this measurement's accuracy is the consistency of these two independent background determination methods. A comparison of the photonic components of the cocktail (Dalitz decay electrons, conversions, and direct photons) to the photonic-electron signal extracted by the converter method shows agreement within 8% for all centralities (see inset of Fig. 1). Since the converter method gives a direct measurement of the photonic background, while the cocktail is a calculation that relies on simulation, the photonic components

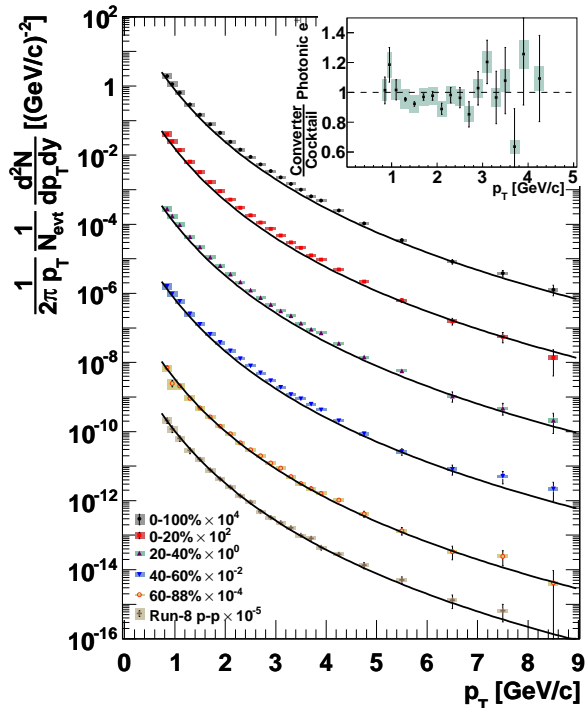


FIG. 1: (color online) Electrons from heavy flavor decays, separated by centrality. The lines represent a fit to the previous $p+p$ result [23], scaled by N_{coll} . The inset shows the ratio of photonic background electrons determined by the converter and cocktail methods for Minimum Bias $d+Au$ collisions, with error bars (boxes) that represent the statistical uncertainty on the converter data (systematic uncertainty on the photonic-electron cocktail). See text for details on uncertainties.

of the cocktail are scaled to match the converter data in each centrality by factors ranging from 0.92 to 1.01. Detailed descriptions of these methods can be found in [23].

Figure 1 shows the p_T spectrum of electrons from open heavy flavor decays for each $d+Au$ centrality bin, and for $p+p$ collisions that were measured during the same RHIC Run period with identical techniques. The heavy flavor electron yield is determined by the cocktail method, with photonic components scaled to match the converter data. The statistical (systematic) uncertainties are shown as bars (boxes) around the central values. The boxes contain the uncertainties in the solid angle correction, electron-identification efficiency, and trigger-bias correction. Added in quadrature with those is the uncertainty from the cocktail subtraction. The lines are a FONLL spectral shape [24] fitted to a previous $p+p$ heavy-flavor electron measurement [23], scaled by N_{coll}

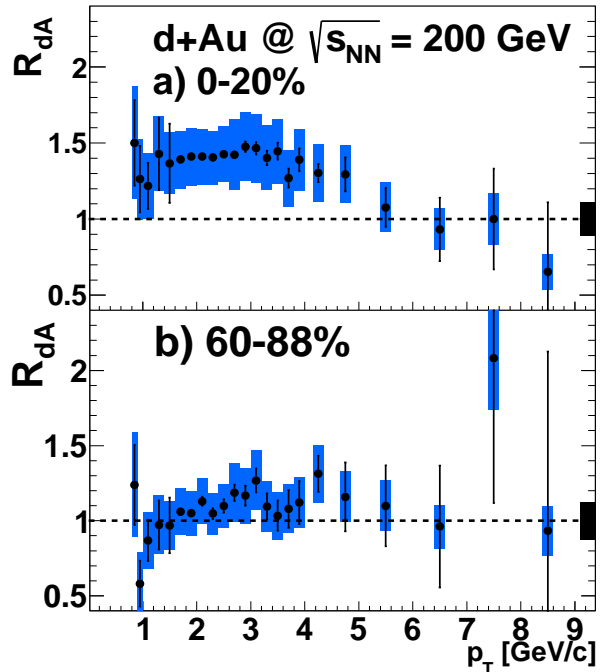


FIG. 2: (color online) The nuclear modification factor, R_{dA} , for electrons from open heavy flavor decays, for the (a) most central and (b) most peripheral centrality bins.

for each centrality. The $p+p$ data presented here are in good agreement with our previous $p+p$ results, however, the statistical uncertainties on the new data are $\sim 2\times$ larger. Fitting a constant to the ratio of the new data to the old yields a value of 0.97 ± 0.02 , with $\chi^2/\text{n.d.f} = 20.3/26$. The fact that the 2008 $p+p$ data agree with the previous $p+p$ data provides an important cross-check on the methods used to extract the 2008 $d+Au$ e_{HF}^{\pm} spectra.

Due to changes in the detector configuration that resulted in increased photon conversion background at low p_T , the signal to background at low p_T is not as good as it was in previous measurements. Coupled with the fact that $\sim 90\%$ of the electrons from charmed hadron decays fall below $p_T = 0.8$ GeV/ c , where the present data cut off, this means that the data do not place meaningful constraints on the total charm production cross section.

The $d+Au$ electron spectra are directly compared to the $p+p$ reference data by computing

$$R_{dA} = \frac{dN_{dA}^e/dp_T}{\langle N_{\text{coll}} \rangle \times dN_{pp}^e/dp_T} \quad (3)$$

for each centrality. Figure 2 shows R_{dA} as a function of p_T for the most-peripheral and most-central centrality bins. As in Fig. 1, the statistical (systematic) uncertainties are represented by bars (boxes). For points at $p_T < 1.6$ GeV/ c , R_{dA} is found by dividing point-by-point

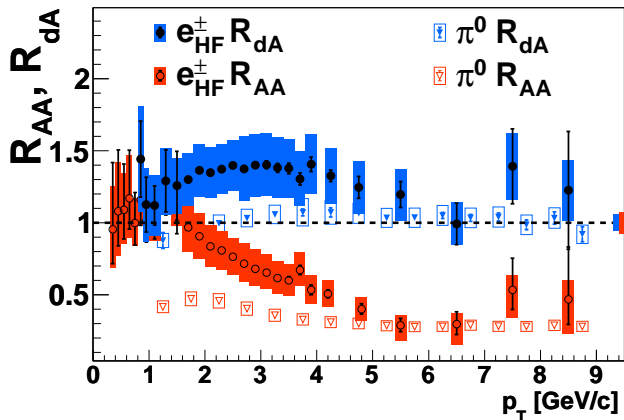


FIG. 3: (color online) The nuclear modification factors R_{dA} and R_{AA} for minimum bias $d+Au$ and $Au+Au$ collisions, for the π^0 and e_{HF}^{\pm} . The two boxes on the right side of the plot represent the global uncertainties in the $d+Au$ (left) and $Au+Au$ (right) values of N_{coll} . An additional common global scaling uncertainty of 9.7% on R_{dA} and R_{AA} from the $p+p$ reference data is omitted for clarity.

the $d+Au$ yield by the $p+p$ yield from [23]. At higher transverse momentum, where the $p+p$ heavy-flavor electron spectrum is consistent with a shape from pQCD, a fit to the spectral shape from the [24] calculations is used to represent the $p+p$ yield. The statistical uncertainty on the fit is included as a systematic uncertainty on the shape of R_{dA} by adding it in quadrature with the systematic uncertainties on the electron background subtraction and solid angle and efficiency corrections. The global scaling uncertainty from the uncertainty in N_{coll} and the total sampled $p+p$ luminosity is given by a box on the right. Note that the 2008 $p+p$ data shown in Fig. 1 could be used for the denominator of R_{dA} , however, the use of the more precise data from [23] gives a smaller uncertainty on R_{dA} .

The central R_{dA} shows an enhancement out to $p_T \approx 5$ GeV/c , and implies that the suppression of heavy flavor electrons in central $Au+Au$ collisions at RHIC is not an initial state CNM effect, but rather is due to the hot nuclear medium. The peripheral nuclear modification factor also shows some evidence of an enhancement, which is to be expected since even the most peripheral centrality bin in $d+Au$ samples a significant nuclear thickness. Although the techniques used here do not allow separation of electrons from charm and bottom decays from each other, measurements from $p+p$ show that $p_T = 5$ GeV/c is near the transition point where contributions from bottom quarks begin to dominate over charm [25]. Since the total charm cross section is expected to scale with N_{coll} , this enhancement below 5 GeV/c suggests a p_T broadening of the D spectral shape, with a mass dependence that roughly follows the previously observed trend in the π , K , and p families. The B spectrum may

also be modified, however, the uncertainties on the data and on the relative D and B contributions to the electron spectra preclude a precise determination of any effects.

The effects of cold nuclear matter are expected to be present in the initial state of $A+A$ collisions, however, this CNM enhancement is convolved with the suppressing effects of hot nuclear matter. Figure 3 shows R_{dA} and R_{AA} for e_{HF}^{\pm} and the neutral pion, for which only small CNM effects are observed [19, 26]. Above $p_T \approx 5$ GeV/c , where the CNM effects on both species are small, their R_{AA} values are consistent within uncertainties. However, in the range where CNM enhancement is large for e_{HF}^{\pm} and small on π^0 , the corresponding $e_{\text{HF}}^{\pm} R_{AA}$ values are consistently above the π^0 values. This could suggest that the difference in the initial state cold nuclear matter effects due to the mass-dependent Cronin enhancement is reflected in the final state spectra of these particles in $Au+Au$ collisions, although alternate explanations involving mass-dependent partonic energy loss in the hot medium are not ruled out.

In summary, we have observed an enhancement of electrons from heavy-flavor decays produced in central $d+Au$ collisions at $\sqrt{s_{NN}} = 200$ GeV . The previously observed suppression of these electrons in central $Au+Au$ collisions is therefore attributed to hot-nuclear-matter effects. We find that the π^0 and e_{HF}^{\pm} nuclear modification factors R_{AA} are consistent within uncertainties in the p_T range where CNM effects on both species are small. In the range where CNM enhancement of e_{HF}^{\pm} is significant in $d+Au$, these effects may also be apparent in the $Au+Au$ data.

We thank the staff of the Collider-Accelerator and Physics Departments at Brookhaven National Laboratory and the staff of the other PHENIX participating institutions for their vital contributions. We acknowledge support from the Office of Nuclear Physics in the Office of Science of the Department of Energy, the National Science Foundation, Abilene Christian University Research Council, Research Foundation of SUNY, and Dean of the College of Arts and Sciences, Vanderbilt University (U.S.A), Ministry of Education, Culture, Sports, Science, and Technology and the Japan Society for the Promotion of Science (Japan), Conselho Nacional de Desenvolvimento Científico e Tecnológico and Fundação de Amparo à Pesquisa do Estado de São Paulo (Brazil), Natural Science Foundation of China (P. R. China), Ministry of Education, Youth and Sports (Czech Republic), Centre National de la Recherche Scientifique, Commissariat à l'Énergie Atomique, and Institut National de Physique Nucléaire et de Physique des Particules (France), Bundesministerium für Bildung und Forschung, Deutscher Akademischer Austausch Dienst, and Alexander von Humboldt Stiftung (Germany), Hungarian National Science Fund, OTKA (Hungary), Department of Atomic Energy and Department of Science and Technology (India), Israel Science Foundation (Israel), National

Research Foundation and WCU program of the Ministry Education Science and Technology (Korea), Ministry of Education and Science, Russian Academy of Sciences, Federal Agency of Atomic Energy (Russia), VR and Wallenberg Foundation (Sweden), the U.S. Civilian Research and Development Foundation for the Independent States of the Former Soviet Union, the US-Hungarian Fulbright Foundation for Educational Exchange, and the US-Israel Binational Science Foundation.

* Deceased

† PHENIX Spokesperson: jacak@skipper.physics.sunysb.edu

- [1] K. Adcox et al. (PHENIX Collaboration), Nucl. Phys. A **757**, 184 (2005).
- [2] I. Arsene et al. (BRAHMS Collaboration), Nucl. Phys. A **757**, 1 (2005).
- [3] B. B. Back et al. (PHOBOS Collaboration), Nucl. Phys. A **757**, 28 (2005).
- [4] J. Adams et al. (STAR Collaboration), Nucl. Phys. A **757**, 102 (2005).
- [5] A. Adare et al. (PHENIX Collaboration), Phys. Rev. Lett. **104**, 132301 (2010).
- [6] A. Adare et al. (PHENIX Collaboration), Phys. Rev. Lett. **97**, 252002 (2006).
- [7] A. Adare et al. (PHENIX Collaboration), Phys. Rev. Lett. **98**, 172301 (2007).
- [8] G. D. Moore and D. Teaney, Phys. Rev. C **71**, 064904 (2005).
- [9] H. van Hees, V. Greco, and R. Rapp, Phys. Rev. C **73**, 034913 (2006).
- [10] P. K. Kovtun, D. T. Son, and A. O. Starinets, Phys. Rev. Lett. **94**, 111601 (2005).
- [11] R. Vogt, Int. J. Mod. Phys. E **12**, 211 (2003).
- [12] K. J. Eskola, H. Paukkunen, and C. A. Salgado, JHEP **04**, 065 (2009).
- [13] I. Vitev, Phys. Rev. C **75**, 064906 (2007).
- [14] S. S. Adler et al. (PHENIX Collaboration), Phys. Rev. C **74**, 024904 (2006).
- [15] J. Adams et al. (STAR Collaboration), Phys. Lett. B **637**, 161 (2006).
- [16] A. Adare et al. (PHENIX Collaboration), arXiv:1204.0777 (2012) and to be published.
- [17] A. Adare et al. (PHENIX Collaboration), Phys. Rev. Lett. **107**, 142301 (2011).
- [18] K. Adcox et al. (PHENIX Collaboration), Nucl. Instrum. Meth. A **499**, 469 (2003).
- [19] S. S. Adler et al. (PHENIX Collaboration), Phys. Rev. Lett. **98**, 172302 (2007).
- [20] K. Nakamura et al. (Particle Data Group Collaboration), Journ. Phys. G **37**, 075021 (2010).
- [21] S. S. Adler et al. (PHENIX Collaboration), Phys. Rev. Lett. **98**, 012002 (2007).
- [22] A. Adare et al. (PHENIX Collaboration), Phys. Rev. D **82**, 012001 (2010).
- [23] A. Adare et al. (PHENIX Collaboration), Phys. Rev. C **84**, 044905 (2011).
- [24] M. Cacciari, P. Nason, and R. Vogt, Phys. Rev. Lett. **95**, 122001 (2005).
- [25] A. Adare et al. (PHENIX Collaboration), Phys. Rev. Lett. **103**, 082002 (2009).
- [26] A. Adare et al. (PHENIX Collaboration), Phys. Rev. Lett. **101**, 232301 (2008).