

Conformality in many-flavour lattice QCD at strong coupling

Ph. de Forcrand^{a,b}, S. Kim^c, W. Unger^b

^a *CERN, Physics Department, TH Unit, CH-1211 Geneva 23, Switzerland*

^b *Institut für Theoretische Physik, ETH Zürich, CH-8093 Zürich, Switzerland*

^c *Department of Physics, Sejong University, Seoul 143-747, Korea*

It is widely believed that chiral symmetry is spontaneously broken at zero temperature in the strong coupling limit of staggered fermions, for any number of colors and flavors. Using Monte Carlo simulations, we show that this conventional wisdom, based on a mean-field analysis, is wrong. For sufficiently many fundamental flavors, chiral symmetry is restored via a bulk, first-order transition. This chirally symmetric phase appears to be analytically connected with the expected conformal window of many-flavor continuum QCD. We perform simulations in the chirally symmetric phase at zero quark mass for various system sizes L , and measure the torelon mass, the Dirac spectrum and the hadron spectrum. All masses go to zero with $1/L$. L is hence the only infrared length scale. Thus, the strong-coupling chirally restored phase appears as a convenient laboratory to study IR-conformality. Finally, we present a conjecture for the phase diagram of lattice QCD as a function of the bare coupling and the number of quark flavors.

PACS numbers: 11.30.Rd, 12.38.Gc, 12.60.-i

I. INTRODUCTION

The possibility that the Higgs boson could be a composite bound-state in a high-energy Technicolor theory [1] has generated considerable interest, especially in the lattice community. In particular, the requirement that the Technicolor theory be “walking” [2], in order to accommodate stringent bounds on flavor-changing neutral currents, has been the driving motivation behind several large-scale computer simulation efforts to determine the possible combinations of gauge groups and fermion contents leading to a conformal window.

To determine via lattice Monte Carlo simulations whether a given theory is inside the conformal window is particularly challenging, because it involves a triple difficulty: in order to identify (or not) an infrared fixed point (IRFP) which is the signature of a theory inside the conformal window, one must probe the extreme infrared properties of the theory, while at the same time taking the continuum limit of the lattice discretization, and controlling the limit when the quarks become massless. This compounded difficulty may explain why, in spite of considerable efforts, there is no consensus yet on the minimum number N_f^* of quark flavors needed for QCD to be inside the conformal window [3]. A numerical demonstration of walking has been provided only recently, in a toy model, the 2- d $O(3)$ model at vacuum angle $\theta \approx \pi$ [4].

Here, we relax the demand that results should be obtained in the continuum limit. On a coarse lattice, long-distance properties can be studied more economically. While such properties may differ from those of the corresponding continuum theory, it may still be instructive to consider the possible existence of an IRFP for a discretized lattice theory. The phase diagram of $SU(N_c)$ gauge theory with N_f fundamental fermions, as a function of N_f and the bare gauge coupling, has been predicted in the celebrated Ref. [5], which serves as a guide to understand the results of Monte Carlo simulations performed at finite bare coupling. It is important to confront these predictions with uncontroversial numerical evidence. Therefore, we start our investigation by considering the strong coupling limit, where the lattice is maximally coarse.

Note that we consider standard staggered fermions, and (away from the strong-coupling limit) the standard plaquette action. Other discretizations could lead to different results, since only the continuum limit is universal.

The conventional wisdom for strong coupling QCD with staggered fermions is that chiral symmetry remains always broken at zero temperature, regardless of the number of colors and flavors. This belief is based on mean-field analyses performed in some of the earliest papers on lattice QCD. In particular, it was shown in [6] that at leading order in a $1/d$ expansion, the chiral condensate has a value independent of N_f and N_c , but depends only on the number d of spatial dimensions:

$$\langle \psi \bar{\psi} \rangle(T=0) = \sqrt{\frac{2}{d}} \left(1 - \frac{1}{4d}\right) \quad (1)$$

Chiral symmetry may be restored by increasing the temperature T . Following the approach of [7], where explicit results are provided for a few small values of N_c and N_f , we calculated the chiral restoration temperature aT_c and

found that it is indeed non-zero for all N_f , and independent of N_c to leading order in $1/N_f$:

$$aT_c = \frac{d}{4} + \frac{d}{8} \frac{N_c}{N_f} + \mathcal{O}\left(\frac{1}{N_f^2}\right) \quad (2)$$

Hence chiral symmetry will never be restored at zero temperature, according to the mean-field analysis. Since mean-field theory is expected to work well when the number of d.o.f. per site is large (e.g. providing exact results in the Gross-Neveu model for $N_f \rightarrow \infty$), there was no reason to doubt the validity of this finding. Besides, it is in accord with the intuition that the gauge field is maximally disordered in the strong-coupling limit, and that this disorder will drive chiral symmetry breaking.

On the other hand, one naively should expect the above disorder to be modified by dynamical fermions, which have an ordering effect. Indeed, the loop expansion of the determinant shows that the fermionic effective action induced by dynamical fermions, $S_{\text{eff}} = -\log \det(\not{D} + m_q)$, starts with a positive plaquette coupling $\Delta\beta$, proportional to $1/m_q^4$ for heavy quarks, which has been studied numerically in [8]. Clearly, for N_f flavors the effective action is proportional to N_f , and $\Delta\beta$ grows proportionally. This plaquette term suppresses fluctuations in the gauge field, which suggests that chiral symmetry restoration might take place for sufficiently large N_f .

II. MONTE CARLO RESULTS

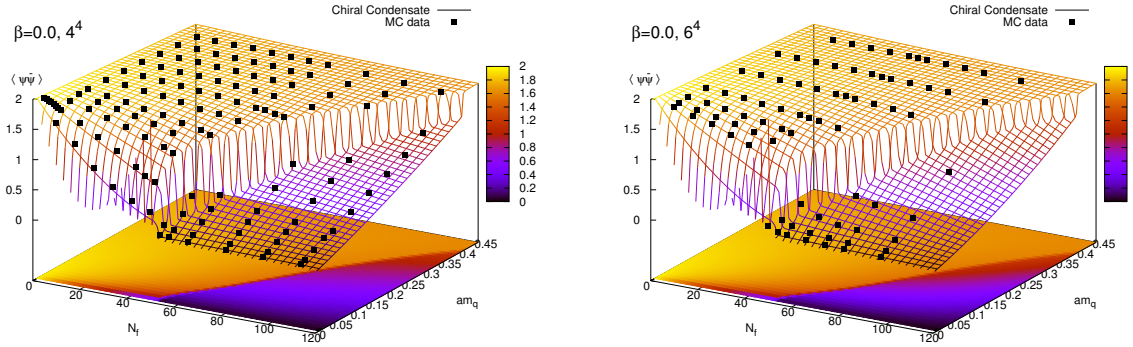


FIG. 1: The chiral condensate at strong coupling, $\beta = 0$, in the (N_f, am_q) plane, for 4^4 (left) and 6^4 (right) lattices.

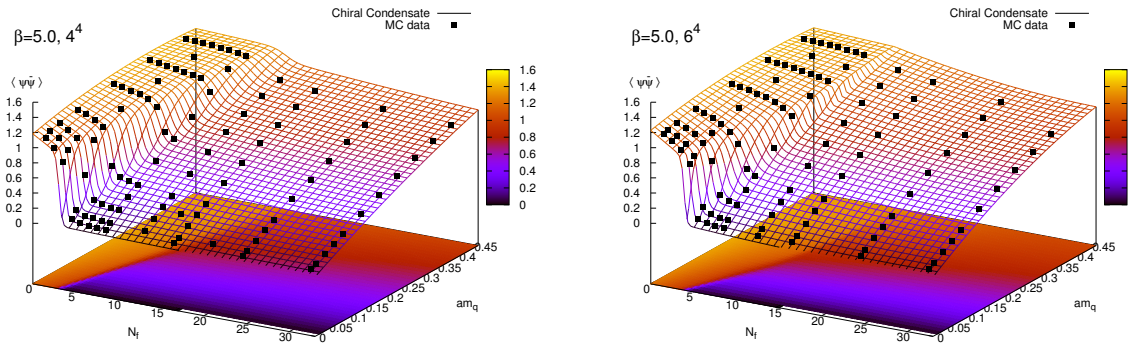


FIG. 2: The chiral condensate at weaker coupling, $\beta = 5$, in the (N_f, am_q) plane, for 4^4 (left) and 6^4 (right) lattices.

The only way to resolve this puzzle is to perform Monte Carlo simulations in the strong coupling limit of staggered fermions, to detect a possible chiral symmetry restoration for sufficiently large N_f . These simulations are straightforward, using the standard Hybrid Monte Carlo algorithm. As expected, the effect of increasing N_f on the chiral condensate is to reduce its magnitude. But it came as a surprise to find that the chiral condensate vanishes via a strong

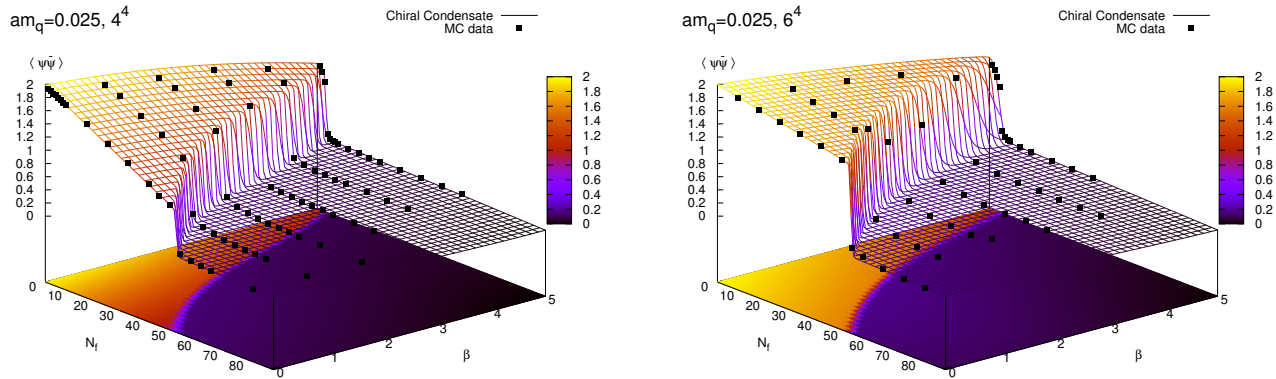


FIG. 3: The chiral condensate at $am_q = 0.025$ in the (N_f, β) plane, for 4^4 (left) and 6^4 (right) lattices. The phase transition remains strongly first order at weaker coupling. The contour plot indicates the qualitative behaviour of the phase boundary, extending to weaker coupling.

first-order transition at $N_f^c \simeq 52$ continuum flavors in the chiral limit (i.e. $N_f^c/4 \simeq 13$ staggered fermion fields). In the broken phase, the chiral condensate remains almost constant. It vanishes in the chiral limit due to finite-size effects only. In contrast, in the chirally restored phase the condensate is caused by explicit symmetry breaking and is proportional to the quark mass. This is illustrated Fig. 1, where the condensate is shown as a function of N_f and bare quark mass (am_q). Moreover, this N_f -driven transition turns out to be a bulk, zero-temperature transition, which can be seen by the fact that finite-size effects on the phase boundary are small when comparing two different system sizes 4^4 and 6^4 , as shown Fig. 1 (left and right).

One also observes in these figures that the critical number of flavors increases with the quark mass. This is easy to understand: heavier quarks have a weaker ordering effect, so that the induced plaquette coupling $\Delta\beta$ decreases if one keeps N_f fixed. It takes more flavors to keep the system chirally symmetric. Hence, N_f^c increases, and for heavy quarks should obey $N_f^c \propto (am_q)^4$.

One can now go back to the mean-field treatment and trace the origin of its failure. Two kinds of terms at least are neglected: (i) multiple meson hopping along a given link, and (ii) baryon loops. These terms amount to corrections $\mathcal{O}(N_f/N_c)$ and $\mathcal{O}(\hat{N}_f/d^2)$, respectively, where $\hat{N}_f = N_f/4$ is the number of staggered fields, and is normally set to 1 in the mean-field treatment. Here, we consider $\hat{N}_f \gtrsim 13$, and the previously neglected corrections become dominant. The conventional wisdom that chiral symmetry is always broken at $T = 0$ in the strong-coupling limit comes from mistakenly applying the lowest-order mean-field approximation in a regime where it is invalid.

Having established an N_f -driven phase transition in the strong-coupling limit, we may consider its impact on the lattice theory at non-zero lattice gauge coupling β as well. Since the transition is strongly first order, it has to persist for some range in β at least. Hence we have compared the strong coupling phase diagram with the phase diagram at weaker coupling $\beta = 5$, illustrated Fig. 2. We find a similar qualitative behavior, but with N_f^c drastically reduced to $\mathcal{O}(10)$. Finite-size effects are more pronounced, but the transition still seems to be a first-order bulk transition.

In fact, we find a smooth variation of the N_f -driven transition with β at a given small quark mass $am_q = 0.025$, as shown Fig. 3. The transition extends to weak coupling, at least to $\beta = 5$, and remains strongly first-order. Thus, it is plausible that this transition, which separates a chirally broken (small N_f) and a chirally symmetric (large N_f) phase, persists all the way to the $\beta \rightarrow \infty$ continuum limit, where it is to be identified with the transition at $N_f = N_f^*$ between the chirally broken and the IR-conformal, chirally symmetric phase. In other words, our chirally restored phase may be analytically connected to the conformal window in the continuum limit, because we do not observe any additional non-analyticity as β is increased.

This possibility motivates our study of the properties of the strong-coupling chirally symmetric phase, looking for tests of IR-conformality.

III. LOOKING FOR CONFORMALITY IN THE CHIRALLY SYMMETRIC PHASE

It is natural to ask whether the chirally restored phase is connected to the conformal window, i.e. whether the chirally restored phase at strong coupling is also IR-conformal. And if this is indeed the case, the next obvious

question is whether this IR-conformal phase is trivial, ie. whether the IR fixed point coupling is zero or not. In this section we present measurements of gluonic and fermionic observables chosen to address these questions: the torelon mass from which we define a running coupling, the Dirac eigenvalue spectrum, and the hadron spectrum. Our results support the following conclusion: the strong-coupling chirally symmetric phase is indeed IR-conformal, and it is non-trivial.

The simulations performed here are all in the chirally symmetric phase at zero plaquette coupling, with $N_f = 56$ and 96 continuum flavors, and with lattices of size $4^3 \times 16$, $6^3 \times 16$, $8^3 \times 16$, $10^3 \times 20$ and $12^3 \times 24$. The quark mass is set exactly to zero unless specified otherwise. We will see below that the Dirac operator has a spectral gap in the symmetric phase, which makes a study of the massless theory within reach of modest computer resources. Moreover, having one infrared scale, the system size L , rather than two scales (L and $1/m_q$) is of great advantage when analyzing the results.

Let us mention the average plaquette values which we measure: ≈ 0.35 and ≈ 0.52 for $N_f = 56$ and 96, respectively (normalized to 1 for the free field). So we are very far from a plaquette value of 0, corresponding to maximally disordered gauge fields and achieved for $N_f = 0$: the ordering effect of the dynamical fermions plays a dominant role in our case, and the vanishing of the plaquette coupling is not associated with special properties.

A. Characterizing the chirally restored phase: (I) The Torem Mass

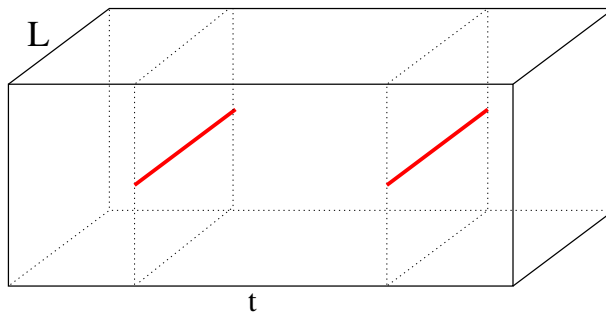


FIG. 4: Torem correlator

The “torem” is a gluonic excitation which is topologically non-trivial: it is excited by any Wilson loop which wraps around the spatial boundary in one direction, for instance, as illustrated Fig. 4,

$$T_i(t) = \text{Tr} \prod_{k=0}^{L-1} U_i(\vec{x} + k\hat{i}, t), \quad (3)$$

where $i = 1, 2, 3$ is one of the spatial directions and \hat{i} the unit vector in that direction.¹ We extract the mass of this excitation from the exponential decay of the correlator $\langle T_i(0) T_i(t) \rangle$. To suppress excited states, we smear the links within each time-slice before constructing T_i . This observable has been used for a long time to extract the string tension σ in Yang-Mills theories [9]: it can be viewed as a loop of gluonic string, whose energy $m_T(L)$ grows with its length as σL . So our initial, naive expectation was to measure a mass $m_T(L)$ growing with L , until perhaps the string would break due to fermion-pair creation.

This is not at all what we observed. The dimensionless quantity which we measure, $am_T(L)$, *decreases* on larger lattices corresponding to a larger ratio L/a . Clearly, our theory is not confining. Moreover, as shown Fig. 5, the combination $Lm_T(L)$ is approximately constant as L is increased. So the torelon mass varies as $1/L$ (actually, for small L it initially decreases even faster with L as seen in the figure). Thus, there is no intrinsic mass scale which appears in this channel: the torelon mass is set by the system size L . This remarkable result is our first evidence that our theory is IR-conformal.

¹ We initially adopted periodic boundary conditions in space and anti-periodic in time for the fermion fields. However, the dynamical fermions drive T_i to negative values in this case, with a Z_2 degeneracy between the two complex Z_3 sectors. We occasionally observed tunneling of T_i between these two sectors, and long metastabilities. For this reason, we changed the spatial boundary conditions to anti-periodic, which makes $\langle T_i \rangle$ real positive.

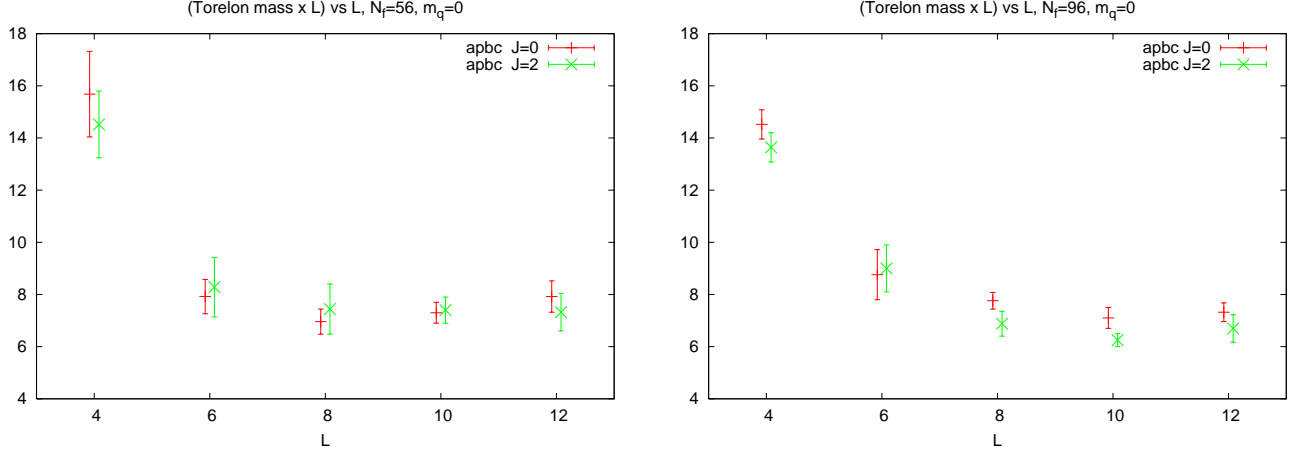


FIG. 5: The torelon mass $m_T(L)$ multiplied by L versus L , left: $N_f = 56$, right: $N_f = 96$ (for anti-periodic boundary conditions).

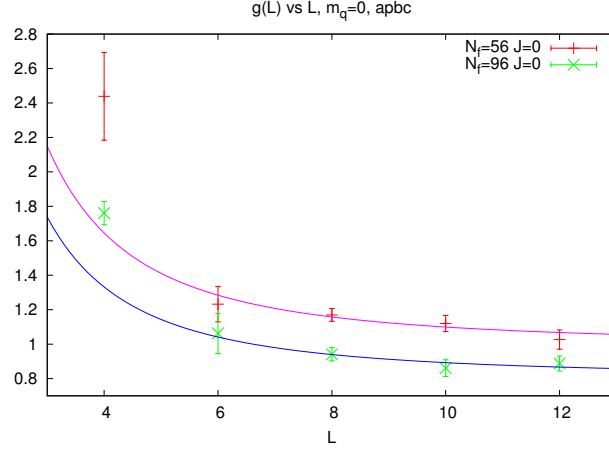


FIG. 6: The running coupling $g(L)$ defined via the temperature-dependence of the Debye mass, which is identified with the torelon mass, for $N_f = 56$ and 96 . For each N_f , the curve is a fit to a constant plus $(a/L)^2$ corrections of the 4 largest volumes. The larger N_f has a smaller coupling.

We actually combined the $T_i(t), i \in \{1, 2, 3\}$ into two representations of the cubic discrete rotation group: the A_1^+ (corresponding to a 0^+ representation of $O(3)$) and the E^+ (corresponding to a 2^+ representation of $O(3)$). The mass of the E^+ seems to be slightly smaller, as observed in small-volume analytic Yang-Mills calculations [10].

Now, by relabelling the spatial direction i as the imaginary time direction, one realizes that we are measuring the correlation of two time-like Polyakov loops, whose decay rate is governed by the Debye mass, given perturbatively at lowest order by

$$m_D(T) = 2gT \sqrt{\frac{N_c}{3} + \frac{N_f}{6}} \quad (4)$$

This expression allows us to *define* a running coupling $g(L)$ via

$$g(L) \equiv \frac{m_T(L)L}{2\sqrt{\frac{N_c}{3} + \frac{N_f}{6}}} \quad (5)$$

and we see that, in this scheme, our running coupling seems to go to a non-zero constant as L increases (although one cannot exclude, of course, that it slowly goes to zero). Therefore, we have numerical evidence supporting the view that our strong-coupling, chirally symmetric theory is IR-conformal and non-trivial.

Interestingly, the extracted value of $g(L)$ approaches ~ 0.95 and ~ 0.80 for $N_f = 56$ and 96 respectively. So the IR fixed-point coupling value decreases as N_f increases. This is what one would expect: as N_f keeps increasing, the ordering effect of the fermions increases, and all Wilson loops are driven towards 1, their free field value. At the same time, any definition of a running coupling will approach zero. The theory becomes trivial for $N_f \rightarrow \infty$, even in the strong-coupling limit. We will come back to this point in Sec. IV.

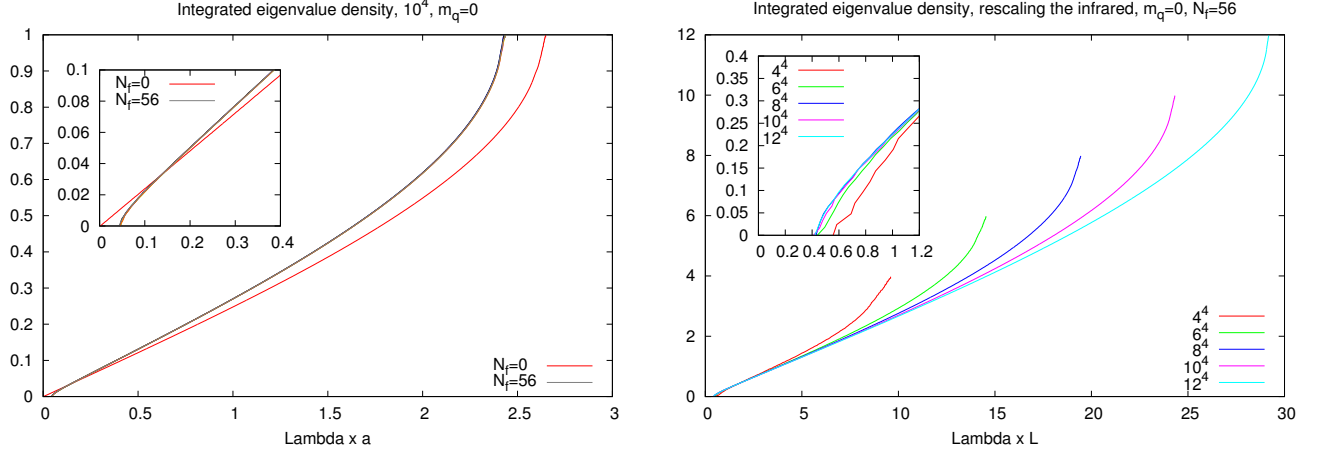


FIG. 7: The integrated eigenvalue density. Left: comparison of $N_f = 0$ (quenched) with $N_f = 56$ in the chirally restored phase, where only the latter shows a spectral gap. Right: The rescaled spectral gap, indicating $1/L$ scaling.

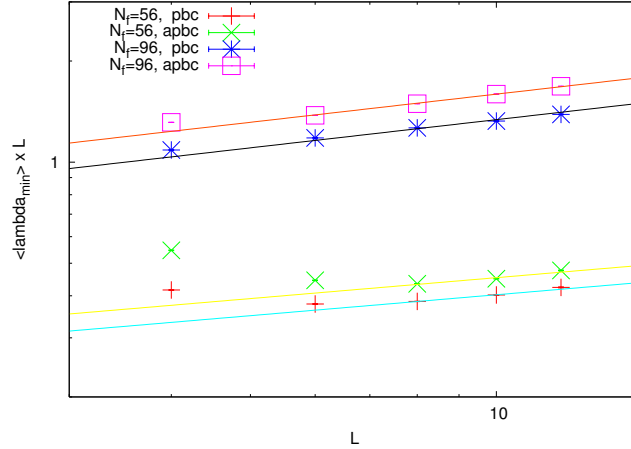


FIG. 8: The anomalous dimension from fits to the spectral gap for $N_f = 56, 96$ with periodic and anti-periodic boundary conditions. Fitted exponents to the three largest volumes are $\gamma^* \sim 0.26$ for $N_f = 56$ and $\gamma^* \sim 0.38$ for $N_f = 96$.

B. Characterizing the chirally restored phase: (II) Dirac Spectrum

We now turn to fermionic properties, starting with the spectrum of the Dirac operator. We have analyzed the Dirac eigenvalue spectrum of the configurations in our Monte Carlo ensembles, using a Lanczos algorithm to obtain an approximation of the whole spectral density and an Arnoldi method to extract the smallest eigenvalues to high accuracy. The observable shown in Fig. 7 is the integrated eigenvalue density, defined as:

$$\int_0^\lambda \rho(\bar{\lambda}) d\bar{\lambda} = \frac{\text{rank}(\lambda)}{\text{rank}(\text{Dirac matrix})} \in [0, 1]. \quad (6)$$

This function of λ counts the fraction of eigenvalues smaller than λ . Its derivative is simply the eigenvalue density $\rho(\lambda)$. We first compare this observable on quenched configurations ($N_f = 0$) and in the chirally symmetric phase ($N_f = 56$). In Fig. 7 (left), 10 curves for 10 configurations are superimposed: variations in the spectrum are very small.

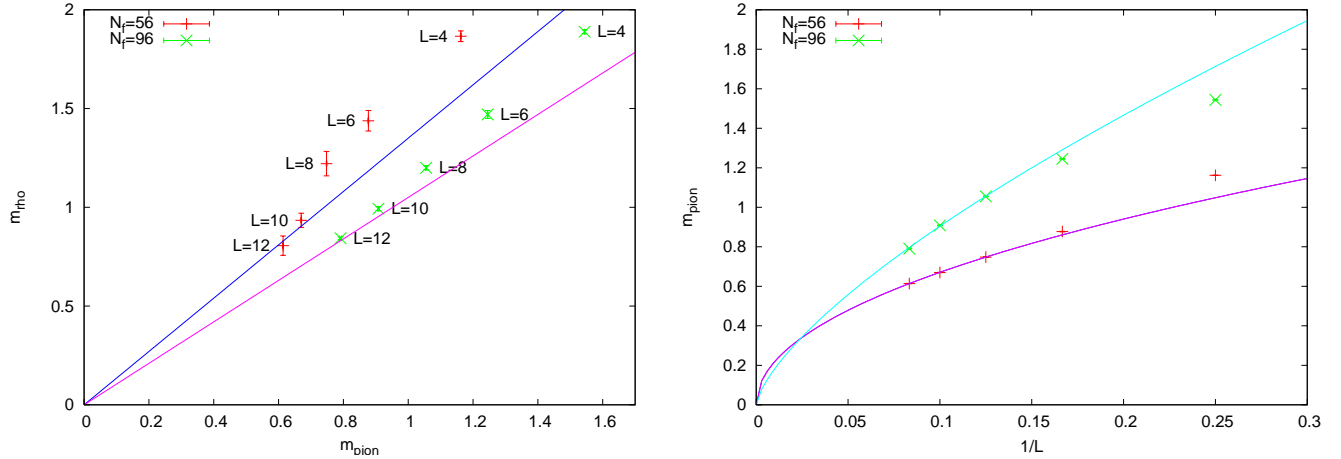


FIG. 9: Left: meson masses m_{π} and m_{ρ} for various system sizes L , showing a fast decrease of the masses as L increases, while the mass ratio remains more or less constant. Right: pion mass as a function of $1/L$, with the three largest volumes fitted by the ansatz $(1/L)^{1/(1+\gamma^*)}$, yielding $\gamma^* \sim 1.0$ and 0.4 for $N_f = 56$ and 96 , respectively.

We observe that $N_f = 0$ and $N_f = 56$ spectra are similar in the ultraviolet, but differ in the infrared, as illustrated in the inset. The $N_f = 0$ curve starts linearly from the origin, reflecting an eigenvalue density approximately constant near $\lambda = 0$. On the contrary, the integrated eigenvalue density for $N_f = 56$ shows a spectral gap for small eigenvalues, which is of course consistent with chiral symmetry restoration according to the Banks-Casher relation, since $\rho(0) = 0$.

The crucial question is on which scale does this spectral gap depend. To answer this question, in Fig. 7 (right) we compare the integrated eigenvalue density at $N_f = 56$ for various lattice volumes, $L = 4, 6, 8, 10$ and 12 . As evidenced in the inset, we find that the spectral gap scales $\propto 1/L$ to a good approximation, which is a strong indication that our theory is IR-conformal²: There does not seem to be any length scale in the chirally restored phase other than the box size L .

Actually, small deviations from $1/L$ scaling allow us, in principle, to extract the anomalous mass dimension γ^* . We make such an attempt in Fig. 8, where the gap has been multiplied by L already: deviations from a constant are indicative of anomalous dimension, *provided* other corrections $\mathcal{O}((a/L)^2)$ are negligible. The effect of a finite system size L on the Dirac spectrum has not been analyzed yet. We have simply considered that the infrared conformal symmetry is explicitly broken by the infrared scale $1/L$, which is the analogue of an explicit breaking by a quark mass m_q . Consequently, we expect the mass gap to behave as $(1/L)^{1/(1+\gamma^*)}$. A crude fit based on our 3 largest volumes gives $\gamma^* \sim 0.26$ and 0.38 for $N_f = 56$ and 96 , respectively.

C. Characterizing the chirally restored phase: (III) Hadron Masses

Finally, we turn to hadron masses measured on our $N_f = 56$ and $N_f = 96$ Monte Carlo ensembles. Even though the quark mass is zero in these ensembles, we observe non-zero hadron masses. As expected, parity partners are degenerate since chiral symmetry is restored. Now, if our theory is IR-conformal, the masses which we measure are exclusively due to finite-size effects: all masses should go to zero as the lattice size L is increased. This is what we observe, as shown in Fig. 9 left: the “pion” and “rho” masses both decrease by a factor ~ 2 as the lattice size is increased from $L = 4$ to 12 . Notice however that the smallest mass is still > 0.6 , which is not very light.

Furthermore, one generally expects that the approach to zero should be the same for all hadrons, so that mass ratios should remain constant as $L \rightarrow \infty$. Note that there may be exceptions to this “rule”: in the $2d$ $O(3)$ sigma model near $\theta = \pi$, the mass of the $O(3)$ singlet state approaches zero faster than that of the $O(3)$ triplet as θ approaches π [11]. Here, our Fig. 9 left would show all data points aligned on “rays” going through the origin if mass ratios were constant. One can see deviations from this behavior, which perhaps are caused by the not-too-light masses which we measure. Another possible cause is technical: as L is increased, the groundstate masses in each channel decrease,

² If one would take the limits $L \rightarrow \infty$ first, then $m_q \rightarrow 0$, the expected spectral density for a conformal theory would be $\rho(\lambda) \sim \lambda^{(3-\gamma^*)/(1+\gamma^*)}$. Here, we take the opposite order of limits.

but so do also the mass differences between groundstate and excited states. It becomes more difficult to extract the groundstate mass, and our lattices are likely too short to properly control this source of systematic error.

Nevertheless, we show in Fig. 9 right the mass of the “pion”, in which we have the most confidence, as a function of $1/L$. Since $1/L$ breaks the conformal symmetry much like a quark mass m_q would, we expect that the pion mass should scale the same way, namely as $(1/L)^{1/(1+\gamma^*)}$, if L is large enough. A fit to our three largest system sizes gives $\gamma^* \sim 1.0$ and 0.4 for $N_f = 56$ and 96 , respectively.

IV. THE CONJECTURED PHASE DIAGRAM

Using both gluonic and fermionic observables, we have presented evidence that the chirally restored phase at strong coupling is IR-conformal and non-trivial, and speculated about a connection to the conformal window in the continuum. We now want to propose a phase diagram sketched in Fig. 10, as a function of the plaquette coupling $\beta = 6/g_0^2$ and of the number of fundamental flavors N_f . This conjectured phase diagram can be compared with, e.g., those of Ref. [5, 12]: one can see substantial differences. The essential feature of our phase diagram is that the $\beta = 0$ IR-conformal phase is analytically connected with the weak-coupling, continuum IR-conformal phase. This is the simplest scenario, supported by our exploratory scan in β shown Fig. 3. A single phase transition line $N_f^c(\beta)$ separates the region of broken chiral symmetry at small N_f from the chirally symmetric region at large N_f . The transition is first-order, at least for some range of β starting from zero.

Furthermore, based on our results for the running coupling Fig. 6, we conjecture that for any finite β and $N_f > N_f^c(\beta)$, large- N_f lattice QCD is IR-conformal, with a non-trivial fixed-point coupling $g^* > 0$. This value changes continuously with (β, N_f) , reaching the value zero for $\beta = \infty, N_f > 33/2$ and for $N_f = \infty \forall \beta$, as indicated Fig. 10 left by a thick dotted line. g^* grows as one moves away from this dotted boundary towards the phase transition line.

An alternative scenario would be that the running coupling in Fig. 6 slowly approaches zero, and $g^* = 0$ for $N_f > 33/2$ for any β in the chirally symmetric phase. If the basin of attraction of the weak coupling trivial fixed point would extend all the way to the strong coupling limit, one should observe for the running coupling $g^2(L) \sim 1/\log(L/L_0)$, with $L_0 \sim \mathcal{O}(a)$. This possibility is indeed consistent with our numerical results Fig. 6 for the running coupling, but should give an anomalous mass dimension $\gamma^* = 0$, which is not favored by our other measurements. More careful, large-scale simulations are necessary to settle this issue.

Finally, one may consider the line $g^* = g_0$, with $g_0 = (2N_c/\beta)^{1/2}$, where the IR fixed-point coupling has the same value as the bare coupling, so that the coupling does not run as a function of the renormalization scale. This line starts at the point $(\beta = \infty, N_f = 33/2)$ where $g^* = g_0 = 0$. Its precise location depends on the chosen renormalization scheme. It is not associated with any kind of singularity of the free energy. There is no phase transition along this line.

We have determined the phase diagram in the strong-coupling region only. Studying the continuum limit is of course much more difficult, due to the large lattices that have to be used in order to control the finite size effects and the difficult control of lattice artifacts. We would like to suggest that the strong-coupling limit may represent an advantageous “poor man’s laboratory” for the study of $4d$ IR-conformal gauge theories. In particular, as illustrated Fig. 10 right, the range of scales over which conformal invariance applies for a given computing effort is greatly reduced at weak coupling: there, for a given lattice size N^4 , the scales are ordered as follows:

$$a \ll 1/\Lambda \ll L = Na. \quad (7)$$

where Λ is the scale generated by the asymptotically free gauge dynamics. In contrast, at strong coupling, where the lattice becomes maximally coarse, the hierarchy is:

$$a \sim 1/\Lambda \ll L = Na. \quad (8)$$

Hence the dynamical range of conformal invariance, characterized by the product $L\Lambda$, is maximized at $\beta = 0$ for a given lattice size $N = L/a$.

V. CONCLUSION

We have shown that for $\beta = 0$, contrary to common wisdom, there exists a strongly first-order, N_f -driven bulk transition to a chirally symmetric phase. In the chiral limit, the transition occurs for $N_f^c = 52(4)$ *continuum* flavors. This finding is in contrast to the mean-field prediction, whose failure can be traced back to approximations relying on N_f being small. Clearly, the conventional, automatic association of the strong-coupling limit with confinement and chiral symmetry breaking is too naive. Furthermore, the chirally restored phase extends to weak coupling.

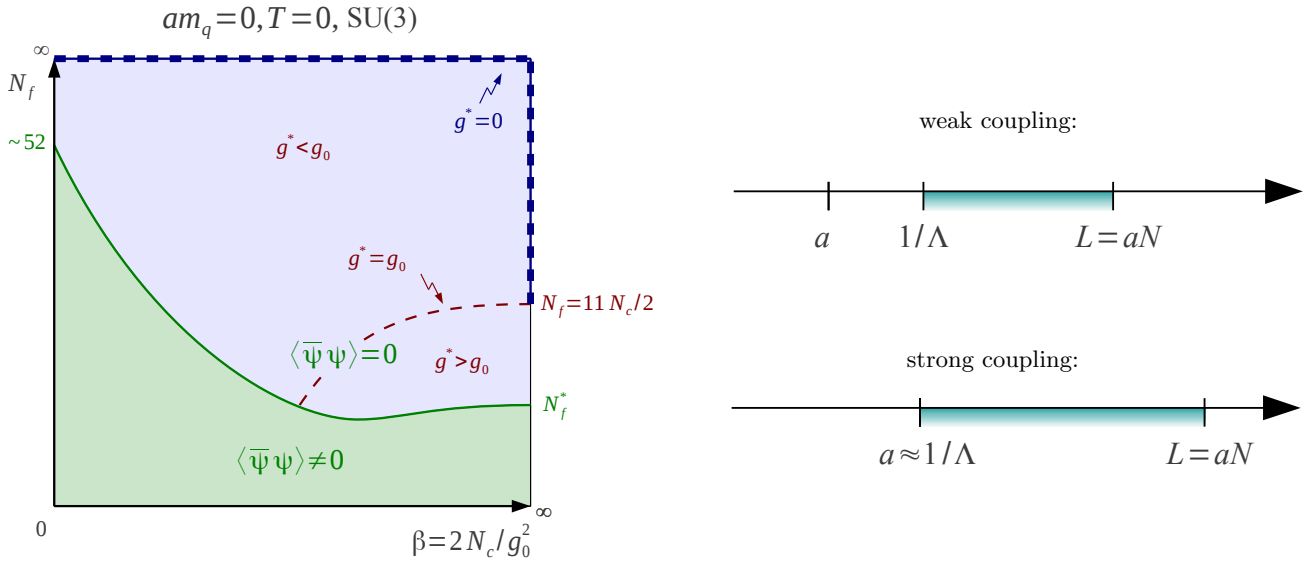


FIG. 10: Left: conjectured phase diagram in the (β, N_f) plane. A single phase transition line separates the chirally broken phase from the chirally symmetric, IR-conformal phase. The thick dotted line indicates trivial theories. Right: the ordering of scales at weak coupling (top) and strong coupling (bottom), indicating that the range of conformal invariance is larger in the latter case.

We have also shown numerical evidence that the $\beta = 0$ chirally restored phase of “large- N_f QCD” is IR-conformal, with a non-trivial, N_f -dependent value of the IR fixed-point coupling. We conclude that the strong-coupling limit is the laboratory of choice to study a 4d IR-conformal gauge theory. Simulations at large N_f and *zero* quark mass can be performed without too much computational effort since a gap appears in the Dirac spectrum. As N_f increases, the spectral gap increases, the average plaquette approaches 1, and the fixed-point coupling approaches 0. Setting the quark mass to zero eliminates one IR scale, leaving the system size L as the only remaining one. This greatly simplifies the analysis of simulation results.

Since we have not observed any evidence for an additional $T = 0$ phase transition as β is increased, we speculate that the strong coupling chirally symmetric, IR-conformal phase is analytically connected with the continuum IR-conformal phase.

One may ask how robust these statements are with respect to the particular discretization of the Dirac operator and the gauge action. While the quantitative details of the phase transition $N_f^c(\beta)$ will surely change, we think that the qualitative features will remain. Chiral symmetry breaking at strong coupling, for small N_f , is a general consequence of the disorder in the gauge field. The ordering effect of fermions also is generic. So we do expect a bulk transition, generically of first-order, as a function of N_f in the strong-coupling limit. Actually, such a transition was observed for Wilson fermions in Ref. [13]. At intermediate coupling, additional transitions may appear depending on the lattice action. Interestingly, a first-order transition to a chirally broken phase as β is reduced has been observed many times, for various lattice actions [14–18]. These transitions were observed for some fixed value of N_f . Here, we simply put all these earlier observations together. It is interesting that this phase transition is consistently of first-order. If the first-order nature persists all the way to the continuum limit, then walking dynamics will not be observed, and the transition to the conformal window will be characterized by “jumping dynamics”, as proposed by Sannino [19].

One may wonder what happens to the (β, N_f) phase diagram as the gauge group or the fermion content is changed. For 4d compact $U(1)$, the change would not be dramatic, because the strong-coupling behavior is much the same as for $SU(3)$: our first-order transition line would end at $(\beta \approx 1.01, N_f = 0)$ on the horizontal axis rather than on the vertical axis, and the region of triviality would cover the whole chirally symmetric phase, except for $N_f = 0$. For $SU(2)$ or $SU(3)$ with adjoint fermions, the change would be more significant: in the strong-coupling limit, increasing N_f would order the plaquette in the adjoint representation, not in the fundamental. Center monopoles would likely condense [20], and might delay or prevent the restoration of chiral symmetry.

Finally, there are many directions in which to extend this exploratory study. More observables, like the static potential and the Fredenhagen-Marcu order parameter, should be studied. Also, and to make contact with other numerical studies, a mass deformation could be introduced. As a first step in this direction, we show in Fig. 11 the quark mass dependence of the chiral condensate. This figure shows all the technical difficulties associated with

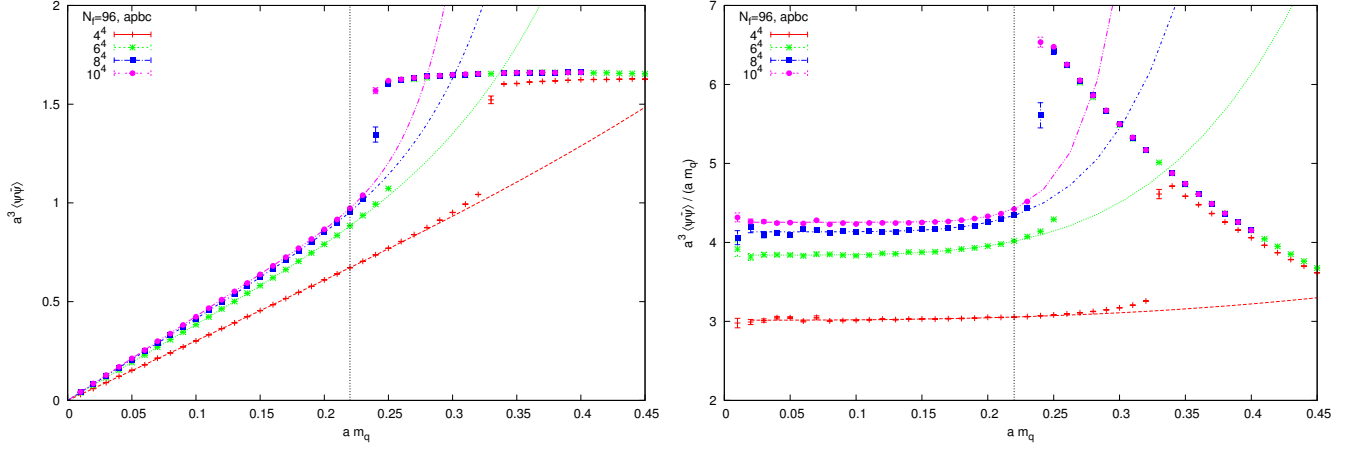


FIG. 11: Left: The chiral condensate as a function of the quark mass, showing clearly a linear relation as appropriate for the chirally symmetric phase. Deviations from linearity can be used to determine the mass anomalous dimension according to Eq. 9. Right: the same data, now divided by (am_q) to emphasize deviations from linear behaviour. The fitted values of γ^* depend on the fitting range (delimited by the vertical line), but tend to be negative (e.g. $\gamma^* \sim -0.5$ for $L = 10$).

extracting the anomalous dimension γ^* : Heavier fermions have less ordering effect, which triggers a phase transition back into the chirally broken phase for some critical fermion mass. Finite-size effects associated with that transition should not be included in the determination of γ^* . Moreover, the non-anomalous contributions $\langle \bar{\psi}\psi \rangle = c_1 m_q + c_2 m_q^3$ easily overwhelm the anomalous $m_q^{(3-\gamma^*)/(1+\gamma^*)}$. Actually, fits based on the ansatz

$$\langle \bar{\psi}\psi \rangle = c_1 m_q + c_2 m_q^{\frac{3-\gamma^*}{1+\gamma^*}} \quad (9)$$

favor negative values for γ^* , which crucially depend on the fitting range and the included analytic contributions. It seems that analyzing the Dirac spectrum provides better control of the systematics, as emphasized in [21].

VI. ACKNOWLEDGEMENTS

We are grateful for stimulating discussions with L. Del Debbio, A. Hasenfratz, A. Kovner, A. Patella, K. Rummukainen, F. Sannino, K. Splittorff and R. Zwicky. Computations have been carried out on the Brutus cluster at the ETH Zürich and on a small cluster in the Sejong University physics department. W. U is supported by the Swiss National Science Foundation under grant 200020-122117. S. K. is supported by Korea Foundation for International Cooperation of Science & Technology (KICOS).

-
- [1] S. Weinberg, Phys. Rev. D **13** (1976) 974; L. Susskind, Phys. Rev. D **20** (1979) 2619; E. Farhi and L. Susskind, Phys. Rev. D **20** (1979) 3404.
 - [2] B. Holdom, Phys. Rev. D **24** (1981) 1441; T. Appelquist and L. C. R. Wijewardhana, Phys. Rev. D **35** (1987) 774; D. D. Dietrich, F. Sannino and K. Tuominen, Phys. Rev. D **72** (2005) 055001 [hep-ph/0505059].
 - [3] For a review, see L. Del Debbio, arXiv:1102.4066 [hep-lat].
 - [4] P. de Forcrand, M. Pepe and U. -J. Wiese, arXiv:1204.4913 [hep-lat].
 - [5] V. A. Miransky and K. Yamawaki, Phys. Rev. D **55** (1997) 5051 [Erratum-ibid. D **56** (1997) 3768] [arXiv:9611142 [hep-th]].
 - [6] H. Kluberg-Stern, A. Morel and B. Petersson, Nucl. Phys. B **215** (1983) 527.
 - [7] P. H. Damgaard, D. Hochberg and N. Kawamoto, Phys. Lett. B **158** (1985) 239.
 - [8] A. Hasenfratz and T. A. DeGrand, Phys. Rev. D **49** (1994) 466 [hep-lat/9304001].
 - [9] C. Michael, Phys. Lett. B **232** (1989) 247.
 - [10] M. Luscher and G. Munster, Nucl. Phys. B **232** (1984) 445.
 - [11] D. Controzzi and G. Mussardo, Phys. Rev. Lett. **92** (2004) 021601 [arXiv:0307143 [hep-th]].
 - [12] T. Banks and A. Zaks, Nucl. Phys. B **196** (1982) 189.
 - [13] Y. Iwasaki, K. Kanaya, S. Sakai and T. Yoshie, Phys. Rev. Lett. **69** (1992) 21.

- [14] J. B. Kogut and D. K. Sinclair, Nucl. Phys. B **295** (1988) 465.
- [15] P. H. Damgaard, U. M. Heller, A. Krasnitz and P. Olesen, Phys. Lett. B **400** (1997) 169 [hep-lat/9701008].
- [16] A. Deuzeman, M. P. Lombardo and E. Pallante, Phys. Rev. D **82** (2010) 074503 [arXiv:0904.4662 [hep-ph]].
- [17] X. -Y. Jin and R. D. Mawhinney, PoS LATTICE **2011** (2011) 066 [arXiv:1203.5855 [hep-lat]].
- [18] A. Cheng, A. Hasenfratz and D. Schaich, Phys. Rev. D **85** (2012) 094509 [arXiv:1111.2317 [hep-lat]].
- [19] F. Sannino, arXiv:1205.4246 [hep-ph].
- [20] P. de Forcrand and O. Jahn, Nucl. Phys. B **651** (2003) 125 [arXiv:0211004 [hep-lat]].
- [21] A. Patella, [arXiv:1204.4432 [hep-lat]].