

Combined constraints on CP-violation in the Standard Model and beyond

S. Descotes-Genon^{a,b} (on behalf of the CKMfitter group)

^a Univ. Paris-Sud, Laboratoire de Physique Théorique, UMR 8627, 91405 Orsay Cedex, France

^b CNRS, 91405 Orsay, France

Abstract

I review the status of CP violation in the Standard Model from the combination of flavour constraints within the CKMfitter frequentist approach and I describe studies of New Physics restricted to the $\Delta F = 2$ sector to explain recent results on neutral-meson mixing. All results have been obtained using data available for the Winter 2012 conferences.

1. Standard Model global fit

In the Standard Model (SM), the weak charged-current transitions mix different quark generations, which is encoded in the unitary Cabibbo-Kobayashi-Maskawa (CKM) matrix. In the case of three generations of quarks, the physical content of this matrix reduces to four real parameters, among which one phase, the only source of CP violation in the quark sector. These four real parameters are defined in an phase-convention independent way:

$$\begin{aligned} \lambda^2 &= \frac{|V_{us}|^2}{|V_{ud}|^2 + |V_{us}|^2} & A^2 \lambda^4 &= \frac{|V_{cb}|^2}{|V_{ud}|^2 + |V_{us}|^2} \\ \bar{\rho} + i\bar{\eta} &= -\frac{V_{ud}V_{ub}^*}{V_{cd}V_{cb}^*}. \end{aligned} \quad (1)$$

As these parameters have been determined more and more precisely over the last decade, the attention has shifted from the pure metrology of the Standard Model to the investigation of deviations in flavour physics, tell-tale signs of New Physics (NP). The CKMfitter group follows this programme within a frequentist approach, using the Rfit model to describe systematic uncertainties [1]. A table of the inputs summarising the SM global fit is presented in Table 1. Low-energy strong interactions constitute a central issue in flavour physics, which explains the need for accurate inputs for hadronic quantities such as decay constants, form factors, bag parameters... We mostly rely on Lattice QCD simulations, with a specific averaging procedure (Educated Rfit) to combine the results from different collaborations. A similar approach is followed in order to combine the inclusive and exclusive determinations of $|V_{ub}|$ and $|V_{cb}|$.

An input which has varied recently is the angle γ ,

whose measurement is based on the interference between the colour-allowed $B^- \rightarrow D^0 K^-$ and colour-suppressed $B^- \rightarrow \bar{D}^0 K^-$ decays (as well as modes with similar flavour structure). The accuracy of the method is driven by the size of the ratio $r_B = |A_{\text{suppressed}}|/|A_{\text{allowed}}|$ typically of order 0.1-0.2. The different methods try to improve on this ratio by different choices of D decay channels: GLW (D into CP eigenstates), ADS ($D^{(*)}$ into doubly Cabibbo-suppressed states), GGSZ ($D^{(*)}$ into 3-body state and Dalitz analysis). Each method allows for a simultaneous determination of γ and the relevant hadronic quantities, in particular the ratio of amplitudes r_B and the relative phase between the suppressed and allowed amplitudes δ_B . Recent measurements for the ADS method from CDF [2] and Belle [3] in Summer 2011 and from LHCb [4] in Winter 2012 together with a more sophisticated statistical treatment of the nuisance parameters (constrained supremum) have led to a significant improvement for the input of the global fit corresponding to the combination of the three methods.

$\gamma(^{\circ})$	Summer 10	Summer 11	Winter 12
fit input	71_{-25}^{+21}	68_{-11}^{+10}	66_{-12}^{+12}
fit output	$67.2_{-3.9}^{+3.9}$	$67.3_{-3.5}^{+4.2}$	$67.1_{-4.3}^{+4.3}$

The fit results in the $(\bar{\rho}, \bar{\eta})$ plane are shown in Fig. 1, with the four real parameters describing the CKM matrix at 68% CL:

$$A = 0.812_{-0.022}^{+0.015}, \quad \lambda = 0.2254_{-0.0010}^{+0.0006}, \quad (3)$$

$$\bar{\rho} = 0.145_{-0.027}^{+0.027}, \quad \bar{\eta} = 0.343_{-0.015}^{+0.015}. \quad (4)$$

Even though there is a good overall agreement, the SM global fit exhibits a discrepancy between its various observables [6]. Indeed, the global fit χ_{min}^2 drops by 2.8σ if $\sin 2\beta$ or $B \rightarrow \tau\nu$ is removed from the inputs. Before

Quantity	Experimental information	Theoretical input
$ V_{ud} $	superallowed β decays	Ref. [5]
$ V_{us} $	WA $K_{\ell 3}, K_{\ell 2}, \pi_{\ell 2}, \tau \rightarrow K\nu_{\tau}, \tau \rightarrow \pi\nu_{\tau}$	$f_+(0) = 0.963 \pm 0.003 \pm 0.005$
ϵ_K	WA	$\hat{B}_K = 0.733 \pm 0.003 \pm 0.036$
$ V_{ub} $	$b \rightarrow u\ell\nu, B \rightarrow \pi\ell\nu$	$ V_{ub} \cdot 10^3 = 3.92 \pm 0.09 \pm 0.45$
$ V_{cb} $	$b \rightarrow c\ell\nu, B \rightarrow D^{(*)}\ell\nu$	$ V_{cb} \cdot 10^3 = 40.89 \pm 0.38 \pm 0.59$
Δm_d	WA $B_d - \bar{B}_d$ mixing	$B_{B_s}/B_{B_d} = 1.024 \pm 0.013 \pm 0.015$
Δm_s	WA $B_s - \bar{B}_s$ mixing	$B_{B_s} = 1.291 \pm 0.025 \pm 0.035$
β	WA $J/\psi K^{(*)}$	
α	WA $\pi\pi, \rho\pi, \rho\rho$	isospin
γ	WA $B \rightarrow D^{(*)}K^{(*)}$	GLW/ADS/GGSZ
$BR(B \rightarrow \tau\nu)$	$(1.73 \pm 0.35) \cdot 10^{-4}$	$f_{B_s}/f_{B_d} = 1.218 \pm 0.008 \pm 0.033$ $f_{B_s} = 229 \pm 2 \pm 6 \text{ MeV}$

Table 1: Summary of the inputs for the SM global fit. WA stands for "World average" from PDG or HFAG. For further details, see Ref. [1] and references therein.

claiming any effect from New Physics, one should consider possible sources for such a discrepancy within the SM. On the experimental side, both $\sin 2\beta$ or $B \rightarrow \tau\nu$ showed a good agreement between Babar and Belle. On the theoretical side, the issue is not restricted to the value of f_{B_d} since one observes a 2.9σ discrepancy from the ratio $BR(B \rightarrow \tau\nu)/\Delta m_d$, indicating that one needs to modify f_{B_d} without affecting $f_{B_d}\sqrt{B_{B_d}}$. Three solutions for this discrepancy could be: *a*) a change in the measurement of $B \rightarrow \tau\nu$ ¹, *b*) a correlated change in lattice estimates of f_{B_d} and B_{B_d} , with a value of B_{B_d} much smaller than 1 (vacuum saturation approximation), *c*) the presence of NP affecting the interpretation of the observables in terms of the CKM parameters.

2. $B_s \rightarrow \mu\mu$

The dileptonic decay of the B_s meson is among the most appealing laboratories to study scalar couplings in addition to the SM ones, and complements the current effort in measuring $B \rightarrow K^{(*)}\mu\mu$ observables. The experimental limits set by the Tevatron and LHC experiments on the dimuonic branching ratios [9, 10, 11] are already giving significant constraints on scenarios beyond the Standard Model. A main limitation in the current prediction arises from the knowledge of the decay

¹This is in particular suggested by the recent measurement of $BR(B \rightarrow \tau\nu)$ from Belle presented at ICHEP 2012 [8]. We do not include this result in these proceedings which correspond to the results available in Spring 2012. We invite the reader to browse through Ref. [1] to learn more on the impact of this new result.

constant f_{B_s} , as seen from the master formula:

$$BR[B_s \rightarrow \ell^+\ell^-]_{\text{SM}} = \frac{G_F^2 \alpha_{em}^2 f_{B_s}^2 m_\ell^2 m_{B_s} \tau_{B_s}}{16\pi^3 \sin^4 \theta_W^{\text{eff}}} \times \sqrt{1 - \frac{4m_\ell^2}{m_{B_s}^2} |V_{tb}^* V_{ts}|^2} Y^2 \left(\frac{\bar{m}_t(\mu_t)}{m_W^2} \right), \quad (5)$$

where Y is the Inami-Lim function at NLO in $O(\alpha_s)$ [7]. \bar{m}_t is the top quark mass defined in the $\overline{\text{MS}}$ scheme, considered at a scale $\mu_t = O(\bar{m}_t)$, G_F is the Fermi constant, $\sin^2 \theta_W^{\text{eff}}$ the electroweak mixing angle, and α_{em} the electromagnetic coupling constant at the Z pole, where we use the tree-level formula [12]:

$$\alpha_{em}(M_Z^2) = \frac{1}{\pi} \sqrt{2} G_F M_W^2 \sin^2 \theta_W = 1/127.46 \quad (6)$$

There are higher-order corrections to this formula, both in the electroweak and strong sectors, which we account for by varying the renormalisation scale μ_t between $\bar{m}_t/2$ and $2\bar{m}_t$. The global SM fit yields an accurate prediction for the branching ratio:

$$BR[B_s \rightarrow \mu^+\mu^-]_{\text{SM}} = (3.64_{-0.32}^{+0.21}) \cdot 10^{-9} \quad (7)$$

If we compare this prediction with other values in the literature [13, 14, 15], we find predictions spanning from 3.2 to 3.6, which may seem worrying considering that LHCb and CMS bounds ($4.5 \cdot 10^{-9}$ and $7.7 \cdot 10^{-9}$ at 95% CL respectively) are getting close to these values. A first source of discrepancy, discussed in Ref. [13], corresponds to the choice of schemes for the electroweak mixing angle and the top quark mass. Any scheme can be chosen a priori, but one would like to pick up the one minimising the higher-order electroweak corrections. But the set of NLO electroweak

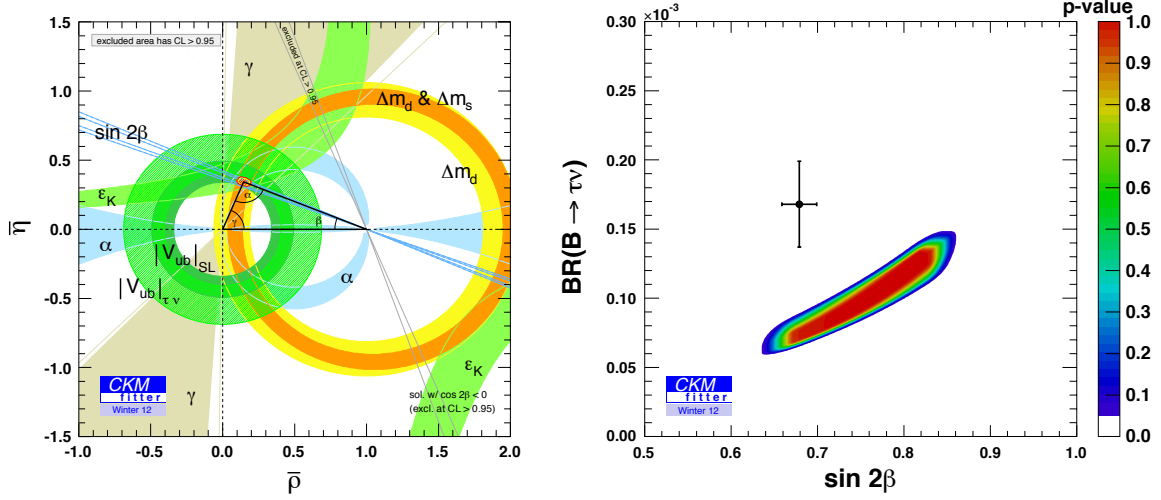


Figure 1: On the left: 95% CL constraints on the unitarity triangle from the SM global fit.. On the right: discrepancy between the measured values of $[\sin 2\beta, Br(B \rightarrow \tau\nu)]$ (cross) and the preferred values by the SM global fit (coloured region).

corrections to this process is not wholly known, so that we do not know the preferred scheme, and different schemes seem to lead to a significant variation in the central values. The case of $K \rightarrow \pi\nu\bar{\nu}$, where the NLO electroweak corrections are known, led the authors of Ref. [13] to prefer the scheme used here. However this leaves open the question of the systematic uncertainty due to our lack of knowledge about electroweak NLO corrections, which is not accounted for in the current predictions of the branching ratio [including Eq. (7)].

In any case, the difference between refs. [13, 14] and our result cannot be ascribed to a difference of schemes. But there are also differences in the inputs used in these references and in Eq. (7). Actually, when looking at the prediction from the SM global fit presented in Eq. (7), one should take into account the fact that the global fit constrains not only the value of the CKM matrix elements, but also some of the hadronic inputs. Indeed, $f_{B_s}^2$ is constrained indirectly by Δm_s and B_{B_s} as they are both known with a better accuracy from our average of lattice QCD results: the respective relative uncertainties for our inputs are 6 %, 3 % and 0.2 % for $f_{B_s}^2$, B_{B_s} and Δm_s . This leads the global fit to predict $f_{B_s} = 234^{+3}_{-8}$ MeV more accurately than the input in Table 1. The difference between the results of the SM global fit and Ref. [13] for $BR(B_s \rightarrow \mu\mu)$ can be illustrated by taking the ratio $\rho = BR[B_s \rightarrow \mu^+\mu^-]_{SM}/\Delta m_s$ to eliminate f_{B_s} ,

in favour of B_{B_s} and Δm_s :

$$\rho = \eta_Y^2 \frac{6\pi}{\eta_B} \left(\frac{\alpha_{em}}{4\pi \sin^2 \theta_W} \right)^2 \frac{m_\mu^2}{m_W^2} \frac{\tau_{B_s}}{\hat{B}_{B_s}} \frac{Y^2(x_t)}{S(x_t)} \quad (8)$$

and insert our best-fit values for the inputs, to be compared with Ref. [13]:

Value	Winter 2012 CKMfitter	[13]
\hat{B}_{B_s}	1.252	1.33
$\bar{m}_t(\bar{m}_t)$ (GeV)	165.1	163.5
Δm_s (ps ⁻¹)	17.73	17.77
τ_{B_s} (ps)	1.472	1.425
$BR(B_s \rightarrow \mu\mu)$	$3.6 \cdot 10^{-9}$	$3.2 \cdot 10^{-9}$

Hence, the choice of inputs in Ref. [13] and our improved knowledge of hadronic inputs due to the global fit yields the span of predictions in the literature.

Let us add that one should also include the effect of $\Delta\Gamma_s \neq 0$ to compare the theoretical branching ratio (computed at $t = 0$, i.e., without mixing) and the measurement at hadronic machines (integrating over time and thus including mixing) [16, 17, 18]. In the case of the Standard Model, the former should be 9% below the latter, bringing the LHCb upper limit even closer to the SM value predicted from the global fit Eq. (7).

3. New Physics in $\Delta F = 2$ operators: M_{12}

In addition to the discrepancy between $B \rightarrow \tau\nu$ and $\sin 2\beta$ present at the time of the Winter 2012 update,

a large set of information has been obtained concerning $B_s\bar{B}_s$ mixing, as well as intriguing results for the dimuon charge asymmetry. It is interesting in this context to look for NP in mixing, i.e., $\Delta B = 2$ operators, assuming that tree decays are not affected by NP effects [19, 20]. $B_q\bar{B}_q$ oscillations (with $q = d$ or $q = s$) are described by a Schrödinger equation with an evolution matrix for $|B_q(t)\rangle, |\bar{B}_q(t)\rangle$ of the form $M^q - i\Gamma^q/2$, with the hermitian mass and decay matrices M^q and Γ^q .

The physical eigenstates $|B_H^q\rangle$ and $|B_L^q\rangle$ with masses M_H^q, M_L^q and decay rates Γ_H^q, Γ_L^q are obtained by diagonalizing $M^q - i\Gamma^q/2$. The description of the $B_q\bar{B}_q$ oscillations involves the three physical quantities $|M_{12}^q|, |\Gamma_{12}^q|$ and the CP phase $\phi_q = \arg(-M_{12}^q/\Gamma_{12}^q)$. The average B_q mass and width is M_{B_q} and Γ_{B_q} , and the mass and width differences between B_L^q and B_H^q can be written as

$$\Delta M_q = M_H^q - M_L^q = 2|M_{12}^q|, \quad (9)$$

$$\Delta\Gamma_q = \Gamma_L^q - \Gamma_H^q = 2|\Gamma_{12}^q| \cos \phi_q, \quad (10)$$

A third quantity probing mixing is the semileptonic CP asymmetry,

$$a_{\text{fs}}^q = 2 \left(1 - \left| \frac{q}{p} \right| \right) = \text{Im} \frac{\Gamma_{12}^q}{M_{12}^q} = \frac{|\Gamma_{12}^q|}{|M_{12}^q|} \sin \phi_q \quad (11)$$

a_{fs}^q is the CP asymmetry in flavour-specific $B_q \rightarrow f$ decays (f being chosen so that the decays $\bar{B}_q \rightarrow f$ and $B_q \rightarrow \bar{f}$ are forbidden), denoted a_{SL}^q for f semileptonic.

These quantities are expected to be affected by NP differently. While M_{12}^q coming from box diagrams is very sensitive to NP both for B_d and B_s , Γ_{12}^q stems from tree-level decays and possible NP effects are generally expected to be smaller than the hadronic uncertainties from decay constants and bag parameters. Assuming that NP does not enter tree-level decays (a more specific definition can be found in Ref. [19]), a first natural model-independent approach to NP in $\Delta F = 2$ consists in changing the magnitude and/or the phase of M_{12}^q only. It is convenient to define the NP complex parameters Δ_q and ϕ_q^Δ ($q = d, s$) as $M_{12}^q \equiv M_{12}^{\text{SM},q} \cdot \Delta_q$, with

$$\Delta_q = |\Delta_q| e^{i\phi_q^\Delta}, \quad \phi_q = \phi_q^{\text{SM}} + \phi_q^\Delta. \quad (12)$$

New Physics in M_{12}^q will not only affect the neutral-meson mixing parameters, but also the time-dependent analyses of decays corresponding to an interference between mixing and decay.

The following inputs of the SM global fit are considered to be free from NP contributions in their extraction from experiment: $|V_{ud}|, |V_{us}|, |V_{ub}|, |V_{cb}|$ and γ . We also assume that the leptonic decay $B \rightarrow \tau\nu$ is SM-like. Under these assumptions, a reference unitarity triangle can

be constructed, with two solutions for the apex of the unitarity triangle (corresponding to the usual solution and the symmetric one with respect to the origin of the $(\bar{\rho}, \bar{\eta})$ plane). On the other hand, we use several observables, affected by NP in mixing, to determine Δ_d, Δ_s : the oscillation frequencies $\Delta m_d, \Delta m_s$, the lifetime difference $\Delta\Gamma_d$, the time dependent asymmetries related to ϕ_{B_d}, ϕ_{B_s} , the asymmetries $a_{\text{SL}}^d, a_{\text{SL}}^s, A_{\text{SL}}$, and finally α (from interference between decay and mixing).

In summer 2010 the CDF and DØ analyses of $B_s \rightarrow J/\psi\phi$ pointed towards a large negative value of ϕ_s^Δ , while simultaneously being consistent with the SM due to large errors. A large $\phi_s^\Delta < 0$ could accommodate DØ large negative value for the semileptonic CP asymmetry reading $A_{\text{SL}} = 0.6a_{\text{SL}}^d + 0.4a_{\text{SL}}^s$ [21] in terms of the individual semileptonic CP asymmetries in the B_d and B_s systems. Moreover, the discrepancy between $B(B \rightarrow \tau\nu)$ and the mixing-induced CP asymmetry in $B_d \rightarrow J/\psi K$ can be removed with $\phi_d^\Delta < 0$. The allowed range for ϕ_d^Δ implies a contribution to A_{SL} with the right (i.e. negative) sign. In our 2010 analysis [19] we have performed a simultaneous fit to CKM parameters, Δ_s and Δ_d in three generic scenarios in which NP is restricted to $\Delta F = 2$ flavour-changing neutral currents. The most general scenario (called Scenario I) treated Δ_s and Δ_d independently, corresponding to NP with arbitrary flavour structure. At that time, we found an excellent fit in this scenario, with all discrepancies alleviated through $\Delta_{d,s} \neq 1$. The recent LHCb measurement [22] of the CP phase $\phi_s^{\psi\phi}$ from $A_{\text{CP}}^{\text{mix}}(B_s \rightarrow J/\psi\phi)$ does not permit large deviations of ϕ_s^Δ from zero anymore, as indicated also by CDF [23]. In Ref. [20], we have reconsidered our NP scenarios with these additional data.

In Fig. 2, we show the results in the complex Δ_d and Δ_s planes. Δ_d and Δ_s are taken as independent in this scenario, but some of the constraints correlate them, such that A_{SL} from the inclusive dimuon asymmetry, and the ratio $\Delta m_d/\Delta m_s$. The figures should be understood as two-dimensional projections of a single multidimensional fit, and not as independent computations. On the left panel, The constraint from Δm_d in the $\text{Re}\Delta_d - \text{Im}\Delta_d$ plane shows two rings, related to the two allowed solutions for the reference triangle in the $\bar{\rho} - \bar{\eta}$ plane. In the combined fit, the inner ring in the complex Δ_d plane is disfavoured, leading to an allowed region for $|\Delta_d|$ compatible with the SM value $\Delta_d = 1$ at the 3σ level. The NP phase ϕ_d^Δ , mainly driven by the discrepancy between $BR(B \rightarrow \tau\nu)$ and $\sin 2\beta$, shows a clear deviation from the SM at the moment of the Winter 2012 update – a fit without $BR(B \rightarrow \tau\nu)$ (or with an updated value following Ref. [8]) yields ϕ_{Δ_d} in agreement with the SM. On the right panel, we see that the recent LHCb

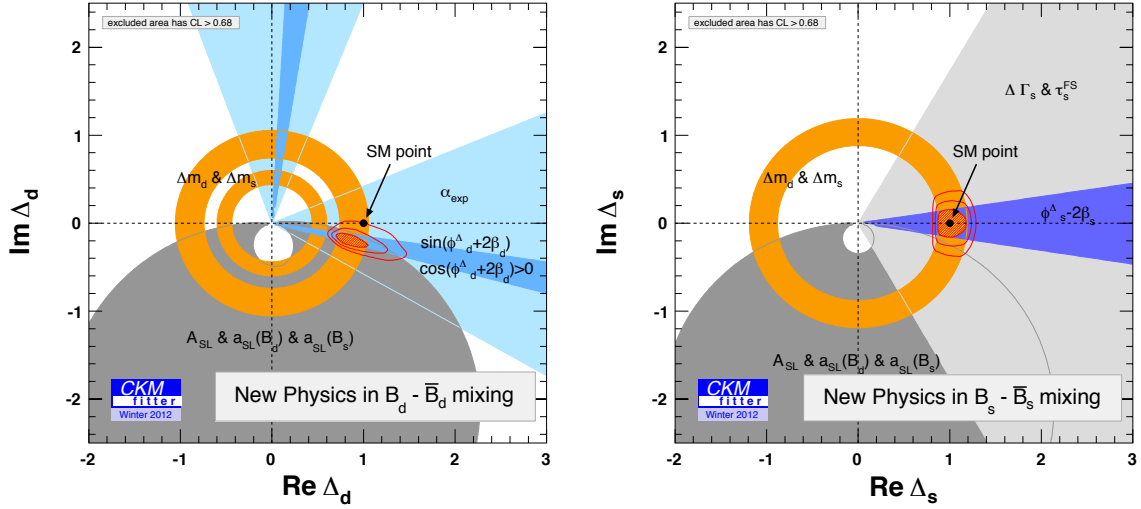


Figure 2: Constraint on the complex parameter Δ_d and Δ_s . For the individual constraints the coloured areas represent regions with $CL < 68.3\%$. For the combined fit the red area shows the region with $CL < 68.3\%$ while the two additional contour lines inscribe the regions with $CL < 95.45\%$, and $CL < 99.73\%$, respectively. We have $\text{Re } \Delta_d = 0.823^{+0.143}_{-0.095}$, $\text{Im } \Delta_d = -0.199^{+0.062}_{-0.048}$, $\text{Re } \Delta_s = 0.965^{+0.133}_{-0.078}$, and $\text{Im } \Delta_s = 0.00 \pm 0.10$. The p -value for the 2D SM hypothesis $\Delta_d = 1$ ($\Delta_s = 1$) is 3.0σ (0.0σ).

results have changed the constraints on $|\Delta_s|$ and our fit is significantly worse than in 2010 [19]. The value of $\phi_s^{u\phi}$ prevents large contributions to A_{SL} from B_s so that the two measurements do not show a good compatibility. We obtain pull values for A_{SL} and $\phi_s^\Delta - 2\beta_s$ of 3.0σ and 2.7σ respectively (it was 1.2σ and 0.5σ in Ref. [19]).

4. New Physics in $\Delta F = 2$ operators: Γ_{12}

In view of these results, new CP-violating contribution to Γ_{12}^s can be advocated to explain the $D\emptyset$ measurement of A_{SL} [21]. It amounts to postulating new B_s decay channels with large branching fraction. This induces a SM deviation in $\Delta\Gamma_s$ as Γ_{12}^s is dominated by the CKM-favoured tree-level decay $b \rightarrow c\bar{c}s$. Any new decay mode increases the total B_s width, whereas the measured $\Gamma_s/\Gamma_d = 0.998 \pm 0.014 \pm 0.012$ agrees with the SM expectation $0 \leq \Gamma_s/\Gamma_d - 1 \leq 4 \cdot 10^{-4}$. The new interaction opens $b \rightarrow s$ decay modes affecting precisely measured inclusive B_d and B^+ quantities [19]. New decays mediated by a particle with mass $M > M_W$ will add a term of $O(M_W^4/M^4)$ to $\Gamma_{12}^s/\Gamma_{12}^{\text{SM},s}$, whereas Δ_s normally gets a larger contribution of $O(M_W^2/M^2)$. In models enhancing modes with a fermion pair (f, \bar{f}) , one can solve this problem with chirality suppression. The extra contribution to M_{12}^s is down by a factor of m_f^2/M^2 , while that to Γ_{12}^s is affected by the milder factor of m_f^2/m_b^2 . However

quantities like $\Gamma_{d,s}$ will not be chirality suppressed. It seems thus hard to add large NP effects to Γ_{12}^s without spoiling the agreement of well-measured with the SM.

Phenomenologically it is much easier to postulate NP in Γ_{12}^d as it stems from Cabibbo-suppressed decay modes like $b \rightarrow c\bar{c}s d$. Chirality suppression can be invoked to avoid problems with M_{12}^d , and there is no problem with inclusive decay observables like the semileptonic branching fraction or the unmeasured $\Delta\Gamma_d$. In Ref. [20], we have studied a new scenario (Scenario IV) including the possibility of NP in $\Gamma_{12}^{d,s}$. It enables NP in the $|\Delta F| = 1$ transitions contributing to Γ_{12}^q , but not in other $|\Delta F| = 1$ quantities entering our fits, such as $BR(B \rightarrow \tau\nu)$. No new CP phase in $b \rightarrow c\bar{c}s$, which would change $\phi_{d,s}^\Delta$, is considered. We introduce new parameters

$$\delta_q = \Gamma_{12}^q/M_{12}^q/\text{Re}(\Gamma_{12}^{\text{SM},q}/M_{12}^{\text{SM},q}) \quad q = d, s \quad (13)$$

$\text{Re } \delta_q, \text{Im } \delta_q$ amount to $(\Delta\Gamma_q/\Delta M_q)/(\Delta\Gamma_q^{\text{SM}}/\Delta M_q^{\text{SM}})$ and $-a_{\text{SL}}^q/(\Delta\Gamma_q^{\text{SM}}/\Delta M_q^{\text{SM}})$, respectively. $\text{Re } \delta_d$ is experimentally only weakly constrained and the correlation between $\text{Re } \delta_s, \text{Im } \delta_d$ and $\text{Im } \delta_s$ is shown in Fig. 3. The p -value of the 8D SM hypothesis $\Delta_d = \Delta_s = 1, \delta_{d,s} = \delta_{d,s}^{\text{SM}}$ is 2.6σ . Too large values for $|\delta_s - \delta_s^{\text{SM}}|$ would be in conflict with other observables as explained above. One can also study this scenario without NP in the B_s sector ($\Delta_s = 1$ and $\delta_s = \delta_{s,\text{SM}}$). It could accommodate the main

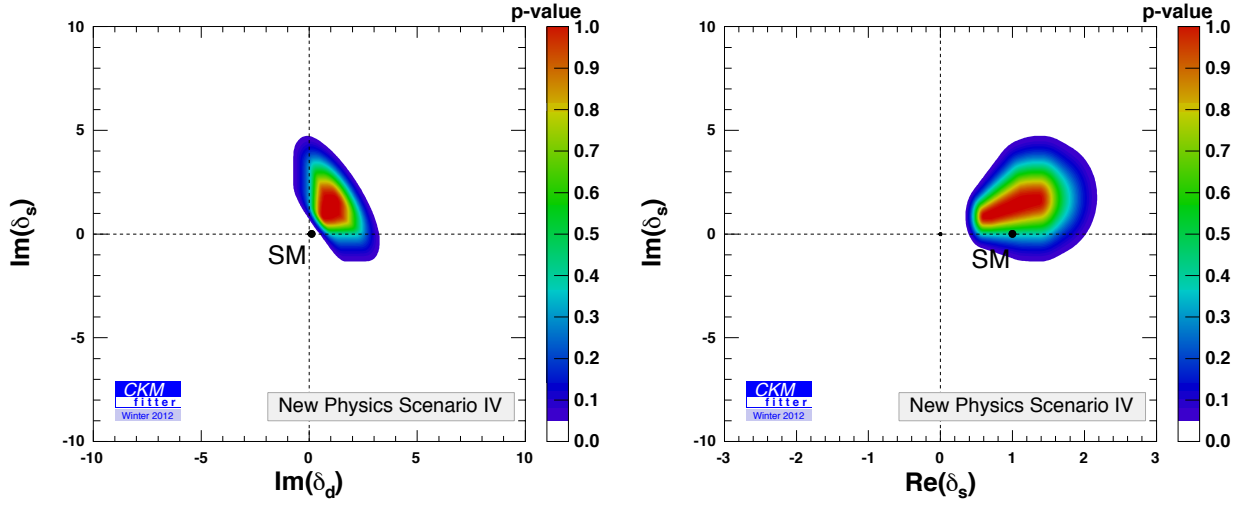


Figure 3: Constraints on $(\text{Im } \delta_d, \text{Im } \delta_s)$ and $(\text{Re } \delta_s, \text{Im } \delta_s)$ in Scenario IV. The 68% CL intervals are $\text{Im } \delta_d = 0.92^{+1.13}_{-0.69}$, $\text{Im } \delta_s = 1.2^{+1.6}_{-1.0}$. The best-fit values of the SM predictions are $\delta_d^{\text{SM}} = 1 + 0.097i$ and $\delta_s^{\text{SM}} = 1 - 0.0057i$, and the p -value for the 2D SM hypothesis $\text{Im } \delta_{d,s} = \text{Im } \delta_{d,s}^{\text{SM}}$ is 3.2σ .

anomalies by improving the fit by 3.3σ , but with large contributions to Γ_{12}^d : $\text{Im } \delta_d = 1.60^{+1.02}_{-0.76}$.

Considering the difficulties to accommodate all inputs (in particular $B_s \rightarrow J/\psi\phi$ and the dimuon charge asymmetry, independently of the discrepancy between $BR(B \rightarrow \tau\nu)$ and $\sin(2\beta)$ [1, 6, 8]), new measurements of a_{SL}^d , a_{SL}^s and/or $a_{\text{SL}}^s - a_{\text{SL}}^d$ are necessary to determine whether scenarios with NP in Γ_{12}^d and/or Γ_{12}^s are a viable explanation for the discrepancies in neutral-meson mixing observables with respect to the SM, or if other avenues should be investigated (e.g., Ref. [24]).

References

- [1] The CKMfitter Group (J. Charles *et al.*), Eur. Phys. J.C4112005; updated results and plots available at <http://ckmfitter.in2p3.fr/>
- [2] T. Aaltonen *et al.* [CDF Collaboration], Phys. Rev. D **84** (2011) 091504 [arXiv:1108.5765 [hep-ex]].
- [3] Belle collaboration, preliminary results presented at Lepton Photon 2011 (BELLE-CONF-1112).
- [4] R. Aaij *et al.* [LHCb Collaboration], Phys. Lett. B **712** (2012) 203 [Erratum-ibid. B **713** (2012) 351] [arXiv:1203.3662 [hep-ex]].
- [5] J. C. Hardy and I. S. Towner, Phys. Rev. C **79** (2009) 055502 [arXiv:0812.1202 [nucl-ex]].
- [6] J. Charles, O. Deschamps, S. Descotes-Genon, R. Itoh, H. Lacker, A. Menzel, S. Monteil and V. Niess *et al.*, Phys. Rev. D **84** (2011) 033005 [arXiv:1106.4041 [hep-ph]].
- [7] G. Buchalla, A. J. Buras and M. E. Lautenbacher, Rev. Mod. Phys. **68** (1996) 1125 [hep-ph/9512380].
- [8] I. Adachi *et al.* [Belle Collaboration], arXiv:1208.4678 [hep-ex].
- [9] T. Aaltonen *et al.* [CDF Collaboration], Phys. Rev. Lett. **107** (2011) 239903 [Phys. Rev. Lett. **107** (2011) 191801] [arXiv:1107.2304 [hep-ex]].
- [10] R. Aaij *et al.* [LHCb Collaboration], Phys. Rev. Lett. **108** (2012) 231801 [arXiv:1203.4493 [hep-ex]].
- [11] S. Chatrchyan *et al.* [CMS Collaboration], JHEP **1204** (2012) 033 [arXiv:1203.3976 [hep-ex]].
- [12] ALEPH and DELPHI and L3 and OPAL and SLD and LEP Electroweak Working Group and SLD Electroweak Group and SLD Heavy Flavour Group Collaborations, Phys. Rept. **427** (2006) 257 [hep-ex/0509008].
- [13] A. J. Buras, M. V. Carlucci, S. Gori and G. Isidori, JHEP **1010** (2010) 009 [arXiv:1005.5310 [hep-ph]].
- [14] A. J. Buras, J. Girrbach, D. Guadagnoli and G. Isidori, arXiv:1208.0934 [hep-ph].
- [15] The UTfit Collaboration, <http://www.utfit.org/>.
- [16] S. Descotes-Genon, J. Matias and J. Virto, Phys. Rev. D **85** (2012) 034010 [arXiv:1111.4882 [hep-ph]].
- [17] K. De Bruyn *et al.*, Phys. Rev. D **86** (2012) 014027 [arXiv:1204.1735 [hep-ph]].
- [18] K. De Bruyn *et al.*, Phys. Rev. Lett. **109** (2012) 041801 [arXiv:1204.1737 [hep-ph]].
- [19] A. Lenz *et al.*, Phys. Rev. D **83** (2011) 036004 [arXiv:1008.1593 [hep-ph]].
- [20] A. Lenz *et al.*, Phys. Rev. D **86** (2012) 033008 [arXiv:1203.0238 [hep-ph]].
- [21] V. M. Abazov *et al.* [D0 Collaboration], Phys. Rev. D **84** (2011) 052007 [arXiv:1106.6308 [hep-ex]].
- [22] R. Aaij *et al.* [LHCb Collaboration], Phys. Rev. Lett. **108** (2012) 101803 [arXiv:1112.3183 [hep-ex]].
- [23] T. Aaltonen *et al.* [CDF Collaboration], Phys. Rev. D **85** (2012) 072002 [arXiv:1112.1726 [hep-ex]].
- [24] S. Descotes-Genon and J. F. Kamenik, arXiv:1207.4483 [hep-ph].