

On the Sum of Squared η - μ Random Variates With Application to the Performance of Wireless Communication Systems

Imran Shafique Ansari, *Student Member, IEEE*, Ferkan Yilmaz, *Member, IEEE*, and Mohamed-Slim Alouini, *Fellow, IEEE*

Abstract—The probability density function (PDF) and cumulative distribution function of the sum of L independent but not necessarily identically distributed squared η - μ variates, applicable to the output statistics of maximal ratio combining (MRC) receiver operating over η - μ fading channels that includes the Hoyt and the Nakagami- m models as special cases, is presented in closed-form in terms of the Fox's \bar{H} function. Further analysis, particularly on the bit error rate via PDF-based approach, is also represented in closed form in terms of the extended Fox's \bar{H} function (\hat{H}). The proposed new analytical results complement previous results and are illustrated by extensive numerical and Monte Carlo simulation results.

Index Terms— η - μ variates, cellular mobile radio systems, non-integer parameters, diversity, maximal ratio combining, binary modulation schemes, bit error rate, Fox's H function, Meijer's G function, Fox's \bar{H} function, and extended Fox's \bar{H} function.

I. INTRODUCTION

IN recent times, different diversity schemes have marked an important impact in the arena of wireless communication systems. The main reason behind this is that these different diversity schemes allow for multiple transmission and/or reception paths for the same signal [1]. The optimal diversity combining scheme is the maximal ratio combining (MRC) diversity scheme where all the diversity branches are processed to obtain the best possible signal-to-noise ratio (SNR) [1]–[3]. This results into extensive occurrence of the statistical distribution of the sum of squared envelopes of faded signals in several wireless communication systems [4].

Additionally, wireless communications are driven by a complicated phenomenon known as radio-wave propagation that is characterized by various effects such as fading, shadowing and path-loss. The statistical behavior of these effects is described by different models depending on the nature of the communication environment. Various distributions have several applications in wireless communication engineering problems and one of those that we focus on is a communication system employing MRC diversity scheme undergoing η - μ ¹ distribution i.e. the study of MRC diversity combining

receiver operating over η - μ fading channels [5], where the statistics of the sum of squared η - μ random variates (RVs) are required. Moreover, the performance analysis of such wireless communication systems usually requires complicated and tedious tasks related to statistics as explained in detail in [6]. For instance, it is worth sharing here that the probability density function (PDF) and cumulative distribution function (CDF) of the sum of L independent but not necessarily identical (i.n.i.d.) Gamma RVs have been investigated in [7] using the results presented in [8] to address the performance of MRC diversity receivers over Nakagami- m fading channels. Similarly, in [9]–[11], the authors have independently presented a closed-form expression for the PDF of the sum of independent Gamma variates with arbitrary fading parameters.

Recently, the η - μ fading distribution that includes the Nakagami- m and the Hoyt distribution as its special cases, has been proposed as a more flexible model for practical fading radio channels [12] and free-space optical (FSO) communication systems. Additionally, the η - μ model has been found suitable for modeling small scale fading phenomenon in non-line-of-sight mobile communication channels [12]. Non-homogeneous physical characteristics of the environment have been taken into consideration in the mathematical modeling of this channel that sometimes best fits to the practical scenario and experimental data [13]. The η - μ distribution fits well to experimental data and can accurately approximate the sum of i.n.i.d. Hoyt envelopes having arbitrary fading degrees [14]. In particular, its tail closely follows the true statistics where other distributions fail to yield a good fit [15]. Beyond that, this distribution has been gaining interest in the field of performance evaluation of digital communications over fading channels (for example, see [4] and references therein). Furthermore, in [4], the authors have published results on the distribution of the sum of the squared envelopes of η - μ faded signals but the published results are given in terms of nested infinite-series summations representation, dependent on the number of channel branches and utilizing the confluent Lauricella hypergeometric function [16]. It has been stated in [17] and other relevant research proceedings that the confluent form of the multivariate Lauricella hypergeometric function is inherently difficult to be evaluated especially when its order increases. Moreover, this function does not have a simple real-axis integral representation.

In this work, we offer novel closed-form expressions for the PDF and CDF of the sum of i.n.i.d. squared η - μ RVs in

Imran Shafique Ansari, Ferkan Yilmaz and Mohamed-Slim Alouini are with the Computer, Electrical, and Mathematical Sciences and Engineering (CEMSE) Division at King Abdullah University of Science and Technology (KAUST), Al-Khawarizmi Applied Math. Building (Bldg. #1), Thuwal 23955-6900, Makkah Province, Kingdom of Saudi Arabia (e-mail: {imran.ansari, ferkan.yilmaz, slim.alouini}@kaust.edu.sa).

¹In this work, both the Formats are considered and hence the results presented herein are applicable to both the Formats.

terms of easily computable Fox's \bar{H} function [18]–[20, App. (A.5)]. It is noteworthy to mention that the bit error rate (BER) is one of the most important performance measures that forms the basis in designing wireless communication systems. Hence, we also propose new closed-form expressions of the BER, as a performance metric, for binary modulation schemes, via a PDF-based approach, of a L -branch MRC diversity receiver in the presence of η - μ multipath fading, in terms of the extended Fox's \bar{H} function (\hat{H}) [21]². This proves the importance and the simplicity in the employment of those earlier derived simple closed-form statistical PDF and CDF expressions. These resulting easy-to-evaluate expressions also give an alternative form for previously known/published results. It should be noted that all our newly proposed results are readily computable using the Mellin-Barnes theorem that further corroborates the generality and the usefulness of the analytical frameworks introduced in this paper. These have been checked and validated by Monte Carlo simulations.

The remainder of the paper is organized as follows. Section II introduces the system and Section III gives novel closed-form expressions for the PDF and CDF of the sum of squared η - μ RVs in terms of the Fox's \bar{H} function. Next, Section IV utilizes these results presented in Section III to derive useful expressions for the BER, as a performance metric for MRC diversity receivers operating over i.n.i.d. η - μ fading channels or diversity paths in terms of the extended Fox's \bar{H} function (\hat{H}). Further, Section IV also discusses the results followed by the summary of the paper in the last section.

II. CHANNEL AND SYSTEM MODELS

A MRC based communication system with a source and a destination is considered with L diversity paths undergoing i.n.i.d. η - μ fading channels as follows

$$Y_l = \alpha_l X + n_l, \quad l = 1, 2, \dots, L, \quad (1)$$

where Y_l is the received signal at the receiver end, X is the transmitted signal, α_l is the channel gain, and n_l is the additive white Gaussian noise (AWGN). In an η - μ multipath fading channel, $\gamma_l = |\alpha_l|^2$ follows squared η - μ distribution. Hence, the channel gains experience multipath fading whose statistics follow squared η - μ distribution with PDF given by

$$p_{\gamma_l}(\gamma) = \frac{2\sqrt{\pi}\mu_l^{\mu_l+\frac{1}{2}}h_l^{\mu_l}}{\Gamma(\mu_l)H_l^{\mu_l-\frac{1}{2}}\bar{\gamma}_l^{\mu_l+\frac{1}{2}}} \exp\left(-\frac{2\mu_l h_l \gamma_l}{\bar{\gamma}_l}\right) \times I_{\mu_l-\frac{1}{2}}\left(\frac{2\mu_l H_l \gamma_l}{\bar{\gamma}_l}\right), \quad (2)$$

where $\mu_l > 0$ is known as fading figure representing the diversity order of the fading environment, $\Gamma(\cdot)$ denotes the Gamma function [22, Eq. (8.310)], $I_v(\cdot)$ is the modified Bessel function of the first kind and arbitrary order v [22, Eq. (8.406.1)], and $\bar{\gamma}_l = \mathbb{E}[\gamma_l]$ is the average SNR with $\mathbb{E}[\cdot]$ denoting expectation. In η - μ fading model, $2\mu_l$ represents the number of multipath clusters [12], [13].

²The extended Fox's \bar{H} function (\hat{H}), the Fox's \bar{H} function, the Fox's H function, and the Meijer's G function are extensively defined in [9], [10, Table I].

The PDF of γ_l can be expressed in two formats, described in what follows.

- *The η - μ Fading Model - Format 1:* In Format 1, the parameter $0 < \eta_l < \infty$ denotes the scattered-wave power ratio in a non-homogeneous environment between the in-phase and quadrature components of the fading signal within each cluster of multipath that are assumed to be independent from each other and to have different powers. In such a case, $h_l = \frac{2+\eta_l^{-1}+\eta_l}{4}$ and $H_l = \frac{\eta_l^{-1}-\eta_l}{4}$. It is noted that in Format 1, $H/h = (1-\eta)/(1+\eta)$.

- *The η - μ Fading Model - Format 2:* In Format 2, $-1 < \eta_l < 1$ denotes the correlation coefficient in a non-homogeneous environment between the scattered-wave powers of the in-phase and quadrature components of each multipath cluster. In such a case, $h_l = \frac{1}{1-\eta_l^2}$ and $H_l = \frac{\eta_l}{1-\eta_l^2}$. It is noted that in Format 2, $H/h = \eta$.

It can be easily seen from above that one Format may be obtained from other by the bilinear relation $\eta_1 = (1-\eta_2)/(1+\eta_2)$ and/or equivalently $\eta_2 = (1-\eta_1)/(1+\eta_1)$, where η_1 is the parameter η for Format 1 and η_2 is the parameter η for Format 2 [15].

As discussed earlier, the η - μ fading distribution comprises both Hoyt ($\mu_l = 0.5$) and Nakagami- m ($\eta_l \rightarrow 0, \eta_l \rightarrow \infty, \eta_l \rightarrow \pm 1$) as its special cases.

In a MRC combiner, received signals from all diversity antennas are algebraically added together and the combiner is connected to a suitable detector to detect the information signal. The output SNR of the combiner can be expressed by [1]

$$\gamma_{MRC} = \sum_{l=1}^L \gamma_l = \frac{E_b}{N_0} \sum_{l=1}^L |\alpha_l|^2, \quad (3)$$

where the instantaneous SNR of the l th branch is given by $\gamma_l = (E_b/N_0) |\alpha_l|^2$, E_b is the average energy per bit, and N_0 is the one sided power spectral density of the AWGN.

III. CLOSED-FORM STATISTICAL CHARACTERISTICS FOR THE SUM OF SQUARED η - μ RANDOM VARIATES

This section presents the results on the statistical characteristics including the PDF and CDF of the sum of i.n.i.d. squared η - μ variates.

Theorem 1 (PDF of the sum of squared η - μ RVs). *Let $\{\gamma_l\}_{l=1}^L$ be a set of i.n.i.d. squared η - μ variates with parameters μ_l and η_l . Then, the closed-form PDF of the sum*

$$Y = \sum_{l=1}^L \gamma_l \quad (4)$$

can be expressed in terms of Fox's \bar{H} function³ as

$$p_Y(y) = \bar{H}_{2L,2L}^{0,2L} \left[\exp(y) \left| \begin{matrix} \Xi_L^{(1)}, \Xi_L^{(2)} \\ \Xi_L^{(3)}, \Xi_L^{(4)} \end{matrix} \right. \right], \quad (5)$$

where $y > 0$, the coefficient sets $\Xi_k^{(1)}$, $\Xi_k^{(2)}$, $\Xi_k^{(3)}$, and $\Xi_k^{(4)}$, $k \in \mathbb{N}$ are defined as

$$\Xi_k^{(1)} = (0, A_1, \mu_1), \dots, (0, A_k, \mu_k), \quad (6)$$

³An efficient MATHEMATICA® implementation of the Fox's \bar{H} function is available in [9], [10, Table II] (similar to [23]–[25]).

$$\Xi_k^{(2)} = (0, B_1, \mu_1), \dots, (0, B_k, \mu_k), \quad (7)$$

$$\Xi_k^{(3)} = (-1, A_1, \mu_1), \dots, (-1, A_k, \mu_k), \quad (8)$$

and

$$\Xi_k^{(4)} = (-1, B_1, \mu_1), \dots, (-1, B_k, \mu_k), \quad (9)$$

respectively with $A_l = \frac{\tilde{\gamma}_l}{2\mu_l(h_l - H_l)}$ and $B_l = \frac{\tilde{\gamma}_l}{2\mu_l(h_l + H_l)}$.

Proof: In order to derive the PDF of Y , we proceed as follows. Firstly, the MGF

$$\mathcal{M}_{\gamma_l}(s) \triangleq \mathbb{E}[\exp(-\gamma_l s)] = \int_0^\infty \exp(-\gamma_l s) p_{\gamma_l}(\gamma) d\gamma \quad (10)$$

of a single η - μ distribution is given as [4]

$$\mathcal{M}_{\gamma_l}(s) = (1 + sA_l)^{-\mu_l} (1 + sB_l)^{-\mu_l}. \quad (11)$$

Then, after performing some simple algebraic manipulations using [26, Eq. (6.1.15)], the MGF of a single η - μ distribution can be rewritten as

$$\mathcal{M}_{\gamma_l}(s) = \frac{\Gamma^{\mu_l}(1 + sA_l) \Gamma^{\mu_l}(1 + sB_l)}{\Gamma^{\mu_l}(2 + sA_l) \Gamma^{\mu_l}(2 + sB_l)}. \quad (12)$$

Since, γ_l 's are independent, the MGF of Y is the product of the MGF's of the γ_l 's, i.e.

$$\mathcal{M}_Y(s) = \prod_{l=1}^L \mathcal{M}_{\gamma_l}(s). \quad (13)$$

Now, the PDF of the sum of squared η - μ RVs, using the obtained MGF in (13), via inverse Laplace transform [27] can be expressed as

$$p_Y(y) = \mathcal{L}^{-1}\{\mathcal{M}(s)\} = \frac{1}{2\pi i} \oint_C \mathcal{M}_Y(s) \exp(s) ds \quad (14)$$

that produces a Mellin-Barnes contour integral [28] representation as

$$p_Y(y) = \frac{1}{2\pi i} \oint_C \prod_{l=1}^L \frac{\Gamma^{\mu_l}(1 + sA_l) \Gamma^{\mu_l}(1 + sB_l)}{\Gamma^{\mu_l}(2 + sA_l) \Gamma^{\mu_l}(2 + sB_l)} \exp(s) ds. \quad (15)$$

Hence we use this obtained result and perform some simple rearrangements on the $\Gamma(\cdot)$ terms in the Mellin-Barnes contour integral representation to express the closed-form PDF of the sum of squared η - μ RVs, Y , in terms of the Fox's \bar{H} function as given in (5). ■

It is worthy mentioning that the PDF of sum of squared η - μ RVs has also been successfully achieved in terms of the confluent form of the multivariate Lauricella hypergeometric function in [4] that typically involves an L -fold infinite summations. On the other hand, our alternative result presented in Theorem 1 involves only one single-fold integration.

The motivation and possibility that led to the above result presented in Theorem 1 was the representation of the PDF of a single squared η - μ RV in terms of the Fox's \bar{H} function as discussed below in Corollary 1.

Corollary 1 (PDF of a single squared η - μ RV). *Let $\{\gamma_l\}$ be a squared η - μ variate with parameters μ_l and η_l . Then,*

the closed-form PDF of this single squared η - μ RV can be expressed as

$$p_{\gamma_l}(\gamma) = \bar{H}_{2,2}^{0,2} \left[\exp(\gamma) \left| \begin{matrix} (0, A_l, \mu_l), (0, B_l, \mu_l) \\ (-1, A_l, \mu_l), (-1, B_l, \mu_l) \end{matrix} \right. \right], \quad (16)$$

where A_l and B_l are as given under Theorem 1.

Proof: The PDF of a single squared η - μ RV can be expressed using the obtained MGF in (12), via inverse Laplace transform [27] that produces a Mellin-Barnes integral [28] representation. Hence we use this obtained result to express the PDF of a single squared η - μ RV in an alternative form, in terms of the Fox's \bar{H} function, as expressed in (16). ■

Fig. 1 presents the PDF of the output SNR obtained from the exact closed-form expression (5) and shows a perfect match between this obtained closed-form analytical result and the one obtained via Monte Carlo simulations for varying L 's (i.e. $L = 3, 4, 5$), and their respective fixed fading parameters $\mu_1 = 1, \mu_2 = 1.5, \mu_3 = 2, \mu_4 = 3.5$, and $\mu_5 = 4.5$. The value of η was fixed at 1.2 representing Format 1. Similar results have also been obtained for Format 2.

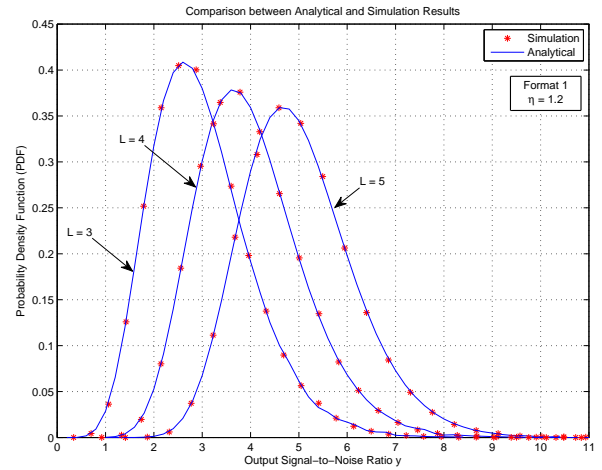


Fig. 1. Comparison between PDFs obtained analytically and via Monte Carlo simulations for varying branches L and respective fixed fading parameters for these channels as $\mu_1 = 1, \mu_2 = 1.5, \mu_3 = 2, \mu_4 = 3.5$, and $\mu_5 = 4.5$.

Theorem 2 (CDF of the sum of squared η - μ RVs). *The CDF of Y can be closely expressed in terms of the Fox's \bar{H} function as*

$$P_Y(y) = 1 + \bar{H}_{2L+1, 2L+1}^{0, 2L+1} \left[\exp(y) \left| \begin{matrix} \Xi_L^{(1)}, \Xi_L^{(2)}, (1, 1, 1) \\ \Xi_L^{(3)}, \Xi_L^{(4)}, (0, 1, 1) \end{matrix} \right. \right], \quad (17)$$

where the coefficient sets $\Xi_k^{(1)}, \Xi_k^{(2)}, \Xi_k^{(3)}$ and $\Xi_k^{(4)}$ are defined earlier in (6), (7), (8), and (9), respectively.

Proof: In order to derive the CDF of Y , we proceed as follows.

We integrate the PDF expressed in (16) from 0 through γ and obtain the CDF for a single squared η - μ RV, in terms of

the Fox's \bar{H} function, as

$$P_{\gamma_l}(\gamma_l) = \bar{H}_{3,3}^{0,3} \left[\exp(\gamma_l) \left| \begin{matrix} (0, A_l, \mu_l), (0, B_l, \mu_l), (1, 1, 1) \\ (-1, A_l, \mu_l), (-1, B_l, \mu_l), (0, 1, 1) \end{matrix} \right. \right], \quad (18)$$

where A_l and B_l are as given under Theorem 1.

Now, performing a similar integral operation on (5), utilizing a similar explanation as presented in the proof of the PDF of the sum of squared η - μ RVs i.e. Theorem 1 to obtain (5) from (13), and further making some simple modifications to the Mellin-Barnes integral representation to satisfy the exact definition of the Fox's \bar{H} function, we obtain a final closed-form result for the CDF of Y , in terms of Fox's \bar{H} function as presented in (17). Hence, in other words, the expression presented in (18) is a special case of (17) in Theorem 2 for $L = 1$.

Fig. 2 and Fig. 3 present the CDF and the logarithmic CDF respectively of the output SNR obtained from the exact closed-form expression (17) and show a perfect match between this obtained closed-form analytical result and the one obtained via Monte Carlo simulations for varying L 's (i.e. $L = 2, 3, 4, 5$), and their respective fixed fading parameters $\mu_1 = 1, \mu_2 = 1.5, \mu_3 = 2, \mu_4 = 3.5$, and $\mu_5 = 4.5$. The value of η was fixed at 1.2 representing Format 1. Similar results have also been obtained for Format 2.

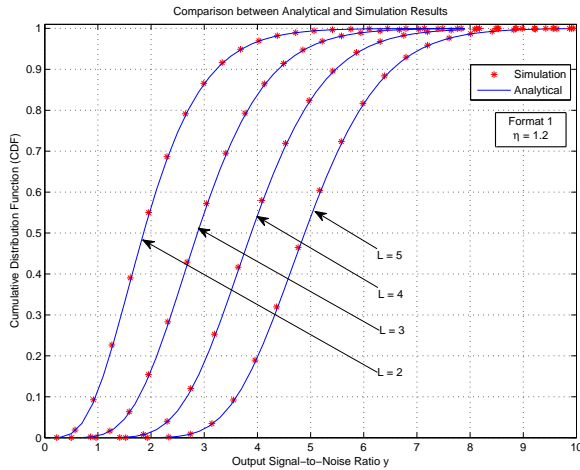


Fig. 2. Comparison between CDFs obtained analytically and via Monte Carlo simulations for varying branches L and respective fixed fading parameters for these channels as $\mu_1 = 1, \mu_2 = 1.5, \mu_3 = 2, \mu_4 = 3.5$, and $\mu_5 = 4.5$.

IV. APPLICATIONS TO THE PERFORMANCE OF DIVERSITY COMBINING RECEIVER SYSTEMS

This section presents the results on the performance analysis, in particular outage probability (OP) and BER analysis, of the sum of i.n.i.d. squared η - μ variates. In here, we limit ourselves to binary modulation schemes.

In MRC combining scheme, all the branches are selected at the output. In our case, for a L -branch MRC diversity receiver, the SNR y , is given by (3).

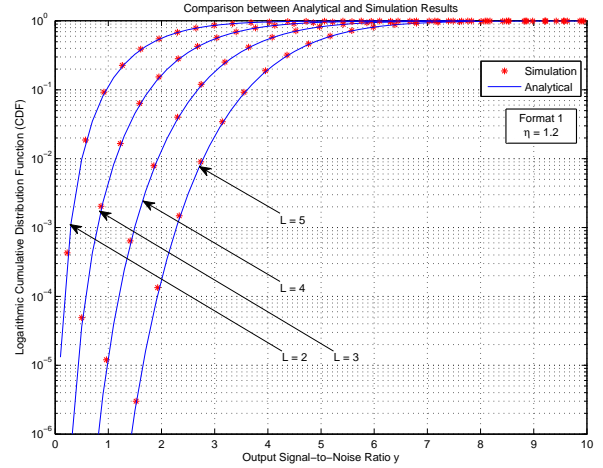


Fig. 3. Comparison between CDFs obtained analytically and via Monte Carlo simulations, on log scale, for varying branches L and respective fixed fading parameters for these channels as $\mu_1 = 1, \mu_2 = 1.5, \mu_3 = 2, \mu_4 = 3.5$, and $\mu_5 = 4.5$.

A. Outage Probability

When the probability that the instantaneous MRC output SNR falls below a given threshold y_{th} , we encounter a situation labeled as outage and it is an important feature to study OP of a system. Hence, another important fact worth stating here is that the expression derived in the Theorem 2 also serves the purpose for the expression of OP of MRC diversity combining receivers based wireless communication system that is experiencing i.n.i.d. η - μ fading channels or in other words, when the desired user is subject to η - μ fading, the probability that the SNR falls below a predetermined protection ratio y_{th} can be simply expressed by replacing y with y_{th} in (17) as

$$P_{out}(y_{th}) = P_Y(y_{th}). \quad (19)$$

Employing similar substitutions, all the other respective expressions of CDF can be utilized for OP such as replacing γ_l with γ_{th} in (18) and/or replacing y with y_{th} in (17).

B. Average BER

The most straightforward approach to obtain BER P_e for MRC is to average the conditional BER ⁴ for the given SNR, over the PDF of the combiner output SNR i.e. $P_e = \int_0^\infty P_e(\epsilon|y) p_Y(y) dy$ [1].

Theorem 3 (BER of a L -branch MRC system operating over η - μ fading channels for binary modulation schemes). *The BER of a L -branch MRC diversity combining receiver wireless communication system running over η - μ fading channels, valid for any binary modulation scheme including coherent*

⁴The expression $P_e(\epsilon|y) = \frac{\Gamma(p, qy)}{2\Gamma(p)}$ is a unified conditional BER expression for coherent and non-coherent binary modulation schemes over an AWGN channel [29]. $\Gamma(\cdot, \cdot)$ is the complementary incomplete gamma function [22, Eq. (8.350.2)]. The parameters p and q account for different modulation schemes. For an extensive list of modulation schemes represented by these parameters, one may look into [30] or refer to Table I.

TABLE I
CONDITIONAL BIT ERROR PROBABILITY (BER) PARAMETERS

Modulation	p	q
Coherent Binary Frequency Shift Keying (CBFSK)	0.5	0.5
Coherent Binary Phase Shift Keying (CBPSK)	0.5	1
Non-Coherent Binary Frequency Shift Keying (NBFSK)	1	0.5
Differential Binary Phase Shift Keying (DBPSK)	1	1

binary frequency shift keying (CBFSK), non-coherent binary frequency shift keying (NBFSK), coherent binary phase shift keying (CBPSK), and differential binary phase shift keying (DBPSK), can be expressed in closed-form, in terms of the extended Fox's \bar{H} function (\hat{H})⁵, as

$$P_e = \frac{q^p}{2} \hat{H}_{2L+2, 2L+2}^{2L+1, 1} \left[1 \left| \begin{matrix} (1-q, 1, p), \zeta_1 \\ \zeta_2, (-q, 1, p) \end{matrix} \right. \right], \quad (20)$$

where

$$\zeta_1 = \Upsilon_L^{(1)}, \Upsilon_L^{(2)}, (1, 1, 1), \quad (21)$$

and

$$\zeta_2 = (0, 1, 1), \Upsilon_L^{(3)}, \Upsilon_L^{(4)}, \quad (22)$$

and where the coefficient sets $\Upsilon_k^{(1)}$, $\Upsilon_k^{(2)}$, $\Upsilon_k^{(3)}$ and $\Upsilon_k^{(4)}$, $k \in \mathbb{N}$ are defined as

$$\Upsilon_k^{(1)} = (2, A_1, \mu_1), \dots, (2, A_k, \mu_k), \quad (23)$$

$$\Upsilon_k^{(2)} = (2, B_1, \mu_1), \dots, (2, B_k, \mu_k), \quad (24)$$

$$\Upsilon_k^{(3)} = (1, A_1, \mu_1), \dots, (1, A_k, \mu_k), \quad (25)$$

and

$$\Upsilon_k^{(4)} = (1, B_1, \mu_1), \dots, (1, B_k, \mu_k), \quad (26)$$

respectively with A_l and B_l are as defined in Theorem 1.

Proof: Utilizing BER equation P_e by substituting the conditional BER equation $P_e(\epsilon|y)$ and (5) into it and performing some simple manipulations along with some simple rearrangements of $\Gamma(\cdot)$ function terms, we get an exact closed-form result of the integral valid for any binary modulation scheme including CBFSK, NBFSK, CBPSK, and DBPSK, in terms of the extended Fox's \bar{H} function (\hat{H}), as presented above in (20), Theorem 3. ■

C. Results and Discussion

The numerical results for BER of MRC diversity combining receiver scheme with L -diversity over i.n.i.d. η - μ fading channels are presented in this section.

The average SNR per bit in all the scenarios discussed is assumed to be equal. In addition, different digital modulation schemes are represented based on the values of p and q where $p = 0.5$ and $q = 1$ represents CBPSK, $p = 1$ and $q = 1$ represents DBPSK, CBFSK is represented by $p = 0.5$ and $q = 0.5$, and NBFSK is represented by $p = 1$ and

$q = 0.5$. In Monte Carlo simulations, the η - μ fading channel was generated based on the description given in [12].

We observe from Fig. 4 that the analytical results provide a perfect match to the MATLAB simulated results and the results are as expected i.e. the BER decreases as the SNR increases. Its important to note here that these values for the parameters were selected randomly to prove the validity of the obtained results and hence specific values based on the standards can be used to obtain the required results.

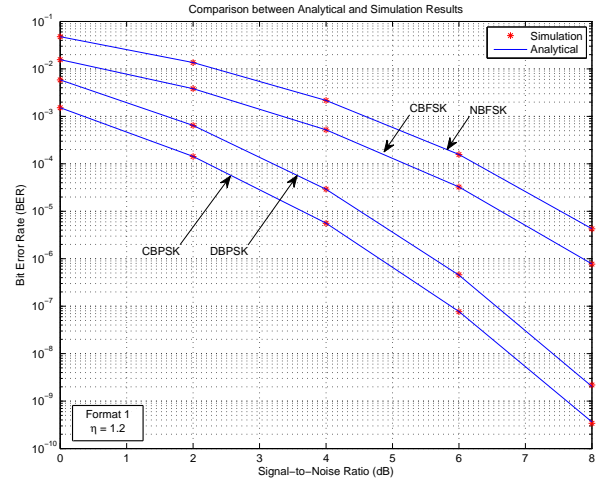


Fig. 4. Average BER of different binary modulation schemes over i.n.i.d. η - μ fading channels with $L = 5$ -branch MRC and fading parameters for these channels as $\mu_1 = 1$, $\mu_2 = 1.5$, $\mu_3 = 2$, $\mu_4 = 3.5$, and $\mu_5 = 4.5$.

Furthermore, it can be seen from Fig. 4 that, as expected, CBPSK outperforms the other modulation schemes and the coherent binary modulation schemes outperform their respective non-coherent and/or differential binary modulation scheme i.e. CBPSK outperforms DBPSK and CBFSK outperforms NBFSK. Additionally, PSK in general performs better than FSK, as expected. Similar results for any other values of μ 's and η 's can be observed for the exact closed-form BER for L -diversity i.n.i.d. η - μ channels presented in this work.

V. CONCLUDING REMARKS

We derived novel closed-form expressions for the PDF and the CDF of the sum of i.n.i.d. squared η - μ RVs. An interesting finding is that these expressions can be written in terms of special functions, specifically the Fox's \bar{H} function distributions. Based on these statistical formulas obtained, and following the exact PDF-based approach, we analyzed the performance of a MRC diversity combining receiver based wireless communication system operating over i.n.i.d. η - μ fading channels and important performance metrics such as OP and BER were expressed in closed form and hence this serves as the key feature along side the novel statistical derivations of PDF and CDF.

An exact closed-form expression for the BER performance of different binary modulations with L -branch MRC scheme over i.n.i.d. η - μ fading channels was derived. The analytical

⁵The extended Fox's \bar{H} function (\hat{H}) was first introduced in [21] and has a MATHEMATICA® implementation given in [9], [10, Table III].

calculations were done utilizing a general class of special functions including the Fox's H function [31], the Fox's \bar{H} function, and the extended Fox's \bar{H} function (\hat{H}). In addition, this work presents numerical examples to illustrate the mathematical formulations developed in this work and to show the effect of the fading severity and unbalance on the system performance. Our results complement previously published results that are in the form of infinite sums or nested sums of the fading parameter.

ACKNOWLEDGMENT

We would like to thank King Abdullah University of Science and Technology (KAUST), Thuwal, Makkah Province, Saudi Arabia for providing support and resources for this research work.

REFERENCES

- [1] M. K. Simon and M.-S. Alouini, *Digital Communication over Fading Channels*, 2nd ed. Hoboken, New Jersey, USA: IEEE: John Wiley & Sons, Inc., 2005.
- [2] D. G. Brennan, "Linear diversity combining techniques," *Proceedings of the IRE*, vol. 47, no. 6, pp. 1075–1102, Jun. 1959.
- [3] —, "Linear diversity combining techniques," *Proceedings of the IEEE*, vol. 91, no. 2, pp. 331–356, Feb. 2003.
- [4] K. P. Peppas, F. Lazarakis, T. Zervos, A. Alexandridis, and K. Dangakis, "Sum of non-identical squared η - μ variates and applications in the performance analysis of DS-CDMA systems," *IEEE Transactions on Wireless Communications*, vol. 9, no. 9, pp. 2718–2723, Sep. 2010.
- [5] M. Nakagami, "The m -distribution—a general formula of intensity distribution of rapid fading," *Statistical Methods in Radio Wave Propagation*, pp. 3–36, 1960.
- [6] G. K. Karagiannidis, N. C. Sagias, and T. A. Tsiftsis, "Closed-form statistics for the sum of squared Nakagami- m variates and its applications," *IEEE Transactions on Communications*, vol. 54, no. 8, pp. 1353–1359, Aug. 2006.
- [7] M.-S. Alouini, A. Abdi, and M. Kaveh, "Sum of Gamma variates and performance of wireless communication systems over Nakagami-fading channels," *IEEE Transactions on Vehicular Technology*, vol. 50, no. 6, pp. 1471–1480, Nov. 2001.
- [8] P. G. Moschopoulos, "The distribution of the sum of independent Gamma random variables," *Annals of Institute of Statistical Mathematics*, vol. 37, no. A, pp. 541–544, 1985.
- [9] I. S. Ansari, F. Yilmaz, and M.-S. Alouini, "On the sum of Gamma random variates with application to the performance of maximal ratio combining over Nakagami- m fading channels," in *Proceedings of IEEE 13th International Workshop on Signal Processing Advances in Wireless Communications (SPAWC), 2012*, Cesme, Turkey, Jun. 2012, pp. 394–398.
- [10] —, "New results on the sum of Gamma random variates with applications to the performance of wireless communication systems over Nakagami- m fading channels," 2012, available in arxiv.org at <http://arxiv.org/abs/1202.2576>.
- [11] G. P. Efthymoglu, T. Piboongunon, and V. A. Aalo, "Performance of DS-CDMA receivers with MRC in Nakagami- m fading channels with arbitrary parameters," *IEEE Transactions on Vehicular Technology*, vol. 55, no. 1, pp. 104–114, Jan. 2006.
- [12] M. D. Yacoub, "The κ - μ and the η - μ distribution," *IEEE Antennas Propagation Magazine*, vol. 49, no. 1, pp. 68–81, Feb. 2007.
- [13] R. Subadar and P. R. Sahu, "Performance of a L -MRC receiver over equally correlated η - μ fading channels," *IEEE Transactions on Wireless Communications*, vol. 10, no. 5, pp. 1351–1355, May 2011.
- [14] J. C. S. S. Filho and M. D. Yacoub, "Highly accurate η - μ approximation to sum of m independent non-identical Hoyt variates," *IEEE Antennas Wireless Propagation Letters*, vol. 4, no. 1, pp. 436–438, Dec. 2005.
- [15] D. B. da Costa and M. D. Yacoub, "The η - μ joint phase-envelope distribution," *IEEE Antennas and Wireless Propagation Letters*, vol. 6, no. 1, pp. 195–198, Apr. 2007.
- [16] H. M. Srivastava and R. Panda, "Expansion theorems for the H -function of several complex variables," *Journal Reine Angewandte Mathematik*, vol. 288, pp. 129–145, 1967.
- [17] V. A. Aalo, T. Piboongunon, and G. P. Efthymoglu, "Another look at the performance of MRC schemes in Nakagami- m fading channels with arbitrary parameters," *IEEE Transactions on Communications*, vol. 53, no. 12, pp. 2002–2005, Dec. 2005.
- [18] R. K. Saxena, "Functional relations involving generalized H -function," *Le Matematiche*, vol. 53, no. 1, pp. 123–131, 1998.
- [19] R. G. Buschman and H. M. Srivastava, "The \bar{H} function associated with a certain class of Feynman integrals," *Journal of Physics A: Mathematical and General*, vol. 23, pp. 4707–4710, 1990.
- [20] A. M. Mathai, R. K. Saxena, and H. J. Haubold, *The H-Function*. New York Dordrecht Heidelberg London: Springer, 2010.
- [21] A. K. Rathie, "A new generalization of generalized hypergeometric functions," *Le Matematiche*, vol. 52, no. 2, pp. 297–310, 1997.
- [22] I. S. Gradshteyn and I. M. Ryzhik, *Table of Integrals, Series and Products*. New York: Academic Press, 2000.
- [23] F. Yilmaz and M.-S. Alouini, "Product of the powers of generalized Nakagami- m variates and performance of cascaded fading channels," in *Proceedings of IEEE Global Telecommunications Conference, 2009. (GLOBECOM 2009)*, Honolulu, Hawaii, US, Nov.-Dec. 2009, pp. 1–8.
- [24] —, "Outage capacity of multicarrier systems," in *Proceedings of 2010 IEEE 17th International Conference on Telecommunications (ICT)*, Doha, Qatar, Apr. 2010, pp. 260–265.
- [25] I. S. Ansari, S. Al-Ahmadi, F. Yilmaz, M.-S. Alouini, and H. Yanikomeroglu, "A new formula for the BER of binary modulations with dual-branch selection over generalized- K composite fading channels," *IEEE Transactions on Communications*, vol. 59, no. 10, pp. 2654–2658, Oct. 2011.
- [26] M. Abramowitz and I. A. Stegun, *Handbook of Mathematical Functions*, 10th ed. New York: Dover, Dec. 1972.
- [27] B. Davies, *Integral Transforms and Their Applications*, 3rd ed., ser. Applied Mathematical Sciences. Springer, 2002.
- [28] R. B. Paris and D. Kaminski, *Asymptotics and Mellin-Barnes Integrals*, 1st ed. Cambridge University Press, 2001.
- [29] A. H. Wójnar, "Unknown bounds on performance in Nakagami channels," *IEEE Transactions on Communications*, vol. 34, no. 1, pp. 22–24, Jan. 1986.
- [30] N. C. Sagias, D. A. Zogas, and G. K. Kariaginnidis, "Selection diversity receivers over nonidentical Weibull fading channels," *IEEE Transactions on Vehicular Technology*, vol. 54, no. 6, pp. 2146–2151, Nov. 2005.
- [31] A. M. Mathai and R. K. Saxena, *The H-Function with Applications in Statistics*. New York: Wiley Halsted, 1978.