

Modeling stationary data by a class of generalised Ornstein-Uhlenbeck processes.

Argimiro Arratia*, Alejandra Cabaña[†] and Enrique M. Cabaña[‡]

Abstract

An Ornstein-Uhlenbeck (OU) process can be considered as a continuous time interpolation of the discrete time AR(1) process. Departing from this fact, we analyse in this work the effect of iterating OU treated as a linear operator that maps a Wiener process onto Ornstein-Uhlenbeck process, so as to build a family of higher order Ornstein-Uhlenbeck processes, $OU(p)$, in a similar spirit as the higher order autoregressive processes $AR(p)$. We show that for $p \geq 2$ we obtain in general a process with covariances different than those of an $AR(p)$, and that for various continuous time processes, sampled from real data at equally spaced time instants, the $OU(p)$ model outperforms the appropriate $AR(p)$ model. Technically our composition of the OU operator is easy to manipulate and its parameters can be computed efficiently because, as we show, the iteration of OU operators leads to a process that can be expressed as a linear combination of basic OU processes. Using this expression we obtain a closed formula for the covariance of the iterated OU process, and consequently estimate the parameters of an $OU(p)$ process by maximum likelihood or, as an alternative, by matching correlations, the latter being a procedure resembling the method of moments.

*Dept. Llenguatges i Sistemes Informàtics, Universitat Politècnica de Catalunya, Barcelona, Spain. Supported by BASMATI MICINN project (TIN2011-27479-C04-03), SGR2009-1428 (LARCA) and SINGACOM (MTM2007-64007)

[†]Departament de Matemàtiques, Universitat Autònoma de Barcelona, Spain. Partially supported by TIN2008-06582-C03-02, Ministerio de Ciencia y Tecnología, Spain

[‡]Departamento de Métodos Matemático-Cuantitativos, Universidad de la República, Montevideo, Uruguay.

Key words and phrases: *Ornstein-Uhlenbeck process, models for stationary processes, iterated processes, empirical covariances*

1 Introduction

The Ornstein-Uhlenbeck process (from now on OU) was introduced by L. S. Ornstein and E. G. Uhlenbeck [Uhlenbeck, 1930] as a model for the velocities of a particle subject to the collisions with surrounding molecules. It improves Einstein's model (a Wiener process) because it also applies to fluids with finite viscosity, and since the 1950's is a well studied and accepted model for thermodynamics, chemical and other various stochastic processes found in physics and the natural sciences [Gardiner, 2004]. Moreover, the OU process is the unique non-trivial stochastic process that is stationary, Markovian and Gaussian [Maller et al., 2009]. Additionally it is mean-reverting, and for all these properties it has found its way into financial engineering, first as a model for the term structure of interest rates in a form due to Vasicek [1977], and then under other variants or generalisations (e.g. where the underlying random noise is a Lévy process) as a model of financial time series with applications to option pricing, portfolio optimisation and risk theory, among others [Nicolato and Venardos, 2003, Barndorff-Nielsen and Shephard, 2001a,b, Maller et al., 2009, and references there in].

The OU process can be thought of as continuous time interpolation of an autoregressive process of order one (i.e. an AR(1) process), a link that we shall make evident in Section 2. Beginning with this relation to the autoregressive model, one can seek to define and analyse the result of iterating the application of the operator that maps a Wiener process on a OU process. Thus, in Section 3 a new family of processes is introduced: for each positive integer p the *Ornstein-Uhlenbeck processes of order p* , denoted $OU(p)$, are defined and proposed as models for either stationary continuous time processes or the series obtained by observing these continuous processes at equally spaced instants. The $OU(1)$ processes are the ordinary Ornstein - Uhlenbeck processes. While the series obtained by sampling $OU(1)$ processes at equally spaced times are autoregressive of the same order, this property does not extend in general for $p > 1$ as shown in Section 4. Hence, OU processes of higher order appear as a new model, competitive in a discrete time setting with higher order autoregressive processes (AR or ARMA). The estimation of the parameters of $OU(p)$ processes is attempted in Section 5,

and examples showing the comparison of the proposed methods for that estimation and the application of OU(p) models to real data are provided in Section 6. Section 7 contains our concluding remarks.

2 Preliminaries

Let us call w a standard Wiener process, that is, a Gaussian, centred process with independent increments with variance $\mathbf{E}(w(t) - w(s))^2 = |t - s|$. We impose further (as usual) that $w(0) = 0$, but shall not limit the domain of the parameter to \mathbf{R}^+ and assume that $w(t)$ is defined for t in \mathbf{R} . Then, an Ornstein-Uhlenbeck process with parameters $\lambda > 0, \sigma > 0$ can be written as

$$\xi_{\lambda,\sigma}(t) = \sigma \int_{-\infty}^t e^{-\lambda(t-s)} dw(s) \quad (1)$$

or, in differential form,

$$d\xi_{\lambda,\sigma}(t) = -\lambda\xi_{\lambda,\sigma} dt + \sigma dw(t) \quad (2)$$

We may think of $\xi_{\lambda,\sigma}$ as the result of accumulating a random noise, with reversion to the mean (that we assume to be 0) of exponential decay with rate λ . The magnitude of the noise is given by σ .

A widely used class of models for discrete time stationary series are the autoregressive process of order p , AR(p). They are obtained from a series W_t of standard Gaussian independent random variables as

$$(1 - \phi_1 B - \phi_2 B^2 - \dots - \phi_p B^p)x_t = \prod_{j=1}^p (1 + \lambda_j B)x_t = \sigma W_t$$

where B is the backshift operator that carries x_t into x_{t-1} . Moreover, the innovations W_t can be thought of as $W_t = w(t) - w(t-1)$ for a standard Wiener process w . The process x is stationary if $|\lambda_j| < 1$ for all $j = 1, 2, \dots, p$.

When the Ornstein-Uhlenbeck process x is sampled at equally spaced times $\{i\tau : i = 0, 1, 2, \dots, n\}$, $\tau > 0$, the series $X_i = x(i\tau)$ obeys an autoregressive model of order 1, AR(1), since

$$X_{i+1} = \sigma \int_{-\infty}^{(i+1)\tau} e^{-\lambda((i+1)\tau-s)} dw(s)$$

$$= \sigma e^{-\lambda\tau} \int_{-\infty}^{i\tau} e^{-\lambda(i\tau-s)} dw(s) + \sigma \int_{i\tau}^{(i+1)\tau} e^{-\lambda((i+1)\tau-s)} dw(s) = e^{-\lambda\tau} X_i + Z_i,$$

where $Z_i = \sigma \int_{i\tau}^{(i+1)\tau} e^{-\lambda((i+1)\tau-s)} dw(s)$ is a Gaussian innovation (independent of $\{w(t) : t \leq i\tau\}$ and $\{x(t) : t \leq i\tau\}$) with variance

$$\sigma^2 \int_{i\tau}^{(i+1)\tau} e^{-2\lambda((i+1)\tau-s)} ds = \sigma^2 \int_{-\tau}^0 e^{2\lambda s} ds = \frac{\sigma^2}{2\lambda} (1 - e^{-2\lambda\tau}).$$

Hence, we can consider the OU process as continuous time interpolation of an AR(1) process. Notice that both models are stationary. As we show in Section 4, the result of iterating the operator that carries Wiener process into Ornstein-Uhlenbeck process is not an interpolation of an autoregressive process.

3 Ornstein-Uhlenbeck processes of order p

Let \mathcal{OU}_λ be defined as the operator that maps σw onto $\xi_{\lambda,\sigma}(t)$, and also maps a differentiable process $y(t), t \in \mathbf{R}$ onto

$$\mathcal{OU}_\lambda y(t) = \int_{-\infty}^t e^{-\lambda(t-s)} dy(s), \quad (3)$$

when the integral converges. The definition is extended to include complex processes, by replacing λ by $\kappa = \lambda + \imath\mu$, $\lambda > 0$, $\mu \in \mathbf{R}$ in (3). The set of complex numbers with positive real part is denoted by \mathbf{C}^+ .

For $p \geq 1$, the process

$$x = \mathcal{OU}_\kappa(\sigma w) := \mathcal{OU}_{\kappa_1} \mathcal{OU}_{\kappa_2} \cdots \mathcal{OU}_{\kappa_p}(\sigma w) = \prod_{j=1}^p \mathcal{OU}_{\kappa_j}(\sigma w) \quad (4)$$

will be called *Ornstein-Uhlenbeck process of order p with parameters $\kappa = (\kappa_1, \dots, \kappa_p) \in (\mathbf{C}^+)^p$* and $\sigma > 0$. The composition $\prod_{j=1}^p \mathcal{OU}_{\kappa_j}$ is unambiguously defined because the application of \mathcal{OU}_{κ_j} operators is commutative as shown in Theorem 1 (i) below.

For technical reasons, it is convenient to introduce the *Ornstein-Uhlenbeck operator $\mathcal{OU}_\kappa^{(h)}$ of degree h with parameter κ* that maps y onto

$$\mathcal{OU}_\kappa^{(h)}(t)y(t) = \int_{-\infty}^t e^{-\kappa(t-s)} \frac{(-\kappa(t-s))^h}{h!} dy(s) \quad (5)$$

and σw onto

$$\xi_{\kappa,\sigma}^{(h)}(t) = \sigma \int_{-\infty}^t e^{-\kappa(t-s)} \frac{(-\kappa(t-s))^h}{h!} dw(s) \quad (6)$$

3.1 Properties

The following statements summarize some properties of products (compositions) of the operators defined by (4) and (5), and correspondingly, of the stationary centred Gaussian processes $\xi_{\kappa,\sigma}^{(h)}$, $h = 0, 1, 2, \dots$. These processes will be called *Ornstein-Uhlenbeck processes of degree h* . In particular, the Ornstein-Uhlenbeck processes of degree zero $\xi_{\kappa,\sigma}^{(0)} = \xi_{\kappa,\sigma}$ are the ordinary Ornstein-Uhlenbeck processes (1).

Theorem 1.

(i) When $\kappa_1 \neq \kappa_2$, the product $\mathcal{OU}_{\kappa_2} \mathcal{OU}_{\kappa_1}$ can be computed as

$$\frac{\kappa_1}{\kappa_1 - \kappa_2} \mathcal{OU}_{\kappa_1} + \frac{\kappa_2}{\kappa_2 - \kappa_1} \mathcal{OU}_{\kappa_2}$$

and is therefore commutative.

(ii) The composition $\prod_{j=1}^p \mathcal{OU}_{\kappa_j}$ constructed with values of $\kappa_1, \dots, \kappa_p$ pairwise different, is equal to the linear combination

$$\prod_{j=1}^p \mathcal{OU}_{\kappa_j} = \sum_{j=1}^p K_j(\kappa_1, \dots, \kappa_p) \mathcal{OU}_{\kappa_j}, \quad (7)$$

with coefficients

$$K_j(\kappa_1, \dots, \kappa_p) = \frac{1}{\prod_{\kappa_l \neq \kappa_j} (1 - \kappa_l / \kappa_j)}. \quad (8)$$

(iii) For $i = 1, 2, \dots$, $\mathcal{OU}_{\kappa} \mathcal{OU}_{\kappa}^{(i)} = \mathcal{OU}_{\kappa}^{(i)} - \kappa \mathcal{OU}_{\kappa}^{(i+1)}$.

(iv) For any positive integer p the p -th power of the Ornstein-Uhlenbeck operator has the expansion

$$\mathcal{OU}_{\kappa}^p = \sum_{j=0}^{p-1} \binom{p-1}{j} \mathcal{OU}_{\kappa}^{(j)}. \quad (9)$$

(v) Let $\kappa_1, \dots, \kappa_q$ be pairwise different complex numbers with positive real parts, and p_1, \dots, p_q positive integers, and let us denote by $\boldsymbol{\kappa}$ a complex vector in $(\mathbf{C}^+)^p$ with components κ_h repeated p_h times, $p_h \geq 1$, $h = 1, \dots, q$, $\sum_{h=1}^q p_h = p$. Then, with $K_h(\boldsymbol{\kappa})$ defined by (8),

$$\prod_{h=1}^q \mathcal{O}\mathcal{U}_{\kappa_h}^{p_h} = \sum_{h=1}^q \frac{1}{\prod_{l \neq h} (1 - \kappa_l / \kappa_h)^{p_l}} \mathcal{O}\mathcal{U}_{\kappa_h}^{p_h} = \sum_{h=1}^q K_h(\boldsymbol{\kappa}) \mathcal{O}\mathcal{U}_{\kappa_h}^{p_h}.$$

Corollary 1. *The process*

$$x = \mathcal{O}\mathcal{U}_{\boldsymbol{\kappa}}(\sigma w) = \prod_{h=1}^q \mathcal{O}\mathcal{U}_{\kappa_h}^{p_h}(\sigma w)$$

can be expressed as the linear combination

$$x = \sum_{h=1}^q K_h(\boldsymbol{\kappa}) (1 + \xi_{\kappa_h, \sigma})^{(p_h-1)}, \quad (1 + \xi_{\kappa_h, \sigma})^{(p_h-1)} = \sum_{j=0}^{p_h-1} \binom{p_h-1}{j} \xi_{\kappa_h, \sigma}^{(j)} \quad (10)$$

of the p processes $\{\xi_{\kappa_h, \sigma}^{(j)} : h = 1, \dots, q, j = 0 \dots, p_h - 1\}$ (see (6)).

Corollary 2. *For real λ, μ , with $\lambda > 0$, the product $\mathcal{O}\mathcal{U}_{\lambda+i\mu} \mathcal{O}\mathcal{U}_{\lambda-i\mu}$ is real, that is, applied to a real process produces a real image.*

Proof of the Theorem and its corollaries:

Parts (i) and (iii) are obtained by direct computation of the integrals, (ii) follows from (i) by finite induction, as well as (iv) from (iii).

From the continuity of the integrals with respect to the parameter κ , the power $\mathcal{O}\mathcal{U}_{\kappa}^p$ satisfies

$$\mathcal{O}\mathcal{U}_{\kappa}^p = \lim_{\delta \downarrow 0} \prod_{j=1}^p \mathcal{O}\mathcal{U}_{\kappa+j\delta} = \lim_{\delta \downarrow 0} \sum_{j=1}^p K'_j(\delta, \kappa, p) \mathcal{O}\mathcal{U}_{\kappa+j\delta} \quad (11)$$

with

$$K'_j(\delta, \kappa, p) = \frac{1}{\prod_{1 \leq l \leq p, l \neq j} (1 - \frac{\kappa+l\delta}{\kappa+j\delta})}.$$

On the other hand, by (i),

$$\prod_{h=1}^q \mathcal{O}\mathcal{U}_{\kappa_h}^{p_h} = \lim_{\delta \downarrow 0} \prod_{h=1}^q \prod_{j=1}^{p_h} \mathcal{O}\mathcal{U}_{\kappa_h+j\delta_h} = \lim_{\delta \downarrow 0} \sum_{h=1}^q \sum_{j=1}^{p_h} K''_{h,j}(\delta, \boldsymbol{\kappa}) \mathcal{O}\mathcal{U}_{\kappa_h+j\delta_h} \quad (12)$$

where $\boldsymbol{\delta} = (\delta_1, \dots, \delta_q)$,

$$K''_{h,j}(\boldsymbol{\delta}, \boldsymbol{\kappa}) = \frac{1}{\prod_{1 \leq h' \leq q, 1 \leq j' \leq p_h, (h', j') \neq (h, j)} \left(1 - \frac{\kappa_{h'} + j' \delta_{h'}}{\kappa_h + j \delta_h}\right)} = K'''_{h,j}(\boldsymbol{\delta}, \boldsymbol{\kappa}) K'_j(\delta_h, \kappa_h, p_h),$$

and

$$K'''_{h,j}(\boldsymbol{\delta}, \boldsymbol{\kappa}) = \frac{1}{\prod_{1 \leq h' \leq q, h' \neq h} \prod_{j'=1}^{p_{h'}} (1 - (\kappa_{h'} + j' \delta_{h'}) / (\kappa_h + j \delta_h))} \rightarrow K_h(\boldsymbol{\kappa}) \text{ as } \boldsymbol{\delta} \downarrow 0$$

For the h -th term in the right-hand side of (12), we compute

$$\begin{aligned} \lim_{\boldsymbol{\delta} \downarrow 0} \sum_{j=1}^{p_h} K''_{h,j}(\boldsymbol{\delta}, \boldsymbol{\kappa}) \mathcal{OU}_{\kappa_h + j \delta_h} &= \lim_{\boldsymbol{\delta} \downarrow 0} \sum_{j=1}^{p_h} K'''_{h,j}(\boldsymbol{\delta}, \boldsymbol{\kappa}) K'_j(\delta_h, \kappa_h, p_h) \mathcal{OU}_{\kappa_h + j \delta_h} \\ &= \lim_{\boldsymbol{\delta} \downarrow 0} \sum_{j=1}^{p_h} (K'''_{h,j}(\boldsymbol{\delta}, \boldsymbol{\kappa}) - K_h(\boldsymbol{\kappa})) K'_j(\delta_h, \kappa_h, p_h) \mathcal{OU}_{\kappa_h + j \delta_h} \\ &\quad + K_h(\boldsymbol{\kappa}) \lim_{\boldsymbol{\delta} \downarrow 0} \sum_{j=1}^{p_h} K'_j(\delta_h, \kappa_h, p_h) \mathcal{OU}_{\kappa_h + j \delta_h} = K_h(\boldsymbol{\kappa}) \mathcal{OU}_{\kappa_h}^{p_h} \end{aligned}$$

because of (11), since, in addition, each term in the first sum tends to zero. This ends the verification of (v).

Corollary 1 is an immediate consequence of (iv) and (v), and Corollary 2 follows by applying (i), to compute

$$\begin{aligned} \mathcal{OU}_{\lambda + \imath \mu} \mathcal{OU}_{\lambda - \imath \mu} &= \frac{\lambda + \imath \mu}{2\imath \mu} \mathcal{OU}_{\lambda + \imath \mu} - \frac{\lambda - \imath \mu}{2\imath \mu} \mathcal{OU}_{\lambda - \imath \mu} \\ &= \int_{-\infty}^t e^{-\lambda(t-s)} \left[\frac{\lambda + \imath \mu}{2\imath \mu} (\cos(\mu(t-s)) + \imath \sin(\mu(t-s))) \right. \\ &\quad \left. - \frac{\lambda - \imath \mu}{2\imath \mu} (\cos(\mu(t-s)) - \imath \sin(\mu(t-s))) \right] dw(s) \\ &= \int_{-\infty}^t e^{-\lambda(t-s)} (\cos(\mu(t-s)) + \frac{\lambda}{\mu} \sin(\mu(t-s))) dw(s). \end{aligned}$$

□

3.2 Computing the covariances

The representation

$$x = \mathcal{OU}_{\boldsymbol{\kappa}}(\sigma w) = \sum_{h=1}^q K_h \sum_{j=1}^{p_h} \binom{p_h-1}{j-1} \mathcal{OU}_{\kappa_h}^{(j-1)}(\sigma w)$$

of x as a linear combination of the processes $\xi_{\kappa_h, \sigma}^{(i)} = \mathcal{OU}_{\kappa_h}^{(i)}(\sigma w)$ allows a direct computation of the covariances $\gamma(t) = \mathbf{E}x(t)\bar{x}(0)$ through a closed formula, in terms of the covariances $\gamma_{\kappa_1, \kappa_2, \sigma}^{(i_1, i_2)}(t) = \mathbf{E}\xi_{\kappa_1, \sigma}^{(i_1)}(t)\bar{\xi}_{\kappa_2, \sigma}^{(i_2)}(0)$:

$$\gamma(t) = \sum_{h'=1}^q \sum_{i'=0}^{p_{h'}-1} \sum_{h''=1}^q \sum_{i''=0}^{p_{h''}-1} K_{h'}(\boldsymbol{\kappa}) \bar{K}_{h''}(\boldsymbol{\kappa}) \binom{p_{h'}-1}{i'} \binom{p_{h''}-1}{i''} \gamma_{\kappa_{h'}, \kappa_{h''}, \sigma}^{(i', i'')}(t) \quad (13)$$

with

$$\begin{aligned} \gamma_{\kappa_1, \kappa_2, \sigma}^{(i_1, i_2)}(t) &= \sigma^2 (-\kappa_1)^{i_1} (-\bar{\kappa}_2)^{i_2} \int_{-\infty}^0 e^{-\kappa_1(t-s)} \frac{(t-s)^{i_1}}{i_1!} e^{-\bar{\kappa}_2(-s)} \frac{(-s)^{i_2}}{i_2!} ds \\ &= \sigma^2 (-\kappa_1)^{i_1} (-\bar{\kappa}_2)^{i_2} e^{-\kappa_1 t} \sum_{j=0}^{i_1} \binom{i_1}{j} \frac{t^j}{i_1! i_2!} \int_{-\infty}^0 e^{(\kappa_1 + \bar{\kappa}_2)s} (-s)^{i_1 + i_2 - j} ds \\ &= \frac{\sigma^2 (-\kappa_1)^{i_1} (-\bar{\kappa}_2)^{i_2} e^{-\kappa_1 t}}{i_2!} \sum_{j=0}^{i_1} \frac{t^j (i_1 + i_2 - j)!}{j! (i_1 - j)! (\kappa_1 + \bar{\kappa}_2)^{(i_1 + i_2 - j + 1)}} \quad (14) \end{aligned}$$

A real expression for the covariance when the imaginary parameters appear as conjugate pairs is much more involved than this one, that contains complex terms.

4 OU(p) is not an AR(p)

The series of observations of an OU(p) at equally spaced times is not an AR(p) in general, for $p > 1$. Consider the autocorrelations of the time series obtained by evaluating x in multiples of a given instant τ . If $X_i = x(i\tau)$, then

$$\rho_i = \frac{\mathbf{E}X_i X_0}{\mathbf{Var}X_0} = \frac{\gamma(i\tau)}{\gamma(0)}$$

Lemma 1 shows through a direct computation of covariances that the family of series obtained from OU(2) are not in general AR(2) processes.

Lemma 1. *Suppose x is a real OU(2) process and X is a AR(2) process, with equal autocorrelations of order 1 and 2. Then, in general, the autocorrelations of order 3 are different.*

Proof: For the AR(2) process, if r_1, r_2, r_3 are the autocorrelations of orders 1, 2 and 3, these quantities satisfy the following relations:

$$-1 \leq r_1 \leq 1, \quad 2r_1^2 - 1 \leq r_2 \leq 1, \quad r_3 = \frac{r_1}{1 - r_1^2}(2r_2 - r_1^2 - r_2^2) \quad (15)$$

For the OU(2) process of real parameters $\lambda_1 < \lambda_2$,

$$\begin{aligned} \gamma(t) &= \sum_{j,k=1}^2 \frac{K_j K_k e^{-\lambda_j t}}{\lambda_j + \lambda_k} = \frac{K_1^2 e^{-\lambda_1 t}}{2\lambda_1} + \frac{K_2^2 e^{-\lambda_2 t}}{2\lambda_2} + \frac{K_1 K_2 (e^{-\lambda_1 t} + e^{-\lambda_2 t})}{\lambda_1 + \lambda_2} \\ &= \frac{\lambda_1 e^{-\lambda_1 t}}{2(\lambda_2 - \lambda_1)^2} + \frac{\lambda_2 e^{-\lambda_2 t}}{2(\lambda_2 - \lambda_1)^2} - \frac{\lambda_1 \lambda_2 (e^{-\lambda_1 t} + e^{-\lambda_2 t})}{(\lambda_2 - \lambda_1)^2 (\lambda_1 + \lambda_2)} \\ &= \frac{\lambda_1 (\lambda_1 + \lambda_2) e^{-\lambda_1 t} + \lambda_2 (\lambda_1 + \lambda_2) e^{-\lambda_2 t} - 2\lambda_1 \lambda_2 (e^{-\lambda_1 t} + e^{-\lambda_2 t})}{2(\lambda_2 - \lambda_1)^2 (\lambda_1 + \lambda_2)} \\ &= \frac{\lambda_1 (\lambda_1 - \lambda_2) e^{-\lambda_1 t} + \lambda_2 (-\lambda_1 + \lambda_2) e^{-\lambda_2 t}}{2(\lambda_2 - \lambda_1)^2 (\lambda_1 + \lambda_2)} = \frac{\lambda_2 e^{-\lambda_2 t} - \lambda_1 e^{-\lambda_1 t}}{2(\lambda_2^2 - \lambda_1^2)} \end{aligned}$$

From this equation we obtain

$$\gamma(0) = \frac{1}{2(\lambda_1 + \lambda_2)}$$

and the correlations

$$\rho_h = \frac{\lambda_2 e^{-\lambda_2 h \tau} - \lambda_1 e^{-\lambda_1 h \tau}}{\lambda_2 - \lambda_1}, \quad h = 1, 2, 3, \dots \quad (16)$$

The substitution λ_h/τ for λ_h shows that the same family of correlations is obtained for any value of τ ; hence, we can fix $\tau = 1$ without loss of generality. In particular, for $\rho_1 = r_1$ and $\rho_2 = r_2$, we compute ρ_3 and r_3 as functions of λ_1 and λ_2 using (15) and (16).

The plot of $\rho_3 - r_3$ in Figure 1 (a) shows that these results differ. In particular, Figure 1 (b) shows that the correlations of a certain OU(2) (o) and the AR(2) (x) process with $r_1 = \rho_1$ and $r_2 = \rho_2$ are not identical. These processes have been chosen to maximise $|\rho_3 - r_3|$. The parameters are $\kappa = (0.84, 0.84)$ and $r_3 - \rho_3 = 0.1032608$.

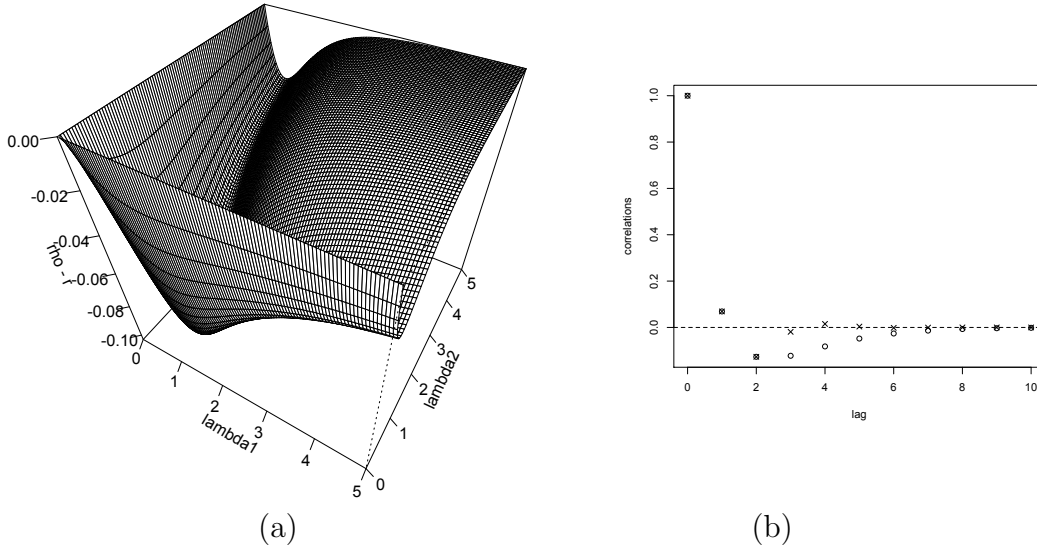


Figure 1: (a) Differences of the third order correlations of OU(2) processes with real parameters λ_1, λ_2 and the AR(2) processes with the same first two correlations. (b) The first ten correlations of two particular OU(2) (\circ) and AR(2) (\times) processes with $r_1 = \rho_1$ and $r_2 = \rho_2$.

5 Estimation of the parameters of OU(p)

5.1 Reparameterisation by means of real parameters

Since we wish to consider real processes x and the process itself and its covariance $\gamma(t)$ depend only on the unordered set of the components of $\boldsymbol{\kappa}$, we shall reparameterise the process by means of the real vector $\boldsymbol{\phi} = (\phi_1, \dots, \phi_p)$ given by the polynomial identity

$$g(z) = \prod_{j=1}^p (1 + \kappa_j z) = 1 - \sum_{j=1}^p \phi_j z^j. \quad (17)$$

The resulting process is real, because of Corollary 2.

5.2 Maximum likelihood estimation (MLE)

We shall assume that the process $\mu + x$ is observed at times $0, \tau, 2\tau, \dots, n\tau$. By choosing τ the time unit of measure, we assume without loss of generality

that our observations are $\{\mu + x(i) : i = 0, 1, \dots, n\}$.

The likelihood L of the vector $\Delta\mathbf{x} = (x(1) - x(0), x(2) - x(1), \dots, x(n) - x(n-1))$ is given by

$$\log L(\mathbf{x}; \boldsymbol{\phi}, \sigma) = -\frac{n}{2} \log(2\pi) - \frac{1}{2} \log(\det(V(\boldsymbol{\phi}, \sigma))) - \frac{1}{2} \Delta\mathbf{x}^{\text{tr}} (V(\boldsymbol{\phi}, \sigma))^{-1} \Delta\mathbf{x}$$

with $V(\boldsymbol{\phi}, \sigma)$ equal to the $n \times n$ matrix with components

$$V_{h,i} = 2\gamma(|h-i|) - \gamma(|h-i|+1) - \gamma(|h-i|-1)$$

that reduce to $2(\gamma(0) - \gamma(1))$ at the diagonal $h = i$.

From these elements, a numerical optimisation leads to obtain the maximum likelihood estimators $\hat{\boldsymbol{\phi}}$ of $\boldsymbol{\phi}$ and $\hat{\sigma}^2$ of σ^2 . If required, the estimations $\hat{\boldsymbol{\kappa}}$ follow by solving the analogue of the polynomial equation (17) written in terms of the estimators:

$$\prod_{j=1}^p (1 + \hat{\kappa}_j z) = 1 - \sum_{j=1}^p \hat{\phi}_j z^j.$$

The optimisation for large n and the solution of the algebraic equation for large p require a considerable computation effort, but there are efficient programs to perform both operations, as `optim` and `polyroot` in R (R Development Core Team [2011]).

An alternative when the process is assumed to be centred ($\mu = 0$) is to maximise the log-likelihood of $\mathbf{x} = (x(0), x(1), \dots, x(n))^{\text{tr}}$

$$\log L(\mathbf{x}; \boldsymbol{\phi}, \sigma) = -\frac{n}{2} \log(2\pi) - \frac{1}{2} \log(\det(\Gamma(\boldsymbol{\phi}, \sigma))) - \frac{1}{2} \mathbf{x}^{\text{tr}} (\Gamma(\boldsymbol{\phi}, \sigma))^{-1} \mathbf{x}$$

where Γ has components $\Gamma_{h,i} = \gamma(|h-i|)$ ($h, i = 0, 1, \dots, n$).

The optimisation procedures require an initial guess about the value of the parameter to be estimated. The estimators obtained by *matching correlations* described in the next section can be used for that purpose.

5.3 Matching correlations estimation (MCE)

From the closed formula for the covariance γ (eq. (13)) and the relationship between $\boldsymbol{\kappa}$ and $\boldsymbol{\phi}$ (eq. (17)), we have a mapping $(\boldsymbol{\phi}, \sigma^2) \mapsto \gamma(t)$, for each t . Since $\boldsymbol{\rho}^{(T)} := (\rho(1), \rho(2), \dots, \rho(T))^{\text{tr}} = (\gamma(1), \gamma(2), \dots, \gamma(T))^{\text{tr}} / \gamma(0)$ does not depend on σ^2 , these equations determine a map $\mathcal{C} : (\boldsymbol{\phi}, T) \mapsto \boldsymbol{\rho}^{(T)} = \mathcal{C}(\boldsymbol{\phi}, T)$

for each T . After choosing a value of T and obtaining an estimate $\boldsymbol{\rho}_e^{(T)}$ of $\boldsymbol{\rho}^{(T)}$ based on the empirical covariances of x , we propose as a first estimate of $\boldsymbol{\phi}$, the vector $\check{\boldsymbol{\phi}}_T$ such that all the components of the corresponding $\boldsymbol{\kappa}$ have positive real parts, and such that the euclidean norm $\|\boldsymbol{\rho}_e^{(T)} - \mathcal{C}(\check{\boldsymbol{\phi}}_T, T)\|$ reaches its minimum. The procedure resembles the estimation by the *method of moments*. The components of $\boldsymbol{\rho}_e^{(T)}$ for the series $(x_i)_{i=1,2,\dots,n}$ are computed as $\rho_{e,h} = \gamma_{e,h}/\gamma_{e,0}$, $\gamma_{e,h} = \frac{1}{n} \sum_{i=1}^{n-h} x_i x_{i+h}$.

5.4 Some simulations

We have simulated the series $x(i), i = 0, 1, 2, \dots, n$ obtained from an OU process x for $n = 300$ and three different values of the parameters and computed the MC and ML estimators $\check{\boldsymbol{\phi}}_T$, and $\hat{\boldsymbol{\phi}}$. The value of T for the MC estimation has been arbitrarily set equal to the integral part of $0.9 \times n$, but the graphs of $\check{\boldsymbol{\phi}}_T$ for several values of T show in each case that after T exceeds a moderate threshold, the estimates remain practically constant. One of such graphs is included below (see Figure 4).

The simulations show that the correlations of the series with the estimated parameters are fairly adapted to each other and to the empirical covariances. The departure from the theoretical covariances of x can be ascribed to the simulation intrinsic randomness.

Our first two examples describe OU(3) processes with arbitrarily (and randomly) chosen parameters and the third one imitates the behaviour of Series A that appears in §6.

Example 1. A series $(x_i)_{i=0,1,\dots,n}$ of $n = 300$ observations of the $\text{OU}_{\boldsymbol{\kappa}}$ process x ($p = 3$, $\boldsymbol{\kappa} = (0.9, 0.2 + 0.4i, 0.2 - 0.4i)$, $\sigma^2 = 1$) was simulated, and the parameters $\boldsymbol{\phi} = (-1.30, -0.56, -0.18)$ and $\sigma^2 = 1$ were estimated by means of $\check{\boldsymbol{\phi}}_T = (-1.9245, -0.6678, -0.3221)$, $T = 270$, $\hat{\boldsymbol{\phi}} = (-1.3546, -0.6707, -0.2355)$ and $\hat{\sigma}^2 = 0.8958$. The corresponding estimators for $\boldsymbol{\kappa}$ are $\check{\boldsymbol{\kappa}} = (1.6368, 0.1439 + 0.4196i, 0.14389 - 0.4196i)$ and $\hat{\boldsymbol{\kappa}} = (0.9001, 0.2273 + 0.4582i, 0.2273 - 0.4582i)$.

Figure 2 describes the theoretical, empirical and estimated covariances of x under the assumption $p = 3$, that is, the actual order of x . The results obtained when the estimation is performed for $p = 2$ and $p = 4$ are shown in Figure 3. Finally, Figure 4 shows that the MC estimates of $\boldsymbol{\phi}$ become stable for T moderately large, and close to the already indicated estimations for $T = 270$ (the horizontal lines).

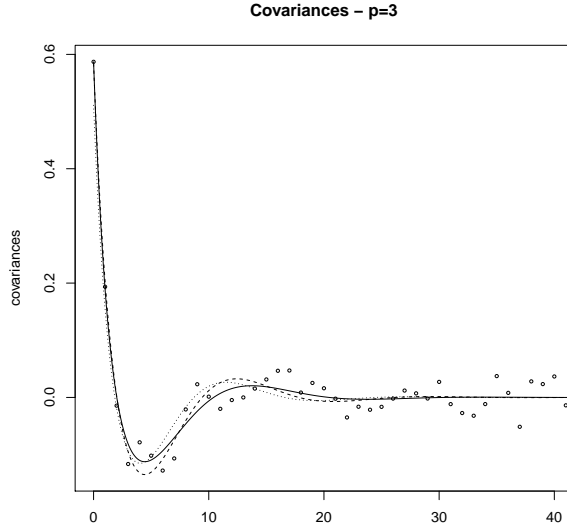


Figure 2: Empirical covariances (\circ) and covariances of the MC (—) and ML (- - -) fitted OU models, for $p = 3$ corresponding to Example 1. The covariances of OU_{κ} are indicated with a dotted line.

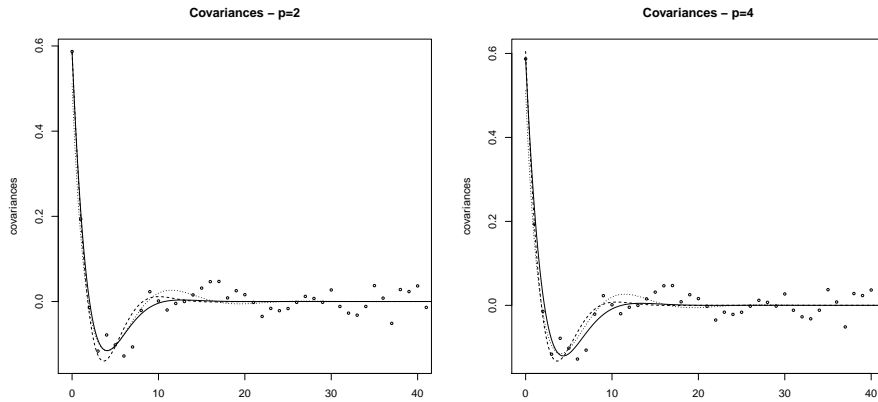


Figure 3: Empirical covariances (\circ) and covariances of the MC (—) and ML (- - -) fitted OU models, for $p = 2, 4$ corresponding to Example 1. The covariances of OU_{κ} are indicated with a dotted line.

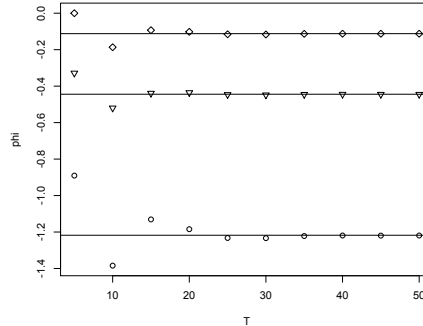


Figure 4: The MC estimations $\check{\phi}_1(\circ)$, $\check{\phi}_2(\nabla)$ and $\check{\phi}_3(\diamond)$ for different values of T , corresponding to Example 1. The horizontal lines indicate the estimations for $T = 270$.

Example 2. The process $x = \text{OU}_{(0.04, 0.21, 1.87)}$ is analysed as in Example 1. The resulting estimators are $\check{\phi}_T = (-2.0611, -0.7459, -0.0553)$, $T = 270$, $\check{\kappa} = (1.6224, 0.3378, 0.1009)$, $\check{\phi} = (-1.8253, -0.7340, -0.0680)$, $\hat{\sigma}^2 = 0.7842$, $\hat{\kappa} = (1.3015, 0.3897, 0.1342)$, and the resulting covariances are shown in Figure 5 .

Example 3. The parameter $\kappa = (-0.83 - 0.0041 - 0.0009)$ used in the simulation of the OU process x treated in the present example is approximately equal to the parameter $\hat{\kappa}$ obtained by ML estimation with $p = 3$ for Series A in §6.1. As in previous examples, a graphical presentation of the estimated covariances is given in Figure 6.

The description of the performance of the model is complemented by comparing in Figure 7 the simulated values of the process in 400 equally spaced points filling the interval (199,201) with the predicted values for the same interval, based on the OU(3) model and the assumed observed data $x(0), x(2), x(3), \dots, x(200)$. Also a 2σ confidence band is included in the graph, in order to describe the precision of the predicted values.

6 Applications to real data

In this section we present experimental results on three real data sets. We fit OU(p) processes for small values of p and also some ARMA processes. In

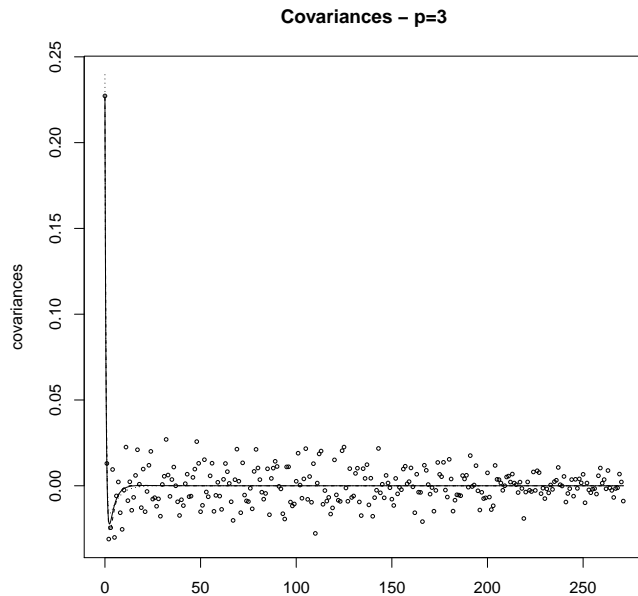


Figure 5: Empirical covariances (\circ) and covariances of the MC (—) and ML (- - -) fitted OU models, for $p = 3$ corresponding to Example 2. The covariances of OU_{κ} are indicated with a dotted line.

each case we have observed that we can find an adequate value of p for which the empirical covariances are well approximated by the covariances of the adjusted $OU(p)$ model. This is not the case for the AR or ARMA models in all three examples. We present a detailed comparison of both methodologies for the first example.

The first two data sets are taken from Box et al. [1994], and correspond to equally spaced observations of continuous time processes that might be assumed to be stationary. The third one is a series obtained by choosing one in every 100 terms of a high frequency recording of oxygen saturation in blood of a newborn child. The data were obtained by a team of researchers of Pereira Rossell Children Hospital in Montevideo, Uruguay, integrated by L. Chiapella, A. Criado and C. Scavone. Their permission to analyse the data is gratefully acknowledged by the authors.

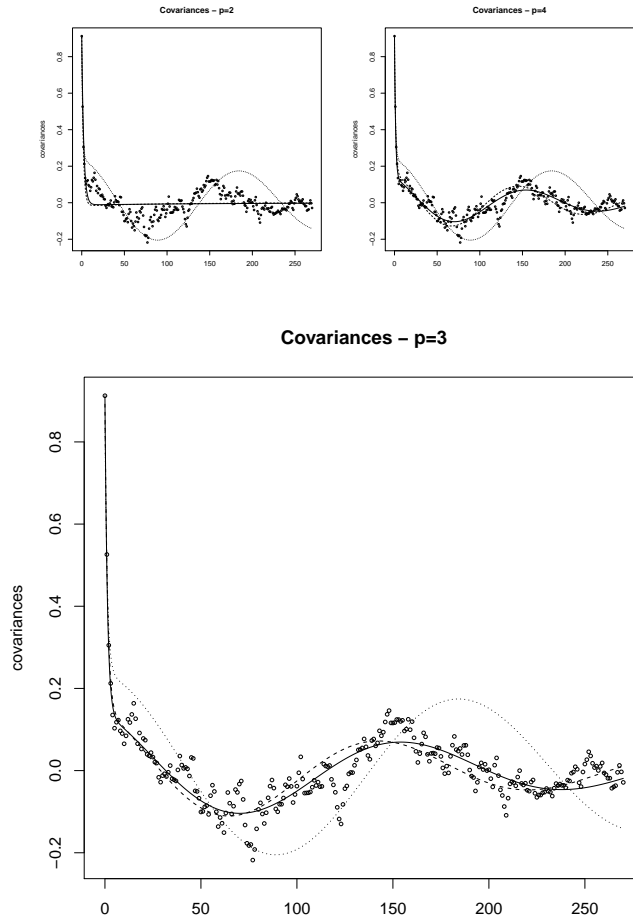


Figure 6: Empirical covariances (\circ) and covariances of the MC (—) and ML (- - -) fitted OU models, for $p = 2, p = 4$ and $p = 3$, the actual value of the parameter, corresponding to Example 3. The covariances of OU_{κ} are indicated with a dotted line.

6.1 Box, Jenkins and Reinsel “Series A”

The Series A is a record of $n = 197$ chemical process concentration readings, taken every two hours, introduced with that name and analysed in Chapter 4 of Box et al. [1994] (see also http://rgm2.lab.nig.ac.jp/RGM2/tfunc.php?rd_id=FitAR:SeriesA). The original data are plotted in Figure 8.

The diagrams in Figure 9 compare the empirical covariances of the series with the covariances of the estimated $ARMA(p, q)$ process fitted by means

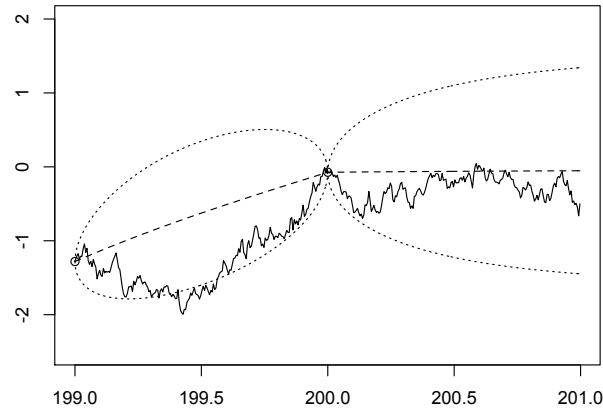


Figure 7: Estimated interpolation and prediction of $x(t)$ for $199 < t < 200$ and $200 < t < 201$, respectively (---), 2σ confidence bands based on $(x(i))_{i=0,1,\dots,200}$ (\cdots), and a refinement of the simulation of $x(t)$ on $199 < t < 200$.

of the R function `arima` for several values of p and q . In particular, the ARMA(1,1) is suggested as a model for this data in Box et al. [1994], and subsets of AR(7) are proposed in Cleveland [1971] and McLeod and Zhang

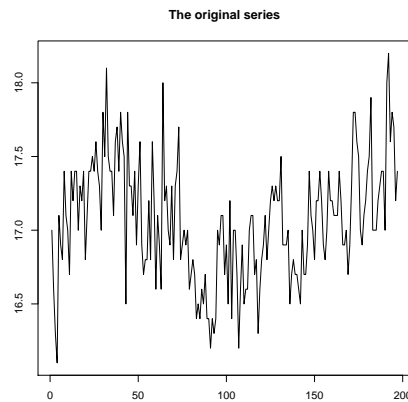


Figure 8: Series A

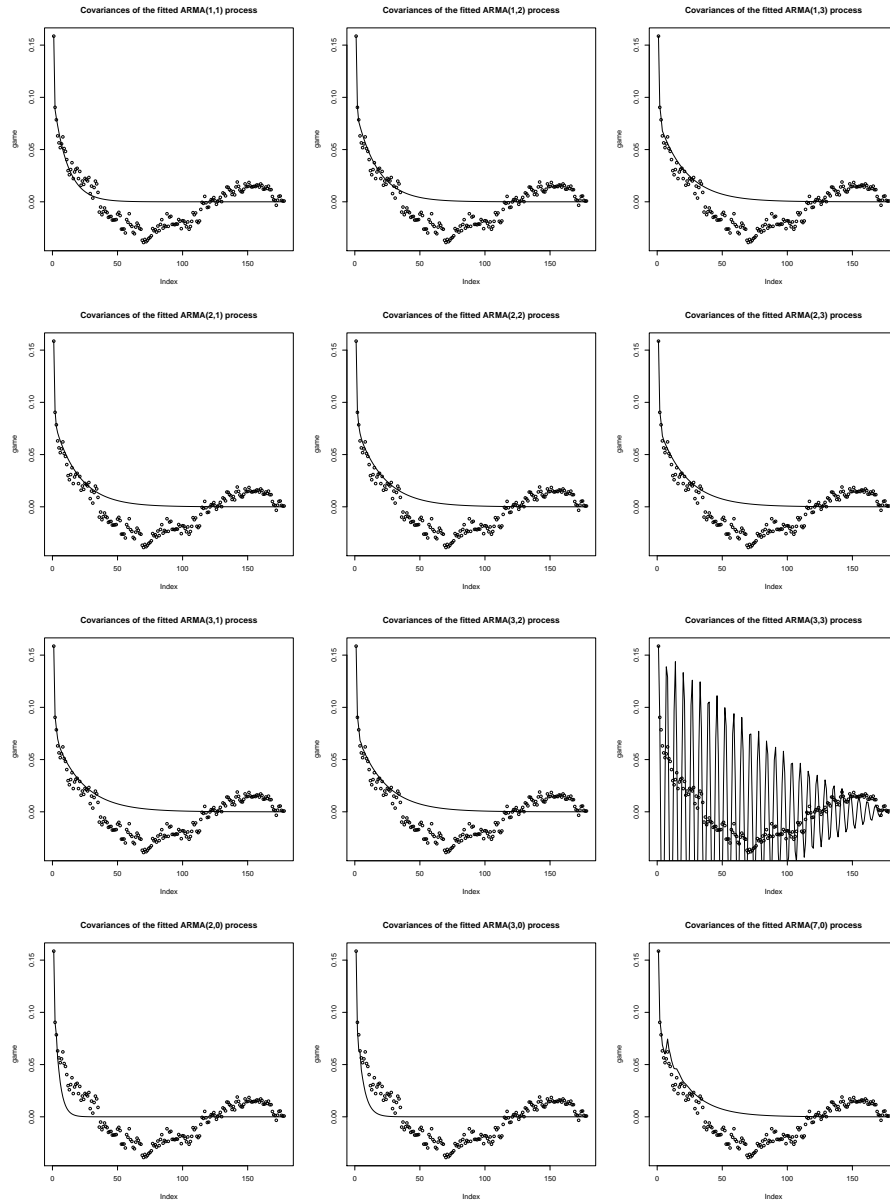


Figure 9: Empirical and ARMA-fitted covariances for Series A

[2006] for the same purpose.

The ARMA(1,1) and the AR(7) fit fairly well the autocovariances for small lags, but fail to capture the structure of autocorrelations for large lags

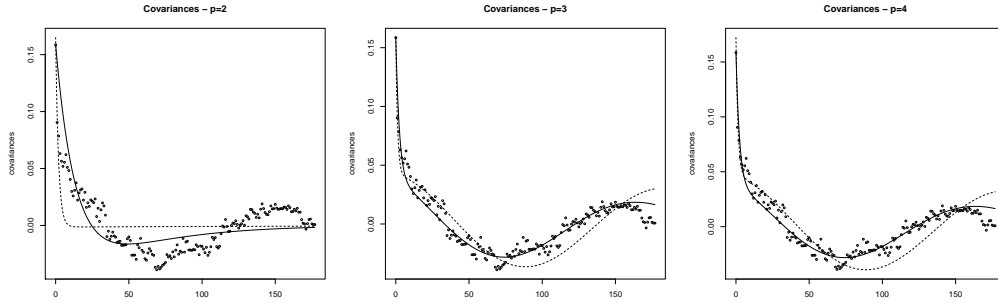


Figure 10: Empirical covariances (\circ) and covariances of the MC (—) and ML (- - -) fitted $OU(p)$ models, for $p = 2, 3, 4$ corresponding to Series A.

present in the series. However, the approximations obtained with the $OU(3)$ process reflects both the short and long dependences, as shown in Figure 10.

Finally we show in Figure 11 the predicted values of the continuous parameter process $x(t)$ for t between $n - 7$ and $n + 4$ (190-201), obtained as

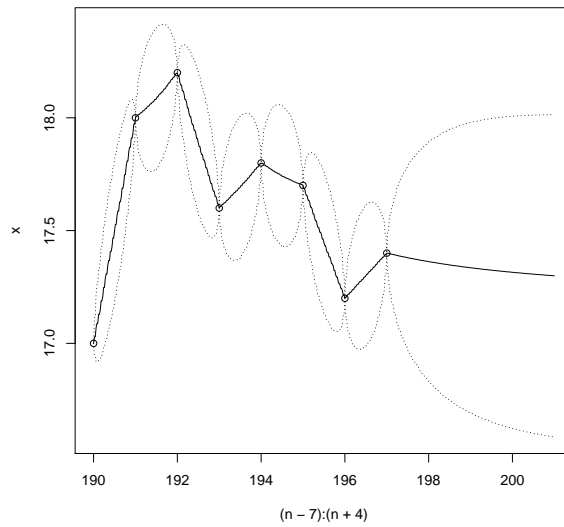


Figure 11: Confidence bands for interpolated and extrapolated values of Series A for continuous domain.

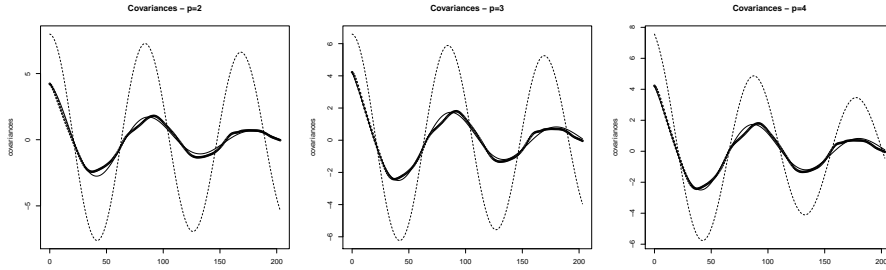


Figure 12: Empirical covariances (\circ) and covariances of the MC (—) and ML (- -) fitted $OU(p)$ models for $p = 2, 3, 4$ corresponding to Series C.

the best linear predictions based on the last 90 observed values, and on the correlations given by the fitted $OU(3)$ model. The upper and lower lines are 2σ -confidence limits for each value of the process.

6.2 Box, Jenkins and Reinsel Series C

The Series C is a record of $n = 226$ chemical process temperature readings, taken every minute, introduced with that name in Box et al. [1994], p. 544.

As in the previous example, the fitted $ARMA(p, q)$ and $ARIMA(p, 1, q)$ models for moderate values of p and q fail to capture the autocorrelations that might be present in the series. Figure 12 shows the empirical covariances of the series and the covariances of the MC (—) and ML (- -) fitted $OU(p)$ models for $p = 2$, $p = 3$ and $p = 4$. It is not surprising that the MC estimated covariances fit better than the ML ones the empirical covariances, since they have been obtained by optimising that fit. The poor performance of the ML estimation is presumably due to the fact that the series does not obey an OU model.

The corresponding graphs for the first differences of Series C are included in Figure 13.

6.3 Oxygen saturation in blood

The oxygen saturation in blood of a newborn child has been monitored during seventeen hours, and measures taken every two seconds. We assume that a series x_0, x_1, \dots, x_{304} of measures taken at intervals of 200 seconds is observed, and fit OU processes of orders $p = 2, 3, 4$ to that series.

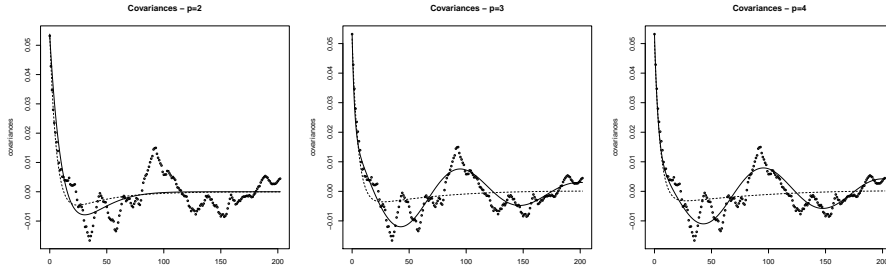


Figure 13: Empirical covariances (\circ) and covariances of the MC (—) and ML (- -) fitted $OU(p)$ models for $p = 2, 3, 4$ corresponding to the first differences of Series C.

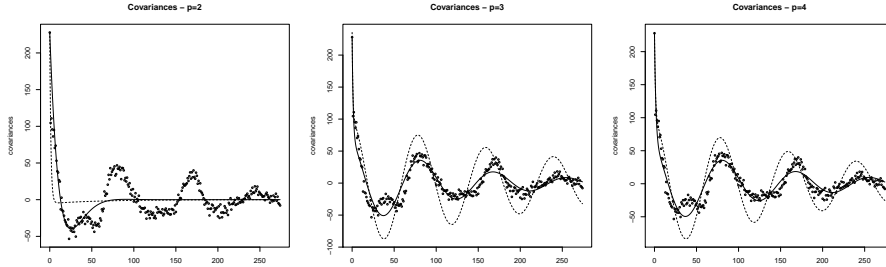


Figure 14: Empirical covariances (\circ) and covariances of the MC (—) and ML (- -) fitted $OU(p)$ models for $p = 2, 3, 4$ corresponding to the series of O_2 saturation in blood.

Again the empirical covariances of the series and the covariances of the fitted $OU(p)$ models for $p = 2$, $p = 3$ and $p = 4$ are plotted (see Figure 14) and the estimated interpolation and extrapolation are shown in Figure 15. In the present case, the actual values of the series for integer multiples of $1/100$ of the unit measure of 200 seconds are known, and plotted in the same figure.

7 Conclusions and comments

We have proposed a family of continuous time stationary processes based on iterations of a generalisation of the linear operator that maps a Wiener process onto an Ornstein-Uhlenbeck process. The $OU(p)$ family depends on

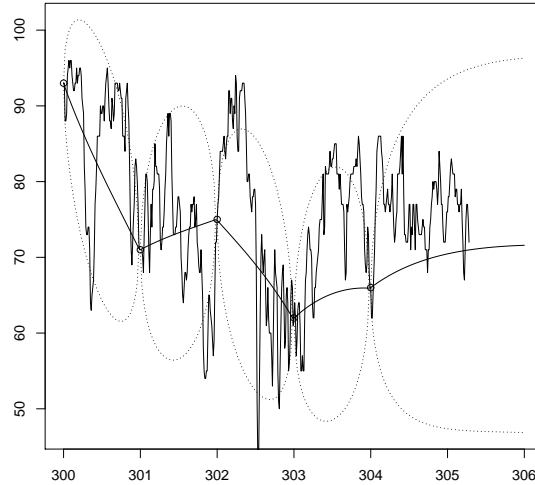


Figure 15: Partial graph showing the five last values of the series of O_2 saturation in blood at integer multiples of the 200 seconds unit of time (\circ), interpolated and extrapolated predictions ($—$), 2σ confidence bands ($- - -$), and actual values of the series.

$p + 1$ parameters that can be easily estimated by either a maximum likelihood or matching correlations procedures. Matching correlation estimators provide a fair estimation of the covariances of the data, even if the model is not well specified.

The families of $OU(p)$ models can be used as an alternative to ARMA or AR models for the study of stationary time series. For $p = 1$, $OU(1)$ observed at equally spaced time instants coincides with $AR(1)$ but for larger values of p the covariances that can be described with $OU(p)$ models are not in general the same as those given by the $AR(p)$ models. In fact, the autocorrelation structure that might be present in the data for large lags can be modeled with $OU(p)$ with small values of p , a fitting that the ARMA and AR models fail to accomplish.

References

- Barndorff-Nielsen, O. E and Shephard, N (2001a). Non-Gaussian Ornstein-Uhlenbeck-based models and some of their uses in financial economics. *J. Roy. Statist. Soc. Ser. B*, 63:167–241.
- Barndorff-Nielsen, O.E. and Shephard, N. (2001b). Modelling by Lévy processes for financial econometrics. In: *Lévy processes, theory and applications* (eds. Barndorff-Nielsen, O. E, Mikosch, T., and Resnick, S.). Birkhäuser, Boston.
- Box, G.E.P., Jenkins, G.M. and Reinsel, G.C. (1994). *Time Series Analysis. Forecasting and Control*. Third ed., Prentice-Hall, New Jersey, U.S.A.
- Cleveland, W.S. (1971). The inverse autocorrelations of a time series and their applications. *Technometrics*, 14, 277-298.
- Gardiner, C. W. (2004) *Handbook of stochastic methods for physics, chemistry, and the natural sciences*. Third. ed, Springer-Verlag.
- Hyndman, R.J. Time Series Data Library, <http://data.is/TSDLdemo>. Accessed on <<http://robjhyndman.com/tsdldata/data/boxjenk1.dat>>
- Maller, R. A., Müller, G., and Szimayer, A., (2009). Ornstein-Uhlenbeck processes and extensions. *Handbook of Financial Time Series*, 421–438, (Springer)
- McLeod, A.I. and Zhang, Y. (2006). Partial autocorrelation parameterization for subset autoregression. *J. of Time Series Analysis*, 27, 599-612.
- Nicolato, E. and Venardos, E. (2003). Option pricing in stochastic volatility models of the Ornstein-Uhlenbeck type. *Math. Finance*, 13 (4), 445–466.
- R Development Core Team (2011). R: A language and environment for statistical computing. *R Foundation for Statistical Computing*, Vienna, Austria. ISBN 3-900051-07-0, URL
- G. E. Uhlenbeck, L. S. Ornstein (1930). On the Theory of the Brownian Motion, *Phys. Rev.*, **36**, 823–841.
- Vasicek, O. A. (1977). An equilibrium characterisation of the term structure. *J. Fin. Econ.*, 5 :177–188.