

# Measurements of Non-photonic Electron Production and Azimuthal Anisotropy in $\sqrt{s_{NN}} = 39, 62.4$ and 200 GeV Au+Au Collisions from STAR at RHIC

Mustafa Mustafa (for the STAR Collaboration)<sup>1</sup>

*Dept. Of Physics, Purdue University, West Lafayette, IN 47907. US. E-mail mustafa@purdue.edu*

---

## Abstract

During RHIC 2010 run, STAR has collected a large amount of minimum-bias, central and high  $p_T$  trigger data in Au+Au collisions at  $\sqrt{s_{NN}} = 39, 62.4$  and 200 GeV with detector configuration for minimum photonic conversion background. In this article we report on a new high precision measurement of non-photonic electron mid-rapidity invariant yield, improved nuclear modification factor and  $v_2$  in Au+Au collisions at  $\sqrt{s_{NN}} = 200$  GeV. We also present measurements of mid-rapidity invariant yield at  $\sqrt{s_{NN}} = 62.4$  and  $v_2$  at  $\sqrt{s_{NN}} = 39$  and 62.4 GeV.

---

## 1. Introduction

Exploiting the merits of heavy quarks is one of the most important and promising tools to probe the strongly interacting partonic medium created in heavy-ion collisions. Heavy quarks are mostly created through gluon fusion [1], almost exclusively [2] early in the heavy-ion collision, therefore, they experience the different stages of the medium evolution. Also, their masses are external to QCD [3] and thus are not modified by the presence of the medium. Hence, the kinematics of emerging heavy quarks carry a memory of their interactions with the medium. By comparing the heavy quark production in heavy-ion collisions to the baseline production in  $p + p$  and  $d + \text{Au}$  collisions, we seek to further understand flavor dependence of energy loss in the medium. Azimuthal anisotropy of heavy quarks provides further information on the strength of their interaction with the medium, and more experimental discrimination power for theoretical models.

In this article we report on the preliminary results of measuring the production of electrons from heavy flavor semi-leptonic decays, so-called non-photonic electrons (NPE). We show a new high precision measurement of NPE production at mid-rapidity in Au+Au collisions at  $\sqrt{s_{NN}} = 200$  GeV, then using our previously published  $p + p$  measurement [4] we show an improved nuclear modification factor  $R_{AA}$  and compare it to theoretical models. Then we show measurements of NPE azimuthal anisotropy,  $v_2\{2\}$ ,  $v_2\{4\}$  and  $v_2\{EP\}$ . Finally, we show measurements of NPE production in Au+Au collisions at  $\sqrt{s_{NN}} = 62.4$  GeV, and  $v_2\{2\}$  measurements at  $\sqrt{s_{NN}} = 39$  and 62.4 GeV.

---

<sup>1</sup>A list of members of the STAR Collaboration and acknowledgements can be found at the end of this issue.

## 2. Datasets and Analyses

In RHIC run 2010, STAR has sampled nearly  $2.6 \text{ nb}^{-1}$  luminosity of Au+Au collisions at  $\sqrt{s_{NN}} = 200 \text{ GeV}$ . Minimum Bias (MB) trigger data is used for low  $p_T$  electrons. High  $p_T$  trigger (HT) data is used for higher statistical precision at high  $p_T$ . We have also utilized data from an independent 0 – 5% centrality trigger. We use about  $1 \text{ nb}^{-1}$  for the  $\sqrt{s_{NN}} = 200 \text{ GeV}$  results we show here. During the same RHIC run STAR has also collected Au+Au collisions data at  $\sqrt{s_{NN}} = 39$  and  $62.4 \text{ GeV}$ , which is used for the measurements we show here.

For analyses in all collision energies, the most important detector is the STAR Time Projection Chamber (TPC) with large acceptance, which provides tracking and  $dE/dx$  for electrons identification. Hadron rejection is done utilizing Time of Flight (TOF) [6] information at low  $p_T$  and the Barrel Electromagnetic Calorimeter (BEMC) [7] at high  $p_T$ . The BEMC is also used for triggering on high  $p_T$  electrons.

To extract NPE, we statistically subtract the contribution of photonic electrons (PE) from the identified inclusive electrons. By reconstructing the invariant mass of electron pairs we estimate the PE contribution from gamma conversion, and  $\pi^0$ ,  $\eta$  Dalitz decays. Extracted yield of PE is then corrected by a  $p_T$  dependent reconstruction efficiency determined from simulation to be at the level of 30-60%.

## 3. Results

Figure 1 left shows the new measurement of NPE mid-rapidity differential invariant yield for  $p_T = 1.5 - 10 \text{ GeV}/c$ . The novelty of this measurement lies in the achieved high statistical precision. The large amount of statistics allows differentiating the measurements in five centrality bins, in addition to a 0–5% centrality bin from a central trigger. With such a precision and guided by the scaled FONLL upper bound, one can qualitatively notice the suppression of the yield in Au+Au collisions compared to  $p + p$  collisions despite the large log-scale spanned in the figure.  $J/\psi$  contribution has been subtracted from this result.

Figure 1 upper-right panel shows NPE  $R_{AA}$  using 0 – 10% centrality spectra and STAR published  $p + p$  [4] results compared to a collection of models of different energy loss mechanisms. As we see in the Figure, despite the success of describing the suppression of light hadrons [9], gluon radiation alone fails to explain the observed large NPE suppression at high  $p_T$ . The large uncertainty from our baseline  $p + p$  measurement dominates the current overall uncertainty. Analysis of the large amount of collected high quality data from RHIC runs 2009 and 2012 are needed to improve the baseline precision. With the current precision the predictions from all other energy loss models describe the data.

Figure 1 lower-right shows NPE  $v_2$  measurements from 2- and 4- particle correlations and event plane method, represented as  $v_2\{2\}$ ,  $v_2\{4\}$  and  $v_2\{EP\}$  in Au+Au collisions at  $\sqrt{s_{NN}} = 200 \text{ GeV}$ . Minimum Bias data is used for low  $p_T$   $v_2\{2\}$  and  $v_2\{4\}$  measurements. HT data is used for high  $p_T$   $v_2\{2\}$  and  $v_2\{EP\}$  measurements. The  $v_2\{2\}$  and  $v_2\{EP\}$  are consistent with each other for  $p_T > 3 \text{ GeV}/c$ . While both show a pronounced systematic increase in  $v_2$  towards high  $p_T$ , at this point we cannot distinguish whether this rise is due to jet-like correlations unrelated to the reaction plane or due to the path length dependence of partonic energy loss. For  $p_T < 3 \text{ GeV}/c$  we show both  $v_2\{2\}$  and  $v_2\{4\}$ . In  $v_2\{4\}$  the non-flow contribution is negligible and the flow fluctuations contribution is negative, hence providing a lower bound on the  $v_2$  of NPE. Both  $v_2$  measurements are finite, which indicates a strong charm-medium interaction at  $\sqrt{s_{NN}} = 200 \text{ GeV}$ .

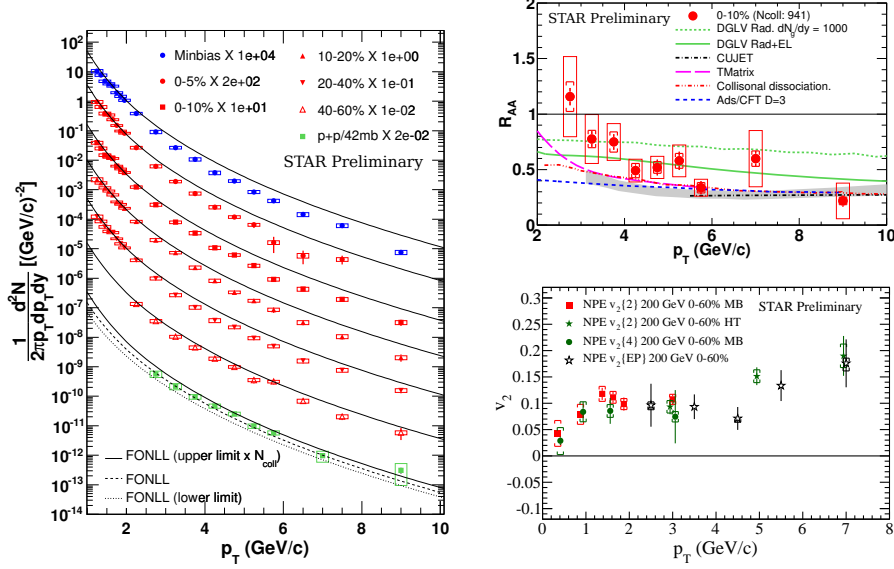


Figure 1: (Color online) (Left) Invariant yields vs.  $p_T$  of non-photonic electron at  $\sqrt{s_{NN}} = 200$  GeV, and scaled STAR published  $p+p$  [4]. Error bars and boxes are statistical and systematic errors, respectively. FONLL predictions are scaled by  $N_{coll}$  shown as curves. (Upper-right) Non-photonic electrons nuclear modification factor,  $R_{AA}$ , at  $\sqrt{s_{NN}} = 200$  GeV compared to models [9]-[13]. Grey band is the light hadrons  $R_{AA}$ . Error bars and brackets are Au+Au statistical and systematic errors, respectively. Error boxes are the uncertainties from our baseline  $p+p$  measurement. (Lower-right) Non-photonic electrons azimuthal anisotropy  $v_2\{2\}$ ,  $v_2\{4\}$  and  $v\{EP\}$  at  $\sqrt{s_{NN}} = 200$  GeV. Error bars and brackets are statistical and systematic errors, respectively.

To provide more experimental discrimination power for theoretical models STAR is extending its NPE program to lower energies. The quest is to see if the energy loss of heavy quarks is lessened or turned off at lower energies. Figure 2 shows NPE invariant yield in Au+Au collisions at  $\sqrt{s_{NN}} = 62.4$  GeV together with a scaled FONLL prediction. While a previous  $p+p$  measurement by ISR [8] seems to agree with FONLL upper-band, our measurement is systematically higher than both. Measurement of  $v_2\{2\}$  at lower energies shown in Figure 3 seem to be consistent within errors with that at  $\sqrt{s_{NN}} = 200$  GeV for  $p_T > 1.0$  GeV/c. The results for data points at  $p_T < 1.0$  GeV/c seem to indicate a milder charm-medium interaction compared to those at  $\sqrt{s_{NN}} = 200$  GeV.

#### 4. Summary

In this article we reported on STAR new preliminary results of non-photonic electron measurements. The new NPE measurements in  $\sqrt{s_{NN}} = 200$  GeV collisions are precise in a broad  $p_T$  region. NPE nuclear modification factor measurement show a large suppression of NPE production in central Au+Au collisions. We observe large NPE  $v_2$  at low  $p_T$  which indicate a strong charm-medium interaction. The  $v_2$  increases towards higher  $p_T$  ( $> 3$  GeV/c) is possibly due to jet-correlations unrelated to the reaction plane and/or due to path-length dependence of heavy quark energy loss.

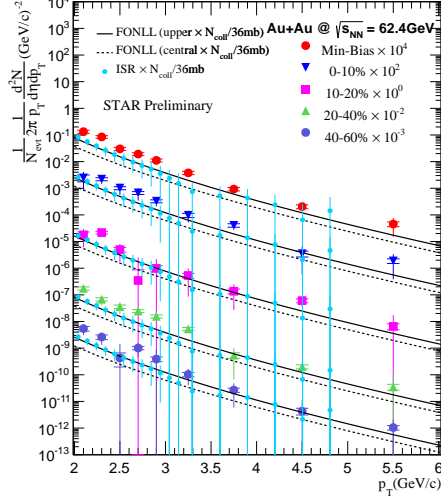


Figure 2: (Color online) Invariant yields vs.  $p_T$  of non-photonic electrons in Au+Au collisions at  $\sqrt{s_{NN}} = 62.4$  GeV. Error bars and brackets are statistical and systematic errors, respectively. ISR  $p + p$  collisions at  $\sqrt{s_{NN}} = 62.2$  GeV scaled by  $N_{\text{coll}}$  is also plotted [8]. FONLL predictions are scaled by  $N_{\text{coll}}$  shown as curves.

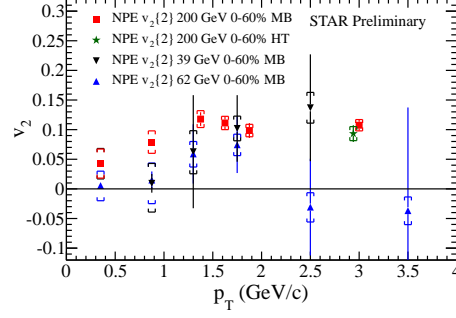


Figure 3: (Color online) Non-photonic electrons at  $\sqrt{s_{NN}} = 39, 62.4$  GeV azimuthal anisotropy  $v_2\{2\}$ . Error bars and boxes are statistical and systematic errors, respectively.

At lower energies we reported on measurement of NPE invariant yield in Au+Au collisions at  $\sqrt{s_{NN}} = 62.4$  GeV which is systematically higher than a FONLL prediction. We have also presented our results of azimuthal anisotropy at  $\sqrt{s_{NN}} = 39$  and 62.4 GeV by measuring  $v_2\{2\}$  which for  $p_T < 1.0$  GeV/c seem to indicate a milder charm-medium interaction than at  $\sqrt{s_{NN}} = 200$  GeV.

## References

## References

- [1] Cacciari, et. al. Phys. Rev. Lett. 95 122001 (2005).
- [2] Lévai et. al. Phys. Rev. C 56,2707 (1997).
- [3] Müller, Nucl. Phys. A, 750, 84797 (2005).
- [4] Agakishiev et al., (STAR Collaboration) Phys. Rev. D 83,052006 (2011).
- [5] Anderson et al., (STAR Collaboration) Nucl. Instr. Meth. A 499, 659 (2003).
- [6] STAR TOF proposal, <http://drupal.star.bnl.gov/STAR/files/future/proposals/tof-5-24-2004.pdf>
- [7] Beddo et al., (STAR Collaboration) Nucl. Instr. Meth. A 499, 725 (2003).
- [8] Basile et al., IL NUOVO CIMENTO (1981), 65A, N4, 421-456.
- [9] Djordjevic et al., Phys. Lett. B 632, 81 (2006), and references within.
- [10] Buzzatti, Gyulassi, arXiv:1207.6020.
- [11] Van Hees et al., Phys. Rev. Lett. 100, 192301 (2008).
- [12] Sharma et al., Phys. Lett. C 80, 054902 (2009).
- [13] Horowitz Ph.D thesis. (2012).