

# **A hybrid generalized extremal optimization algorithm for the quay crane scheduling problem with interference constraints**

Peng Guo<sup>1</sup> Wenming Cheng<sup>1</sup> Yi Wang<sup>2\*</sup>

*<sup>1</sup>School of Mechanical Engineering, Southwest Jiaotong University, Chengdu, China*

*<sup>2</sup>Department of Mathematics, Auburn University at Montgomery, Montgomery, USA*

Corresponding author: ywang2@aum.edu

# **A hybrid generalized extremal optimization algorithm for the quay crane scheduling problem with interference constraints**

**Abstract:** The quay crane scheduling problem (QCSP) determines the handling sequence of tasks at ship bays by a set of cranes assigned to a container vessel such that the vessel's service time is minimized. In this article, a concise mixed integer programming (MIP) model is formulated to tackle this problem based on the model of Kim and Park (2004). In the proposed MIP model, realistic interference constraints such as the safety margin constraints of cranes, which were missing in Kim and Park's model, are considered. To solve the problem, the algorithm of Kim and Park is modified in order to respect the safety margin constraints. Accordingly, a greedy adaptive search heuristic procedure is proposed. On the other hand, the idea of generalized extremal optimization (GEO) is adapted to solve the QCSP with respect to various interference constraints. The resulted GEO is termed as the hybrid GEO. A randomized searching method for neighboring task-to-QC assignments to an incumbent task-to-QC assignment is developed in executing the hybrid GEO. In addition, a unidirectional search decoding scheme is employed to transform a task-to-QC assignment to an active quay crane schedule. Computational experiments on a number of both small-sized and large-sized test instances are carried out to evaluate the performance of the proposed approaches, while comparing to the standard CPLEX solver. The experiment results show that the proposed hybrid GEO clearly outperforms the CPLEX and is significantly efficient in solving the considered scheduling problem, especially for large-sized ones.

**Keywords:** container terminal; quay crane scheduling; hybrid generalized extremal optimization

## **1 Introduction**

As the trend of globalization inevitably moves forward, the containerized maritime transportation has increased steadily in the past decades. According to the report of the United Nations Conference on Trade and Development, more than 80% of the world freight is transported by sea. Port container

terminals play a key role in serving as multimodal interfaces between sea and land transportations. Thus container terminals are called to operate in the most efficient way, that is, as fast as possible at the least possible cost. The main operation of a container terminal is to process the loading and/or unloading tasks of vessels. These operations are performed by quay cranes (QCs). QCs are the most important equipments used at a terminal and their operational performance is a crucial factor of the turnaround time of vessels.

A well planned crane service schedule results in greatly reducing the vessel's service time (*makespan*). A QC schedule specifies the service sequence of ship-bays of a container vessel by each QC and the time schedule for the services. The scheduling of cranes is typically constrained by many practical considerations. Since QCs along the same berth are sequentially mounted on two rail tracks, they cannot cross each other. This is referred to as *non-crossing constraint*. For ensuring safe operations of cranes, *safety margin* between adjacent cranes must be kept at any time. In general, in order to conveniently formulate the quay crane scheduling problem (QCSP), most researchers assumed that all containers in the same bay to be unloaded and/or loaded are treated as one single task. No *preemption* is allowed among all tasks. In addition, the earliest ready time of each crane and the traveling time for moving a crane from one bay to another bay are taken into consideration. Several studies have proposed methods to obtain the optimal schedule of QCs with consideration of above mentioned *interference constraints*. However, most methods are not fit for solving a large-sized problem. Therefore, there is still a need of effective approaches to solve the QCSP.

In this article, the QCSP with the above described considerations is investigated. A concise mixed integer programming (MIP) model is presented for the QCSP based on the model of Kim and Park (2004). In the proposed MIP model, some realistic interference constraints such as the safety margin requirements, which were missing in Kim and Park's model, are considered. Since the

QCSP is a strongly NP-hard problem (Sammarrà *et al.* 2007), in order to obtain heuristic solutions, a greedy adaptive search procedure is proposed by modifying the heuristic of Kim and Park with respect to the safety margin constraints. Moreover, the idea of generalized extremal optimization (GEO) developed by De Sousa *et al.* (2003) is adapted to solve the QCSP with respect to various interference constraints. The resulted GEO is termed as the *hybrid GEO* (HGEO). A randomized searching method for neighboring task-to-QC assignments to an incumbent task-to-QC assignment is developed in executing the HGEO. In executing the HGEO, a decoding scheme based on the unidirectional movement of QCs is used to transform a task-to-QC assignment to a feasible schedule. As an outline for the remainder of the article, Section 2 gives the literature review. Section 3 formulates the QCSP problem as a concise MIP model. Section 4 presents the greedy adaptive search algorithm and the HGEO approach to solve the MIP problem, followed by computational experiments in Section 5. Finally, Section 6 gives some conclusion remarks and discusses some future work.

## **2 Literature review**

In the literature, the QCSP has received great attention over the decades. A latest survey about the berth allocation and the QCSP can be found in Bierwirth and Meisel (2010). Daganzo (1989) firstly presented the static and dynamic QCSP and suggested an algorithm for determining the number of cranes to be assigned to ship-bays of multiple vessels. Since then, the QCSP has drawn a worldwide attention as port container terminals are developing rapidly. Peterkofsky and Daganzo (1990) subsequently proposed a branch and bound algorithm for the static crane scheduling problem. These two articles did not consider non-crossing constraints of cranes. Lim *et al.* (2004) augmented the study of Peterkofsky and Daganzo by incorporating the non-crossing constraints for a single vessel,

and proposed some approximation algorithms. Kim and Park (2004) defined a task as an unloading and loading operation for a cluster of adjacent slots on a deck in their study. They considered the non-crossing and precedence constraints for the QCs and formulated the problem as a MIP model. In their solution to the problem, a branch and bound method and a greedy randomized adaptive search procedure (GRASP) were designed for the solution.

The QCSP with complete bays introduced by Daganzo (1989) and Lim *et al.* (2004) was studied by Zhu and Lim (2006), Lim *et al.* (2007), Lee *et al.* (2008b), Lee *et al.* (2008a) and Lee and Chen (2010). In Zhu and Lim (2006), the QCSP with non-crossing constraints (QCSPNC) was proven to be NP-complete and was solved by a branch and bound algorithm and a simulated annealing heuristic. In the work of Lee *et al.* (2008b), a genetic algorithm (GA) was proposed to obtain near optimal solutions for the QCSPNC. Meanwhile, they used a GA to solve the QCSP with handling priority (Lee *et al.* 2008a). Since some deficiencies were found in the previous studies of modeling the QCSPNC, Lee and Chen (2010) proposed a remedy to avoid the occurrence of unrealistic optimal solutions and designed two approximation schemes for the QCSPNC.

In solving the QCSP with container groups introduced by Kim and Park (2004), Moccia *et al.* (2006) revised the Kim and Park formulation that might yield some solutions in which interference between quay cranes could present, and developed a branch and cut algorithm incorporating inequality constraints adopted from the solution methods for the precedence constrained traveling salesman problem. Subsequently, Sammarra *et al.* (2007) proved that the QCSP can be viewed as a vehicle routing problem, which can be decomposed into a routing problem and a scheduling problem. They applied a tabu search (TS) to solve the routing problem and proposed a local search technique to generate the solution. Compared with the branch and cut algorithm and the GRASP, the TS algorithm provides a good balance between the solution quality

and the computation time. Furthermore, Ng and Mak (2006) developed a scheduling heuristic to find effective schedules for the QCSP. Bierwirth and Meisel (2009) proved that the *unidirectional search* heuristic outperforms the standard solver CPLEX and some recent competing approaches (Kim and Park 2004, Moccia *et al.* 2006, Sammarra *et al.* 2007). Meisel (2011) introduced the QCSP with time windows, and presented a tree-search-based heuristic to solve the problem. Moreover, Legato *et al.* (2012) considered a rich QCSP that incorporates some practical considerations, and proposed a new mathematical formulation. In their work, a branch and bound scheme incorporating a unidirectional scheduling paradigm was employed.

The generalized extremal optimization (GEO) was originally developed as an improvement of the extremal optimization (De Sousa and Ramos 2002, De Sousa *et al.* 2003). The GEO has been applied to some complex optimization problems (De Sousa *et al.* 2004a, De Sousa *et al.* 2004b, De Sousa *et al.* 2007, Galski *et al.* 2007, Cassol *et al.* 2011, Cuco *et al.* 2011), such as the optimal design of a heat pipe, the spacecraft thermal design and so on. Recently, Switalski and Seredynski (2010, 2012) used the GEO to solve a multiprocessor scheduling problem. Their work indicated that the GEO demonstrates better average performance compared to the GA and the particle swarm optimization. *To the best knowledge of the authors, there is no literature that uses the GEO to solve the QCSP. Therefore, it is intended in this article to adapt a GEO approach to obtain near-optimal solutions for the QCSP, while interference constraints are considered.*

### 3 Problem description and formulation

The considered QCSP focuses on a single freight vessel with  $l$  bays where  $n$  tasks must be processed by a set of identical quay cranes  $Q=\{1, 2, \dots, m\}$  that are allocated to the vessel. Let  $\Omega$  denote the set of the  $n$  tasks. Each task  $i \in \Omega$  represents a loading/unloading operation of a certain

container group. Task  $i$  has an individual *processing times*  $p_i$  and its bay position is indicated by  $l_i$ . The bays of the vessel are labeled sequentially from bay 1 to bay  $l$ . The cranes are subsequently indexed in an ascending order along the direction of increasing bay positions, as shown in figure 1. Each crane  $k \in Q$  has an earliest *ready time*  $r_0^k$  and an initial bay position  $l_0^k$ . Since no two QCs can process different tasks at a bay simultaneously, pairs of tasks located in the same bay have *precedence relations*. Let  $\Phi$  represent the set of task pairs with precedence relations. For each task pair  $(i, j) \in \Phi$ , task  $i$  is completed before task  $j$  starts. The set  $\Psi$ , which is obtained in advance, contains pairs of tasks that require *non-simultaneous processing*. Specifically, for each task pair  $(i, j) \in \Psi$ , either task  $i$  must be completed before task  $j$  starts or task  $i$  starts only after task  $j$  is completed. Clearly,  $\Psi \supseteq \Phi$ .

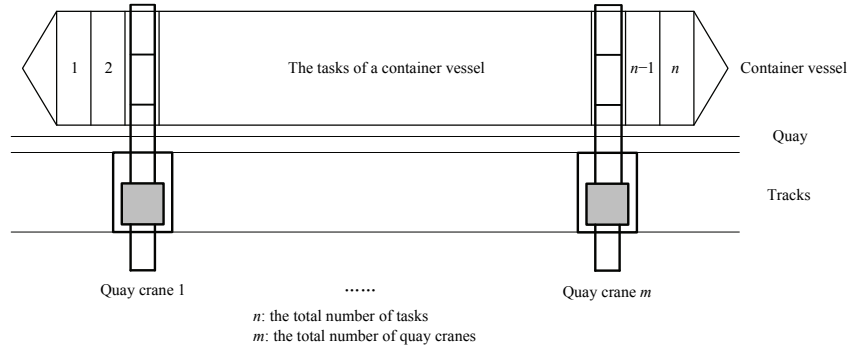


Figure 1. An illustration of QCs working on a container vessel with  $l=n$ .

All cranes are mounted on the same tracks. They can move from one bay to an adjacent bay within a uniform traveling time  $t_0$ . The traveling time  $t_{0i}^k$  of crane  $k$  from its initial location to the bay position of task  $i$  is calculated as  $t_{0i}^k = |l_i - l_0^k| \cdot t_0$ . However, keep in mind that QCs can not cross each other, and to ensure safety during the handling process, adjacent QCs must keep a safety margin at any time. In order to avoid violating the non-crossing and the safety margin constraints, a *minimum travel time*  $\Delta_{ij}^{vw}$  formulated in Bierwirth and Meisel (2009) and Meisel (2011) is inserted

in a schedule between the processing of tasks  $i$  and  $j$  that are assigned to cranes  $v$  and  $w$ , respectively, should interference of cranes occur.

Specifically, let  $\delta$  be the minimal safety margin between adjacent cranes, usually expressed by a number of bays. It is easy to see that the smallest allowed difference  $\delta_{vw}$  between the bay positions of QCs  $v$  and  $w$  is given by  $\delta_{vw}=(\delta+1) \cdot |v-w|$ . Consequently, the quantity  $\Delta_{ij}^{vw}$  can be calculated as follows.

$$\Delta_{ij}^{vw} = \begin{cases} (l_j - l_i + \delta_{vw}) \cdot t_0, & \text{if } v > w \text{ and } i \neq j \text{ and } l_i < l_j + \delta_{vw}, \\ (l_i - l_j + \delta_{vw}) \cdot t_0, & \text{if } v < w \text{ and } i \neq j \text{ and } l_i > l_j - \delta_{vw}, \\ |l_i - l_j| \cdot t_0, & \text{if } v = w \text{ and } i \neq j, \\ 0, & \text{otherwise.} \end{cases} \quad (1)$$

In equation (1), the first case considers the situation in which crane  $v$  operates *above* crane  $w$ , that is,  $v > w$ . If task  $i$  that is processed by crane  $v$  lies within the safety margin of task  $j$ , the two tasks cannot be processed simultaneously. Consequently, a minimum travel time  $(l_j - l_i + \delta_{vw}) \cdot t_0$  must be inserted between their processing to avoid the conflict of cranes. The reverse positioning situation of cranes  $v$  and  $w$  is tackled in the second case of equation (1). Besides, the situation where both tasks  $i$  and  $j$  are processed by the same crane  $v=w$  is dealt with in the third case of equation (1). In this case the value of  $\Delta_{ij}^{vw}$  is just the traveling time for the crane to move from bay position  $l_i$  to bay location  $l_j$ . In all other cases, cranes do not get into a conflict, and there is no need to insert extra travel time as described in equation (1) by setting  $\Delta_{ij}^{vw}=0$ . For convenience the set  $\Theta=\{(i, j, v, w) \in \Omega^2 \times \mathcal{Q}^2 \mid i < j, \Delta_{ij}^{vw} > 0\}$  that contains all combinations of a pair of tasks and a pair of cranes that potentially lead to crane interference is defined. *Note that if  $(i, j, v, w) \in \Theta$ , the task pair  $(i, j)$  is not subject to the precedence constraint. This quantity effectively prohibits that task  $i$  and  $j$  are serviced simultaneously.* Thus if task  $j$  starts before task  $i$  is completed, then the latter task  $j$  should start at



$s_j \geq c_i + \Delta_{ij}^{vw}$ ; or if task  $i$  is processed before task  $j$  is completed, then the latter task  $i$  should start at  $s_i \geq c_j + \Delta_{ij}^{vw}$ . Consequently, *an insertion of a positive  $\Delta_{ij}^{vw}$  automatically handles the constraints given in sets  $\Phi$  and  $\Psi$ .*

Next proposed is a concise MIP model given in equations (2)–(13) based on the QCSP model of Kim and Park (2004) and the formulation of  $\Delta_{ij}^{vw}$  in Bierwirth and Meisel (2009) and Meisel (2011). The model's objective is to minimize the vessel's service time  $C_{\max}$ . In the model, the binary variable  $x_i^k$  equals to 1 if and only if task  $i \in \Omega$  is processed by crane  $k \in Q$ , and to 0 otherwise; the variable  $y_{ij}$  is equal to 1 if and only if task  $i \in \Omega$  is completed no later than task  $j \in \Omega$  starts, and to 0 otherwise; the variable  $c_i$  represents the completion time of task  $i \in \Omega$ ; and the constant  $M$  is some large positive number such that  $M > \sum_{i \in \Omega} p_i$ .

$$\text{minimize} \quad C_{\max} \quad (2)$$

subject to

$$c_i \leq C_{\max} \quad \forall i \in \Omega \quad (3)$$

$$\sum_{k \in Q} x_i^k = 1 \quad \forall i \in \Omega \quad (4)$$

$$r_0^k + t_{0i}^k + p_i - c_i \leq M \cdot (1 - x_i^k) \quad \forall i \in \Omega, k \in Q \quad (5)$$

$$c_i - c_j + p_j \leq 0 \quad \forall (i, j) \in \Phi \quad (6)$$

$$y_{ij} + y_{ji} = 1 \quad \forall (i, j) \in \Psi \quad (7)$$

$$c_i + p_j - c_j \leq M \cdot (1 - y_{ij}) \quad \forall i, j \in \Omega \quad (8)$$

$$c_j - p_j - c_i \leq M \cdot y_{ij} \quad \forall i, j \in \Omega \quad (9)$$

$$x_i^v + x_j^w \leq 1 + y_{ij} + y_{ji} \quad \forall (i, j, v, w) \in \Theta \quad (10)$$

$$c_i + \Delta_{ij}^{vw} - c_j + p_j \leq M \cdot (3 - y_{ij} - x_i^v - x_j^w) \quad \forall (i, j, v, w) \in \Theta \quad (11)$$

$$c_j + \Delta_{ij}^{vw} - c_i + p_i \leq M \cdot (3 - y_{ji} - x_i^v - x_j^w) \quad \forall (i, j, v, w) \in \Theta \quad (12)$$

$$x_i^k, y_{ij} \in \{0, 1\} \quad \forall i, j \in \Omega, k \in Q \quad (13)$$

In the above formulation, constraints (3) define the property of  $C_{\max}$ . Constraints (4) ensure that every task must be assigned to exactly one crane. Constraints (5) give the correct completion time for the first task of each crane. Precedence relations between tasks in the set  $\Phi$  are respected through Constraints (6). Constraints (7) ensure that tasks  $i$  and  $j$  cannot be processed simultaneously if  $(i, j) \in \Psi$ . Constraints (8) and (9) determine the completion times of tasks with respect to the variables  $y_{ij}$ . The conflicts among cranes are considered in constraints (10)–(12). Constraints (10) guarantee that each pair of tasks  $i$  and  $j$  from the set  $\Theta$  are not processed simultaneously if they are assigned to cranes  $v$  and  $w$ , respectively. In constraints (10),  $x_i^v=1$  means that task  $i$  is assigned to crane  $v$  and  $x_j^w=1$  means that task  $j$  is assigned to crane  $w$ . If these assignments come together, tasks  $i$  and  $j$  cannot be processed simultaneously, which implies that  $y_{ij}$  and  $y_{ji}$  are not set to 1 at the same time. The case of  $y_{ij}=1$  is considered in constraints (11). The case  $y_{ji}=1$  is tackled in constraints (12). The two constraints insert the necessary minimum travel time  $\Delta_{ij}^{vw}$  between the processing of tasks  $i$  and  $j$  for cases  $y_{ij}=1$  and  $y_{ji}=1$ , respectively. Finally, constraints (13) define the ranges for the decision variables.

#### 4 Solution methodologies

The QCSP can be viewed as a scheduling problem on parallel identical machines with various constraints. It has been proven that the QCSP is *NP-hard* (Sammorra *et al.* 2007). Therefore, there exists no polynomial time algorithm to exactly solve the considered problem. In this section, two approaches to solve the MIP problem formulated in equations (2)–(13) are developed. The first approach uses a greedy adaptive search procedure (GASP) based on the GRASP of Kim and Park (2004). Secondly, a hybrid generalized extremal optimization approach based on the unidirectional schedule is designed to obtain near-optimal solutions. In each of the proposed algorithms, both

non-crossing constraints and safety margin constraints are considered.

#### 4.1 Greedy adaptive search procedure

In Kim and Park (2004), a greedy randomized adaptive search procedure (GRASP) was proposed to solve the QCSP with non-crossing constraints. The safety margin requirement of adjacent cranes was not considered therein. *Their procedure is modified in this section and a greedy adaptive search procedure (GASP) is proposed to solve the QCSP while adding the safety margin requirement.* The algorithm is described next.

For a crane  $k \in Q$ , let  $l^k$  denote the *bay position of crane  $k$* . The earliest available time for crane  $k$  called its *release time*, is denoted by  $r^k$ . When crane  $k$  completes a task  $i \in \Omega$  and becomes available, its release time is simply given by  $r^k = c_i x_i^k = c_i$ . The initial release time of crane  $k$  is simply  $r_0^k$ . First, a crane  $k \in Q$  that has the minimum release time is chosen. If there are more than one crane that have the minimum release time, the crane with the lowest bay position is chosen. Once such crane  $k$  is chosen, a set  $F_k$  of feasible tasks for which crane  $k$  can service is searched so that the safety margin constraints are respected. Thus when  $1 < k < m$ , a task  $j \in F_k$  if  $l_j \leq l^{k+1} - \delta$  and  $l_j \geq l^{k-1} + \delta$ ; on the other hand, a task  $j \in F_1$  if  $l_j \leq l^2 - \delta$  and a task  $j \in F_m$  if  $l_j \geq l^{m-1} + \delta$ . Furthermore, the set  $F_k$  should not contain any task that is already assigned to some crane. If the set  $F_k$  is empty, choose crane  $k$  that has the next least release time until a successful crane  $k$  with a nonempty feasible task set  $F_k$  is found. A successful crane  $k$  always exists as long as there are unassigned tasks remained.

Now from the nonempty set  $F_k$ , select the task  $j^* \in F_k$  with  $j^* = \arg \min \{|l_j - l^k| : j \in F_k\}$ , indicating the bay position  $l_{j^*}$  of task  $j^*$  is closest to the bay position  $l^k$  of crane  $k$ . Thus task  $j^*$  has the highest priority and is assigned to crane  $k$  to be processed. If two or more tasks in the set  $F_k$  have the same priority, the task with the lower bay position is processed firstly. Consequently the

starting time of task  $j^*$  is given by  $s_{j^*} = r^k + |l^k - l_{j^*}|t_0$ . At the time when crane  $k$  is available to process task  $j^*$  while some crane  $q$  is processing a task  $j_q$ , that is, if  $s_{j_q} \leq r^k < c_{j_q}$ , interference between cranes  $k$  and  $q$  might occur. This interference is avoided by inserting the minimum travel time  $\Delta_{j_q j^*}^{qk}$  provided  $\Delta_{j_q j^*}^{qk} > 0$ . That is, the starting time of task  $j^*$  is adjusted to be  $s_{j^*} = c_{j_q} + \Delta_{j_q j^*}^{qk}$ , when  $s_{j_q} \leq r^k < c_{j_q}$  and  $\Delta_{j_q j^*}^{qk} > 0$ . The detailed steps of the method are described in figure 2.

<b>Procedure:</b> the GASP for the QCSP	
Input the initial data of a given instance	
Consider the task set $\Omega$	
<b>for</b> $i=1$ to $n$	
Select a crane $k \in Q$ with the minimum release time	
Construct a set $F_k$ of feasible tasks for the next operation of QC $k$	
While $F_k$ is empty, choose crane $k$ that has the next least release time until a successful crane $k$ is chosen with a nonempty set $F_k$ .	
Task $j^* \in F_k$ with $j^* = \arg \min \{ l_j - l^k  : j \in F_k\}$ has the highest priority and is processed by crane $k$ . If two or more tasks in $F_k$ have the same priority, the task with the lowest bay position is processed by crane $k$ .	
$s_{j^*} = r^k +  l^k - l_{j^*} t_0$ % Set the starting time of task $j^*$	
Adjust the starting time of task $j^*$ to be $s_{j^*} = c_{j_q} + \Delta_{j_q j^*}^{qk}$ , when $s_{j_q} \leq r^k < c_{j_q}$ and $\Delta_{j_q j^*}^{qk} > 0$ for some $q \in Q$	
$c_{j^*} = s_{j^*} + p_{j^*}$	
Update the release time and position of crane $k$ : $r^k = c_{j^*}$ , $l^k = l_{j^*}$	
<b>end for</b>	
$C_{\max} = \max_{j \in \Omega} \{c_j\}$	%output the maximum completion time among all tasks

Figure 2. The greedy adaptive search procedure considering interference constraints

#### 4.2 The hybrid generalized extremal optimization

The generalized extremal optimization (GEO) is a recently proposed meta-heuristic devised to solve complex optimization problems (De Sousa *et al.* 2003). It was originally developed as a generalization of the extremal optimization approach (Boettcher and Percus 2001), which was inspired by the evolution model of Bak-Sneppen (Bak and Sneppen 1993). It is of easy

implementation with only one free parameter to be adjusted, and does not make use of derivatives. The algorithm can be applied to a broad class of nonlinear constrained optimization problems.

It has been proven that the GEO is suitable for a task scheduling problem due to its simplicity (Switalski and Seredynski 2010). In what follows, *the idea of the GEO is applied to develop an algorithm termed as the hybrid GEO (HGEO) to solve the QCSP, meanwhile considering the non-crossing and safety margin constraints during the search process.*

*In the HGEO, implemented is a unidirectional schedule (UDS) for the order of cranes visiting the bays.* In a UDS, the QCs do not change the moving direction after possible initial repositioning and have identical moving directions either from lower to upper bays or vice versa. Generally, to find the best UDS one needs to consider the case in which the cranes move from lower to higher bay positions but also the reverse case. Therefore, the decoding procedure needs to apply twice to find the best UDS. First, a UDS is generated for an *upward movement* of QCs. To generate a UDS in the reverse direction, the bays are instead numbered in reverse order. Accordingly, the tasks and QCs are renumbered in the order of increasing bays. The precedence constraints, non-simultaneous tasks are updated with respect to the new task numbering. The initial positions of QCs are subsequently adapted as well. Then the same UDS with upward movement of QCs is applied to generate a best schedule, which is actually the best unidirectional schedule for a *downward moment* of QCs. Consequently, the UDS delivers the better of the two schedules.

Therefore, in what follows, an *upward movement of QCs* is fixed to build a schedule for a given task-to-QC assignment. The following notation

$$a = (q_1, q_2, \dots, q_n)$$

is introduced to represent a particular task-to-QC assignment sequence, where  $q_j$  ( $j \in \Omega$ ) is the crane assigned to task  $j$ . The initial task-to-QC assignment sequence shall be denoted by  $a_0$ . Furthermore,

assume that the task-to-QC assignment to crane  $k$  ( $k \in Q$ ) is denoted by the sequence

$$a^k = (k_1, k_2, \dots, k_{n_k}),$$

where, the relation  $k_1 < k_2 < \dots < k_{n_k}$  must be true due to the adopted ordering of tasks and the assumption of an upward movement of cranes. For convenience, the notation  $k_0$  is used to denote a *dummy task* indicating the beginning of service of crane  $k$ . Observe that there are  $m$  such sequences,  $a^1, a^2, \dots, a^m$ .

#### 4.2.1 String representation of a task-to-QC assignment

An admissible task-to-QC assignment sequence is represented in the HGEO by a string whose length is equal to the total number of tasks. The  $i$ -th bit of the string contains the crane to which the  $i$ th task is assigned. Figure 3 shows a string representation for a task-to-QC assignment with eight tasks and two QCs.

Task	1	2	3	4	5	6	7	8
Task-to-QC assignment	1	1	1	2	1	2	2	2

Figure 3. An illustration of a string representation for a task-to-QC assignment sequence.

#### 4.2.2 Initial task-to-QC heuristic

To generate an initial feasible task-to-QC assignment for a QCSP instance, two approaches introduced by Sammarra *et al.* (2007) have been utilized: the *S-TASKS* and the *S-LOAD*. The *S-TASKS* approach distributes tasks to cranes so that each crane is assigned approximately equal number of tasks; while the *S-LOAD* approach assigns tasks to all cranes so that the total processing time of tasks assigned to each crane is roughly even. According to the preliminary experiments, the best initial solution is obtained by the *S-LOAD* approach. The procedure of *S-LOAD* approach is

described in Figure 4. Thus, for the given instance in Table 1, the initial task-to-QC assignment is obtained using the *S-LOAD* rule such that tasks 1—5 are assigned to crane 1 and tasks 6—8 are assigned to crane 2. The corresponding schedule can be obtained through the decoding procedure described in Subsection 4.2.3 and the resulted makespan of the container vessel is 666 time units.

---

**Procedure:** the *S-LOAD* approach

---

Input the initial data of a given instance

Consider the task set  $\Omega$

$$p\_m = \sum_{i \in \Omega} p_i / m \quad \% \text{calculate the average of the processing times of all tasks}$$

set  $a^k = ()$  for  $k \in Q$       %Assume that the task-to-QC assignment to crane  $k \in Q$  is empty

$t^k = 0$  for  $k \in Q$       %initialize the completion times of all cranes

$k=1$       % prepare to assign tasks to crane 1

**for**  $i=1$  to  $n$

$$t^k = t^k + p_i$$

**if**  $t^k \leq p\_m$  and  $k \leq m$

$a^k = [a^k \ i]$       % append task  $i$  to the current task list  $a^k$  for crane  $k$

**elseif**  $t^k > p\_m$  and  $k \leq m$

$a^k = [a^k \ i]$       % append the last task  $i$  to crane  $k$

$k=k+1$       % prepare to assign tasks to next crane

**elseif**  $k > m$

break;      % complete the task-to-QC assignments for all cranes and terminates the execution of the for loop

**end if**

**end for**

output the task-to-QC assignment  $a^k$  for  $k \in Q$

---

Figure 4. The procedure of *S-LOAD* approach

Table 1. A QCSP instance

Task ( $i$ )	1	2	3	4	5	6	7	8
Processing time $p_i$	55	121	70	129	134	143	98	43
Bay position $l_i$	1	1	2	4	5	5	7	8
QC 1	$l_0^1=4, \ r_0^1=0$							
QC 2	$l_0^2=8, \ r_0^2=0$							
Precedence relations $\Phi$	$\{(1, 2), (5, 6)\}$							
Non-simultaneous processing tasks $\Psi$	$\{(1, 2), (1, 3), (2, 3), (4, 5), (4, 6), (5, 6), (7, 8)\}$							
Number of tasks $n=8$ ; number of cranes $m=2$ ; safety margin $\delta=1$ (bay); crane traveling speed $t_0=1$ (time unit/bay).								

#### 4.2.3 Decoding scheme

Once a task-to-QC assignment is obtained, a decoding scheme is applied to build a schedule for each task. Let  $\Omega_k$  ( $k \in Q$ ) be the set of tasks that are assigned to crane  $k$  ( $k \in Q$ ). Let the size of  $\Omega_k$  be denoted by  $n_k$ . Thus  $\sum_{k=1}^m n_k = n$ . The decoding scheme mainly determines the correct starting time  $s_{k_j}$  for every task  $k_j \in \Omega_k$  that is assigned to QC  $k$ . The corresponding task completion time for task  $k_j$  is accordingly calculated by the equation  $c_{k_j} = s_{k_j} + p_{k_j}$ ,  $1 \leq j \leq n_k$ . The starting time  $s_{k_j}$  of task  $k_j \in \Omega_k$  ( $1 \leq j \leq n_k$ ) is simply given by the equation

$$s_{k_j} = \max \left\{ c_{k_{j-1}} + \Delta_{k_{j-1}, k_j}^{k, k}, \max_{\substack{q_i \in \Omega_{k+1} \\ (q_i, k_j, k+1, k) \in \Theta}} \{ c_{q_i} + \Delta_{q_i, k_j}^{k+1, k} \} \right\}, \quad k \in Q, 1 \leq j \leq n_k. \quad (14)$$

When  $k=m$ , the second part on the right hand side is ignored. The first part in the formula computes a starting time for task  $k_j$  to be the sum of the completion time of its immediately preceding task  $k_{j-1}$  with a traveling time of crane  $k$  from bay  $l_{k_{j-1}}$  to bay  $l_{k_j}$ . In the case  $j-1=0$ , that is,  $k_j$  is the first task assigned to crane  $k$ , define  $\Delta_{k_0, k_j}^{k, k} := t_{0, k_j}^k = |l_0^k - l_{k_j}| t_0$  and the completion time  $c_{k_0} = r_0^k$ , that is, the earliest ready time of crane  $k$ .

The second part adjusts the first part when there is a crane  $k+1$  operates above crane  $k$ , and there is an interference of cranes  $k$  and  $k+1$  had they performed their assigned jobs simultaneously, that is,  $\Delta_{q_i, k_j}^{k+1, k} > 0$ . In this case, *priority must be given to the crane  $k+1$  with higher bay position due to the upward movement of QCs*. Thus, whenever  $\Delta_{q_i, k_j}^{k+1, k} > 0$ , crane  $k$  first has to wait until the upper crane  $k+1$  completes its job, then a minimum travel time  $\Delta_{q_i, k_j}^{k+1, k}$  is inserted to allow the upper crane to move away *upwardly* so that the interference of cranes  $k$  and  $k+1$  is avoided. Giving priority to an upper crane is because otherwise crane  $k$  must change its moving direction to allow the upper crane  $k+1$  to process the task  $q_i$ , which, of course, contradicts to the unidirectional search prerequisite. The priority given to an upper crane should interference between cranes occurs also



dictates that *the proposed algorithm necessarily starts with scheduling tasks for crane  $m$  at the uppermost bay position, followed by the next crane sequentially till crane 1. Moreover, the scheduling of tasks assigned to crane  $m$  is nearly determined by the first part of the equation (14).*

#### 4.2.4 Generating neighboring task-to-QC assignments

Suppose that an incumbent task-to-QC assignment  $a_c$  is configured and its corresponding unidirectional schedule is obtained according to the decoding scheme, to further execute the HGEO algorithm for a better schedule, so-called ‘*neighboring task-to-QC assignments*’ relative to  $a_c$  are generated. To this end, let  $a_c = (q_1, q_2, \dots, q_n)$ . For a task  $j$  ( $1 \leq j \leq n$ ), let the set  $Q_j$  contains all cranes that can possibly service task  $j$ . Task  $j$  (or bit  $j$ ) is said to be *mutated* if the *incumbent crane*  $q_j$  is replaced by a *distinct crane*  $q_j^* \in Q_j$ . Two or more tasks (to which shall be referred as *multiple tasks* hereafter) may be chosen to be mutated *simultaneously* in order to have bigger searching space for a better schedule. To describe this idea, denote by  $\Omega^*$  the set of tasks that shall be simultaneously mutated for which neighboring task-to-QC assignments of  $a_c$  shall be searched. Let  $n_*$  be the size of  $\Omega^*$ . If  $n_*=1$  then each task  $j \in \Omega$  shall be assigned to  $\Omega^*$  sequentially one at a time, that is, each time one task is mutated followed by the search of all its neighboring task-to-QC assignments. If  $n_* \geq 2$ , multiple tasks are chosen to be assigned to the set  $\Omega^*$  simultaneously. Specifically, *each time the multiple tasks to be mutated are chosen in a random way such that their indices correspond to distinct pseudo-random integers on the interval  $[1, n]$ . Randomly choosing multiple tasks to be mutated avoids the searching for a better schedule trapped in a neighborhood of single locally optimized solution.*

After each task in  $\Omega^*$  is mutated, each resulted new task-to-QC assignment is called a neighboring task-to-QC assignment (or a *mutation*) to  $a_c$ , denoted by  $a^*$ . The set of all the possible

neighboring task-to-QC assignments relative to a specific  $\Omega^*$  shall be generated by substituting every distinct crane  $q_j^* \in Q_j$  for the incumbent crane  $q_j$  for each task  $j \in \Omega^*$ . The resulted set of all neighboring task-to-QC assignments relative to  $\Omega^*$  is denoted by  $A^*$ . If  $\Omega^*$  contains only one task, that is,  $n^*=1$ , then the algorithm is run  $n$  times so that in the  $j$ -th run ( $1 \leq j \leq n$ ), task  $j \in \Omega$  is mutated to generate all of its neighboring task-to-QC assignments. Otherwise, if  $\Omega^*$  contains two or more tasks, that is,  $n^* \geq 2$ , then the random procedure of choosing multiple tasks will still be repeated only  $n$  times where in each instance of  $\Omega^*$ , the set  $A^*$  of all its neighboring task-to-QC assignments are generated.

Some practical considerations must be taken into consideration in order to guarantee a realistic mutation. As described in Lee and Chen (2010), due to the safety margin constraints, the space between two QCs may not be enough to allow one of them to operate a task positioned between them, or a QC may be incorrectly scheduled to be driven out of the boundary of the rail tracks during the effort to maintain the safety margin. The key is to decide the set  $Q_j$  for task  $j$ . For a given task  $j$  located in bay position  $l_j$ , the following rule is proposed to decide the set  $Q_j$  of cranes that can possibly service task  $j$ .

Assuming the lowest bay position is 1, the highest bay position is  $l$ . If crane  $q$  ( $q \in Q$ ) can service task  $j$ , due to the safety margin requirements between cranes, there must be sufficient space to hold the cranes in order to avoid incorrectly scheduling cranes to be driven out of the boundary of the rail tracks. Thus there must hold true that

$$\delta_{l_q} \leq l_j - 1 \quad (15)$$

and

$$\delta_{qm} \leq l - l_j. \quad (16)$$

Since  $1 \leq q \leq m$ , in view of formulas (15) and (16) the following two formulas are deduced:

$$1 \leq q + (q-1)\delta \leq l_j \leq m + (m-1)\delta \quad (17)$$

and

$$l - (m-1)(1+\delta) \leq l_j \leq l - (m-q)(1+\delta) \leq l. \quad (18)$$

From equation (17), one can deduce that when  $l_j \leq m + (m-1)\delta$ , crane  $q \in Q_j$  if  $q$  is an integer and  $1 \leq q \leq (l_j + \delta)/(1 + \delta)$ ; while when  $l_j \geq l - (m-1)(1 + \delta)$ , crane  $q \in Q_j$  if  $q$  is an integer and  $m - (l - l_j)/(1 + \delta) \leq q \leq m$ . For all other cases, the set  $Q_j$  is given by setting  $Q_j = Q$ .

In figure 5, all the neighboring task-to-QC assignments of a current incumbent task-to-QC assignment is displayed. The incumbent is the initial task-to-QC assignment obtained by the *S-LOAD* rule for the instance in table 1. The neighboring task-to-QC assignments for tasks 1, 2, 3, 7, 8 are not displayed, as tasks 1, 2, 3 are only assigned to crane 1, and tasks 7, 8 are only assigned to crane 2, owing to the constraints of their bay positions.

Task	1	2	3	4	5	6	7	8
Incumbent task-to-QC assignment	1	1	1	1	1	2	2	2
For Task 4	1	1	1	2	1	2	2	2
For Task 5	1	1	1	1	2	2	2	2
For Task 6	1	1	1	1	1	1	2	2

Figure 5. Example of neighboring task-to-QC assignments

With all the neighboring task-to-QC assignments generated for an incumbent task-to-QC assignment, the corresponding objective value of each of the mutation assignments is calculated. The task-to-QC assignment that has the least objective value delivers the best unidirectional search schedule. A pseudo-code of the proposed HGEO is shown in figure 6.

---

**Procedure:** the proposed HGEO for the QCSP

---

**Initialization**

Obtain an initial task-to-QC assignment sequence  $a_0$ .

Calculate the objective value  $f_0$  of the initial task-to-QC assignment  $a_0$ . Set  $a_{\text{best}}=a_0$  and  $f_{\text{best}}=f_0$ .

Choose a stopping criterion.

Set the incumbent task-to-QC assignment  $a_c=a_0$ .

**Repeat the following steps.**

**for**  $i=1$  to  $n$

For the incumbent  $a_c$ , choose  $n^*$  and determine the set  $\Omega^*$  of tasks that shall be simultaneously mutated. For each  $j$  ( $j \in \Omega^*$ ), determine the set  $Q_j$  of cranes that can provide service to task  $j$ .

Generate the set  $A^*$  of all possible neighboring task-to-QC assignments relative to  $\Omega^*$ .

**if**  $a^* \in A^*$

Calculate the objective function value  $f^*$ .

**if**  $f^* < f_{\text{best}}$

$f_{\text{best}} = f^*$

$a_{\text{best}} = a^*$

$a_c = a^*$

**end if**

**end if**

**end for**

**end**

---

Figure 6. The proposed generalized extremal optimization procedure

In the above proposed algorithm, the value of  $n^*$  may be chosen differently each time before the set  $\Omega^*$  is determined. If  $n^*$  is varied cyclicly from 1 through some fixed number, for example, 3, then the resulted algorithm shall be called a hybrid GEO (HGEO). Specifically, the HGEO firstly generates the neighboring task-to-QC assignments by using  $n^*=1$ , subsequently carries out the same algorithm but with  $n^*=2$ , and then with  $n^*=3$ , and then go back to  $n^*=1$  and so on. In the instance that the value of  $n^*$  remains unchanged during the computation, the algorithm shall be simply called the GEO.

## 5 Numerical experiments

In this section, the performances of the proposed approaches (the GASP and the GEO/HGEO) are evaluated using two different sets of problems. The GASP and the HGEO were coded in Matlab on

a personal computer with a Pentium dual-core 2.6 GHz processor and 2GB RAM. The processing time of a task is randomly obtained from an integer uniform distribution of  $U(30, 180)$  in all instances. For the small-sized instances, all combinations of  $n=\{8, 9, 10, 11, 12, 13, 14\}$  and  $m=\{2, 3\}$  are tested. For the large-sized instances, the number of tasks is chosen from  $\{20, 25, 30, 35, 40, 45, 50, 60, 70, 80\}$  and the number of cranes is picked from  $\{3, 4\}$ . It was assumed that the number of ship-bays in the vessel is the same as the number of tasks. The initial locations of cranes are randomly selected between 1 and  $n$ . The earliest ready time of each crane is set to zero. The traveling time  $t_0$  of a crane between adjacent bays is set to one time unit, and the safety margin  $\delta$  is set to one bay. All together, 34 problem instances were generated.

In order to validate the performances of the proposed methods, the concise MIP model presented in Section 3 is solved by the standard CPLEX 12.4 with a time limit of 10 minutes. The package solves MIP problems based on a branch and cut algorithm. When a problem can be solved to optimality using the CPLEX, a *relative gap* is used to measure the performance of a proposed method. Specifically, let  $C_{\max}(Alg)$  denote the objective function value obtained for a given algorithm and instance. The relative gap can be calculated as  $gap=100\% \times (C_{\max}(Alg) - C_{\max}(CPLEX)) / C_{\max}(CPLEX)$ , where  $C_{\max}(CPLEX)$  refers to the optimal vessel's service time delivered by the CPLEX. For the large-sized instances, a lower bound (LB) is used to replace the  $C_{\max}(CPLEX)$ , and the relative gap is given by  $gap=100\% \times (C_{\max}(Alg) - LB) / LB$ , where, the lower bound is calculated by the expression

$$LB \geq r_0^k + \sum_{i \in \Omega} x_i^k \cdot p_i + \max_{i \in \Omega} (t_{0i}^k \cdot x_i^k), \quad k \in Q. \quad (19)$$

In equation (19), the right-hand side gives the shortest service time  $c^k$  of a crane  $k \in Q$  to complete all assigned tasks without considering any interference constraints. The  $LB$  is then taken as the

maximum of all  $c^k$  ( $k \in Q$ ). The value of  $c^k$  ( $k \in Q$ ) is determined by the earliest ready time of crane  $k$ , the sum of the processing times of tasks assigned to crane  $k$  and the maximal traveling time of crane  $k$  from its initial bay position to the bay positions of tasks assigned to crane  $k$ .

According to the preliminary experiments, the stopping criterion when testing all instances using the GEO/HGEO is set to be the maximum number of iterations fixed to 200. The CPLEX and the GASP are deterministic hence only one run is necessary for each instance. The GEO algorithm with only one task mutated at a time is also deterministic, so one run is performed for each instance in this case. On the other hand, the GEO/HGEO algorithms are stochastic when the number of mutated tasks is greater than one, the algorithms are run 30 times independently for each instance. In this case, the listed objective value and computational time are the *means* of those values, respectively, of thirty runs for each instance. The computational time of the GASP is always very small (less than 1/10 second) and is ignored in the tables 2 and 3.

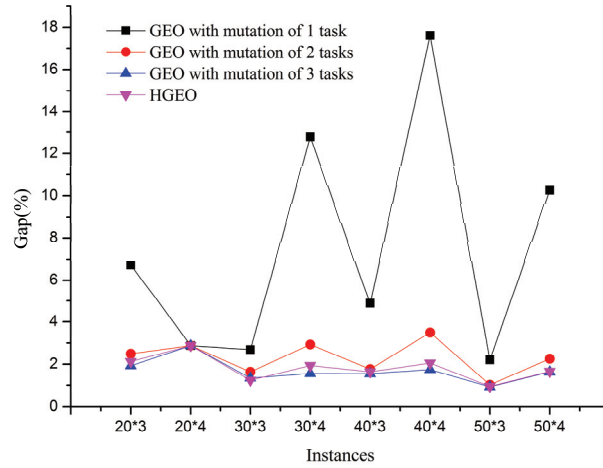


Figure 7. Computational results of the four algorithms

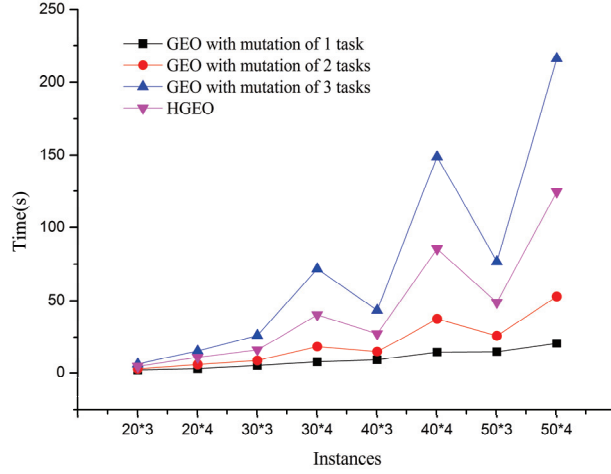


Figure 8. Computational times of the four algorithms

In order to obtain the best performance of the proposed GEO algorithm, next the issue of selecting a suitable number of simultaneously mutated tasks is studied. Such a suitable number should balance the computing time with optimality of the solution. In the proposed algorithm, the number of simultaneously mutated tasks  $n^*$  is set not more than three due to the significantly increased computing time as  $n^*$  increases. Consequently, there are three versions of the proposed GEO, each with the value of  $n^*$  equal to one of 1, 2 or 3. Meanwhile, a hybrid GEO (HGEO) algorithm is proposed such that the HGEO performs a sequence of mutation procedures so that  $n^*$  takes on cyclic values of 1, 2 and 3. The entire neighboring task-to-QC search process is iterated until the stopping criterion is met.

The three versions of the GEO and the HGEO are tested on eight large-sized instances with  $n \in \{20, 30, 40, 50\}$  and  $m \in \{3, 4\}$ . Figure 7 compares the computational results of the four algorithms. Figure 8 shows the run times of those algorithms. As seen in figure 7, the HGEO offers about the same quality solutions as those by the GEO with mutation of 3 tasks, and they deliver better solutions (with smaller values of the relative gaps) than those by the other two versions of the GEO. However, the HGEO consumes less time than the GEO with mutation of 3 tasks, as shown in

Figure 8. Therefore, in what follows, the HGEO is adopted to obtain the near-optimal solutions for both small-and large-sized instances.

Table 2. The results of the computational experiment for small-sized instances

Instance No.	Size ( $n \times m$ )	CPLEX		GASP		HGEO		
		$C_{max}$	Time(s)	$C_{max}$	GAP(%)	$C_{max}$	GAP(%)	Time(s)
1	8×2	472.00	0.25	<b>472.00</b>	0.00	<b>472.00</b>	0.00	0.02
2	8×3	360.00	0.81	405.00	12.50	<b>360.00</b>	0.00	0.10
3	9×2	409.00	0.69	444.00	8.56	426.00	4.16	0.05
4	9×3	429.00	1.03	569.00	32.63	<b>429.00</b>	0.00	0.36
5	10×2	469.00	4.13	631.00	34.54	<b>469.00</b>	0.00	0.12
6	10×3	404.00	1.61	616.00	52.48	<b>404.00</b>	0.00	0.29
7	11×2	731.00	10.61	767.00	4.92	<b>731.00</b>	0.00	0.11
8	11×3	330.00	4.64	442.00	33.94	<b>330.00</b>	0.00	0.63
9	12×2	702.00	30.98	744.00	5.98	<b>702.00</b>	0.00	0.44
10	12×3	436.00	63.67	500.00	14.68	437.00	0.23	0.92
11	13×2	705.00	275.84	749.00	6.24	708.00	0.43	0.52
12	13×3	510.00	35.11	624.00	22.35	<b>510.00</b>	0.00	1.26
13	14×2	786.00	600.00	891.00	13.36	<b>786.00</b>	0.00	0.36
14	14×3	553.00	485.00	781.00	41.23	<b>553.00</b>	0.00	1.35
Average		521.14	108.17	616.79	20.24	522.64	0.34	0.47

Table 2 reports the computational results achieved for small-sized instances. Except for instance 13, other instances in table 2 are solved optimally by the CPLEX in a reasonable run time. Without surprise, the computational times of the CPLEX increase rapidly as the number of tasks grows larger due to the NP-hardness of the problem. The GASP delivers optimal solutions for one out of the 14 instances. The average gap delivered by the GASP is 20.24%. The performance of the GASP is not robust. This is because that the GASP tends to assign uneven work amount to the cranes. Nevertheless, the average gap given by the HGEO is merely 0.34%, and the HGEO delivers optimal solutions for 11 out of the 14 test instances. The HGEO strikingly outperforms the GASP in solving the QCSP. In addition, the computation times of the HGEO are extremely shorter compared to those of the CPLEX, and none of the instances in table 2 requires more than two seconds to be solved by the HGEO.



Table 3. The results of the computational experiment for large-sized instances

Instance No.	Size ( $n \times m$ )	LB	CPLEX			GASP		HGEO		
			$C_{max}$	GAP(%)	Time(s)	$C_{max}$	GAP(%)	$C_{max}$	GAP(%)	Time(s)
15	20×3	744.00	790.00	6.18	600.00	845.00	13.58	759.80	2.12	4.48
16	20×4	558.00	580.00	3.94	600.00	592.00	6.09	574.00	2.87	10.66
17	25×3	888.00	922.00	3.83	600.00	1103.00	24.21	895.00	0.79	8.87
18	25×4	621.00	699.00	12.56	600.00	881.00	41.87	636.10	2.43	12.65
19	30×3	1119.00	1166.00	4.20	600.00	1572.00	40.48	1132.90	1.24	16.06
20	30×4	736.00	840.00	14.13	600.00	901.00	22.42	750.20	1.93	40.32
21	35×3	1196.00	1303.00	8.95	600.00	1575.00	31.69	1208.90	1.08	19.29
22	35×4	888.00	1050.00	18.24	600.00	1348.00	51.80	900.93	1.46	60.64
23	40×3	1372.00	1844.00	34.40	600.00	1663.00	21.21	1394.40	1.63	27.35
24	40×4	1124.00	N/A <sup>a</sup>	N/A	600.00	1367.00	21.62	1147.00	2.05	85.33
25	45×3	1649.00	N/A	N/A	600.00	1890.00	14.61	1664.10	0.92	41.13
26	45×4	1204.00	N/A	N/A	600.00	1364.00	13.29	1228.20	2.01	104.33
27	50×3	1776.00	N/A	N/A	600.00	1854.00	4.39	1792.90	0.95	48.91
28	50×4	1296.00	N/A	N/A	600.00	1837.00	41.74	1317.50	1.66	124.42
29	60×3	2117.00	N/A	N/A	600.00	2593.00	22.48	2145.60	1.35	74.80
30	60×4	1586.00	N/A	N/A	600.00	1809.00	14.06	1616.60	1.93	170.64
31	70×3	2545.00	N/A	N/A	600.00	3370.00	32.42	2574.60	1.16	96.46
32	70×4	1849.00	N/A	N/A	600.00	2019.00	9.19	1885.40	1.97	293.58
33	80×3	2974.00	N/A	N/A	600.00	3113.00	4.67	3002.20	0.95	159.26
34	80×4	2044.00	N/A	N/A	600.00	2407.00	17.76	2071.30	1.34	461.55
Average		1414.30	1021.56	11.83	600.00	1705.15	22.48	1434.88	1.59	93.04

<sup>a</sup> CPLEX fails to generate any solution within 10 minutes.

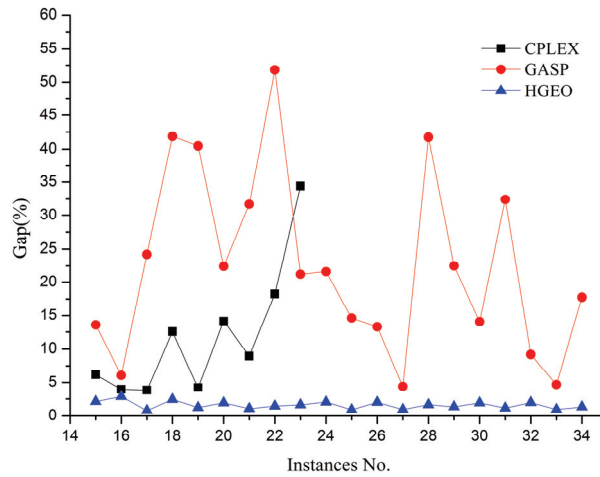


Figure 9. The average gaps given by various solution methods for the large-sized instances

Considering the results of large-sized problems, table 3 summarizes the lower bound, the objective function values (or the means of the objective function values for the HGEO), the gaps

and the computation times achieved by the three approaches. The CPLEX usually failed to provide a final solution for a large-sized problem in this study. For instances 24 to 34, the CPLEX fails to generate any feasible solution within the 10-minute runtime limit. For instances 15 to 23, the average gap observed for the solutions given by the CPLEX is 11.83%. When turning to the results of the GASP, it is found that the solution gaps ranges from 4.39% to 51.80%. On the other hand, the HGEO successfully delivers solutions for all the test instances within the 10-minute runtime limit, and the average gap of all solutions obtained by the HGEO is only 1.59%, which indicates *a very good solution quality for the large-sized QCSP instances*. Therefore, the HGEO clearly outperforms the GASP and the CPLEX within the runtime limit. Figure 9 reports the gaps delivered by the three methods for the large-sized instances. On the other hand, the average runtime of the HGEO is merely 93.04s. Even for the largest instance 34, the HGEO only consumes 461.55s to solve it.

It is worthy pointing out that the solution quality achieved by the HGEO is somewhat related to the number of cranes. This is illustrated in figure 10. However, the observed effect due to the number of cranes is not as significant as that caused by the increasing number of tasks.

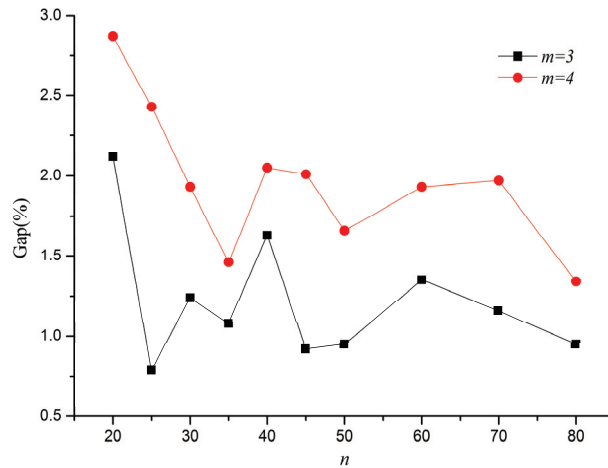


Figure 10. Comparison of the gaps by the HGEO when numbers of cranes are different for the large-sized instances

## 6 Conclusions

In this article, the QCSP at a port container terminal is studied while interference constraints such as no-crossing and safety margin constraints are considered. A concise mathematical MIP is proposed to model the problem. Heuristics called the GASP and the HGEO are designed to solve the problem. Computational results for two sets of test instances reveal that the proposed HGEO algorithm delivers near-optimal solutions to both small- and large-sized problems in significantly short time period for every tested instance. As a standard solver, the CPLEX is competitive to deliver optimal solutions when the instances are of small size. However, the proposed HGEO clearly outperforms the GASP and the CPLEX solver when applying to large-sized instances.

For future work, the QC-to-vessel assignment problem can be integrated into the QCSP. Such a more comprehensive model considering both QC-to-vessel assignment and task-to-QC scheduling is expected to provide a better operation plan for a container terminal. On the other hand, the conditions under which a unidirectional search leading to an optimal task-to-QC schedule may be of interest.

## Acknowledgements

This work was partially supported by the National Natural Science Foundation of China (No.51175442), the Youth Foundation for Humanities and Social Sciences of Ministry of Education of China (No. 12YJCZH296) and the Fundamental Research Funds for the Central Universities (No.SWJTU09CX022; 2010ZT03).

## References

- Bak, P. and Sneppen, K., 1993. Punctuated equilibrium and criticality in a simple-model of evolution. *Physical Review Letters*, 71 (24), 4083-4086.
- Bierwirth, C. and Meisel, F., 2009. A fast heuristic for quay crane scheduling with interference constraints. *Journal of Scheduling*, 12 (4), 345-360.

- Bierwirth, C. and Meisel, F., 2010. A survey of berth allocation and quay crane scheduling problems in container terminals. *European Journal of Operational Research*, 202 (3), 615-627.
- Boettcher, S. and Percus, A.G., 2001. Optimization with extremal dynamics. *Physical Review Letters*, 86 (23), 5211-5214.
- Cassol, F., *et al.*, 2011. Multi-objective optimization as a new approach to illumination design of interior spaces. *Building and Environment*, 46 (2), 331-338.
- Cuco, A.P.C., *et al.*, 2011. Multi-objective design optimization of a new space radiator. *Optimization and Engineering*, 12 (3), 393-406.
- Daganzo, C.F., 1989. The crane scheduling problem. *Transportation Research Part B: Methodological*, 23 (3), 159-175.
- De Sousa, F.L. and Ramos, F.M., Year. Function optimization using extremal dynamics<sup>eds</sup>. *Proceedings of the 4th International Conference on Inverse Problems in Engineering*, Rio de Janeiro, Brazil.
- De Sousa, F.L., *et al.*, 2003. New stochastic algorithm for design optimization. *ALAA Journal*, 41 (9), 1808-1818.
- De Sousa, F.L., *et al.*, 2007. Application of the generalized extremal optimization algorithm to an inverse radiative transfer problem. *Inverse Problems in Science and Engineering*, 15 (7), 699-714.
- De Sousa, F.L., Vlassov, V. and Ramos, F.M., 2004a. Generalized extremal optimization: An application in heat pipe design. *Applied Mathematical Modelling*, 28 (10), 911-931.
- De Sousa, F.L., Vlassov, V.V. and Ramos, F.M., 2004b. Heat pipe design through generalized extremal optimization. *Heat Transfer Engineering*, 25 (7), 34-45.
- Galski, R.L., *et al.*, 2007. Spacecraft thermal design with the generalized extremal optimization algorithm. *Inverse Problems in Science and Engineering*, 15 (1), 61-75.
- Kim, K.H. and Park, Y.M., 2004. A crane scheduling method for port container terminals. *European Journal of Operational Research*, 156 (3), 752-768.

- Lee, D.-H. and Chen, J.H., 2010. An improved approach for quay crane scheduling with non-crossing constraints. *Engineering Optimization*, 42 (1), 1-15.
- Lee, D.H., Wang, H.Q. and Miao, L.X., 2008a. Quay crane scheduling with handling priority in port container terminals. *Engineering Optimization*, 40 (2), 179-189.
- Lee, D.H., Wang, H.Q. and Miao, L.X., 2008b. Quay crane scheduling with non-interference constraints in port container terminals. *Transportation Research Part E-Logistics and Transportation Review*, 44 (1), 124-135.
- Legato, P., Trunfio, R. and Meisel, F., 2012. Modeling and solving rich quay crane scheduling problems. *Computers & Operations Research*, 39 (9), 2063-2078.
- Lim, A., *et al.*, 2004. Crane scheduling with spatial constraints. *Naval Research Logistics*, 51 (3), 386-406.
- Lim, A., Rodrigues, B. and Xu, Z., 2007. A m-parallel crane scheduling problem with a non-crossing constraint. *Naval Research Logistics*, 54 (2), 115-127.
- Meisel, F., 2011. The quay crane scheduling problem with time windows. *Naval Research Logistics*, 58 (7), 619-636.
- Moccia, L., *et al.*, 2006. A branch-and-cut algorithm for the quay crane scheduling problem in a container terminal. *Naval Research Logistics*, 53 (1), 45-59.
- Ng, W.C. and Mak, K.L., 2006. Quay crane scheduling in container terminals. *Engineering Optimization*, 38 (6), 723-737.
- Peterkofsky, R.I. and Daganzo, C.F., 1990. A branch and bound solution method for the crane scheduling problem. *Transportation Research Part B: Methodological*, 24 (3), 159-172.
- Sammarra, M., *et al.*, 2007. A tabu search heuristic for the quay crane scheduling problem. *Journal of Scheduling*, 10 (4-5), 327-336.
- Switalski, P. and Sredynski, F., 2010. Multiprocessor scheduling by generalized extremal optimization. *Journal of Scheduling*, 13 (5), 531-543.
- Switalski, P. and Sredynski, F., 2012. An effective multiprocessor scheduling with use of geo metaheuristic. *International Journal of Foundations of Computer Science*, 23 (2), 465-481.

Zhu, Y. and Lim, A., 2006. Crane scheduling with non-crossing constraint. *Journal of the Operational Research Society*, 57 (12), 1464-1471.