

Split Supersymmetry with Non-Universal Higgs Masses

Ernesto Arganda^a, J. Lorenzo Diaz-Cruz^b and Alejandro Szynkman^a

^a *IFLP, CONICET - Dpto. de Física, Universidad Nacional de La Plata,
C.C. 67, 1900 La Plata, Argentina*

^b *Facultad de Ciencias Físico-Matemáticas,
Benemérita Universidad Autónoma de Puebla, Puebla, México*

Abstract

The recent discovery of a new boson at the LHC, which resembles a SM-like Higgs boson with $m_h = 125$ GeV, is starting to provide strong guidelines into SUSY model building. For instance, the identification of such a state with the lightest CP-even Higgs boson of the MSSM (h^0), requires large values of $\tan\beta$ and/or heavy sfermions. One outcome of this result is the possibility to solve the SUSY flavor and CP problems by decoupling, which points towards some realization of the Split SUSY scenario, in which scalars are much heavier than gauginos and higgsinos. However, we argue here that the remaining Higgs bosons of the MSSM (H^0 , A^0 , H^\pm) do not have to be as heavy as the sfermions, and having them with masses near the EW scale does not pose any conflict with current MSSM constraints. We discuss then some variants of Split SUSY models that contain the full Higgs sector, as well as a possible DM candidate, with masses near the EW scale, and identify distinctive signals from these scenarios that could be searched at the LHC.

1 Introduction

After so many years of expectation, the LHC has now tested in very significant ways the mechanism of Electro-Weak symmetry breaking (EWSB). In fact, the recent LHC results [1, 2] indicate that a new particle with Standard Model (SM)-like Higgs properties and a mass around $m_{h_{\text{SM}}} \simeq 125$ GeV has been detected. Furthermore, this mass value agrees quite well with the range preferred by the analysis of electroweak precision tests [3, 4], which can be seen as another confirmation of the SM success. It has been suggested that further studies of the Higgs couplings predicted within the SM are required in order to confirm its nature [5, 6]. In fact, one expects that some deviation could appear when one considers that the SM should not be the final theory of fundamental particles, as its many open aspects seem to indicate, and some new theory will eventually replace the SM. In fact, the LHC has already provided important bounds on the scale of new physics beyond the SM [7].

In particular, supersymmetry (SUSY) has been one of the most popular extensions of the SM [8, 9], with motivations that include: a) a solution to the hierarchy problem, b) viable unification of SM gauge couplings, c) a Dark Matter (DM) candidate and d) possible connection with String theory. The Minimal Supersymmetric extension of the SM (MSSM) [10] has been widely studied in order to test the realization of SUSY at the electroweak scale. The model predicts the existence of superpartners for each SM particle: squarks/sleptons, gauginos and higgsinos are the partners of quarks/leptons, gauge and higgs bosons, respectively. The Higgs sector contains two scalars doublets, with a spectrum that includes three neutral Higgs bosons (h^0 , H^0 , A^0) and one charged Higgs pair (H^\pm) [11]. Thus, one expects that the recent Higgs mass result $m_{h_{\text{SM}}} \simeq 125$ GeV should be useful to constrain SUSY.

The MSSM predicts the tree-level value $m_{h^0} \simeq m_Z$, while radiative corrections involving the top/stop system are needed in order to bring m_{h^0} above the LEP bound, $m_{h^0} > 115$ GeV [12]. In fact, to make the MSSM light Higgs boson to reach a mass in the range 125–126 GeV, one needs to include stop masses of order TeV and/or large values of $\tan\beta$. Similarly, the direct search for squarks and gluinos at LHC is actually lifting the sfermions mass limits to a multi-TeV range [14–19]. On the other hand, this pattern of heavy sfermions has a positive side, namely the possibility to solve the SUSY flavor and CP problems [20] by decoupling [21, 22].

Thus, current searches for Higgs and SUSY at LHC suggest that the surviving MSSM model should have the following features:

- It contains a SM-like Higgs boson with $m_{h^0} \simeq 125$ GeV.
- It contains heavy sfermions of third generation (with $m = \mathcal{O}(\text{TeV})$), to account for the Higgs mass value.
- It includes heavy sfermions of first and second generation in order to solve the SUSY flavor and CP problems by decoupling.

Furthermore, such a model should contain a DM candidate with $m_{\tilde{\chi}_1^0} = \mathcal{O}(100 \text{ GeV})$ [23] and the masses of all the MSSM particles must also agree with all bounds from collider and low-energy frontiers [24].

This suggests that some scenario with Split SUSY [25–27] could be emerging from current data. The original Split SUSY, which has been widely studied lately [28–44], assumed that, except for the light SM-like Higgs boson (h^0), all scalars are in the multi-TeV range, while gauginos and higgsinos would have lower masses and could be at the reach of the LHC. Alternative models based on pure gravity mediation give place to similar spectra with heavy scalar masses [45–47]. However, when one considers the role played by the full heavy Higgs spectrum (H^0 , A^0 and H^\pm), one notices that having them with masses near the EW scale does not pose in principle any phenomenological conflict. For instance, the approximate degeneracy between the heavy Higgs bosons facilitates the agreement with EW precision tests (EWPT); similar conclusion holds for the implications of the Yukawa couplings for low-energy flavor observables and collider results [48]. In fact, these Higgs scalars could be searched at the LHC and provide the first signature of SUSY at the EW scale, together with a DM candidate.

The aim of this paper is to discuss the possible realization of this non-universal Higgs scenario within Split SUSY, i.e. a scenario with Higgs masses near the EW scale¹. Thus, we shall consider the MSSM Higgs sector with $m_{h^0} \simeq 125$ GeV and heavy higgs states (H^0 , A^0) with mass as low as the LHC admits, i.e. $m_{H^0}, m_{A^0} = 200\text{--}600$ GeV. Although the charged Higgs pair (H^\pm) should be heavier than about 350 GeV, in order to satisfy the bounds from B-physics, here one would need to include stop-chargino contributions, which may weaken these bounds, therefore we will only consider direct search bounds, thus we shall also assume $m_{H^\pm} = 200\text{--}600$ GeV. In some sense we are studying a type of two Higgs doublet model (2HDM) with MSSM parameters and additional states that include a dark matter candidate, which we assume to be the lightest supersymmetric particle (LSP), the neutralino ($\tilde{\chi}_1^0$), with MSSM parameters chosen such that $m_{\tilde{\chi}_1^0} = \mathcal{O}(100 \text{ GeV})$.

The paper is organized as follows: in Section 2 we analyze the most relevant parameters that provide a light Higgs boson with $m_{h^0} \simeq 125$ GeV and present the specific non-universal Split SUSY scenarios we shall be working with. Section 3 is devoted to the study of Higgs boson decays in the bino LSP scenario, in which there is only a bino-like neutralino at low energies. We dedicate Section 4 and Section 5 to examine the Higgs boson signatures in wino LSP and higgsino LSP scenarios, respectively, in which we have two SUSY particles (one wino-like neutralino and one wino-like chargino) or three SUSY particles (two higgsino-like neutralinos and one higgsino-like chargino) near the EW scale. Finally, a discussion of results, perspectives and conclusions is presented in Section 6.

2 Scenarios of non-universal Split SUSY and the Higgs mass

Now, our first goal is to determine the parameters of the MSSM that provide a light Higgs boson with $m_{h^0} \simeq 125$ GeV. After considering the results, including statistical and systematic uncertainties reported by ATLAS [1] and CMS [2], we accept a value of m_{h^0} in our numerical analysis if it lies within the range [124 GeV, 127 GeV]. In order to perform a general study of the Higgs sector within the non-universal Split SUSY model, we assume that all of the soft masses of squarks and sleptons of the first and second generations are given by only one parameter, M_{split} , which governs the decoupling scale. We also consider only a common soft mass for the third generation

¹Split SUSY with a Higgs sector near the EW scale was discussed in [49], although in the context of R-parity breaking models and with focus on the generation of neutrino masses.

of sfermions, M_{SUSY} , which is defined as the boundary condition for the renormalization group equations (RGEs). Our numerical analysis was performed with the package **SUSY-HIT** [50] (which includes **SuSpect** [51], **SDECAY** [52] and **HDECAY** [53]) and the spectrum results were cross-checked with **SOFTSUSY** [54], with the other relevant MSSM parameters defined as follows:

- $1 < \tan \beta < 60$.
- $-3 \text{ TeV} < M_1, M_2, \mu < 3 \text{ TeV}^2$.
- $1 \text{ TeV} < M_3 < 3 \text{ TeV}$.
- $200 \text{ GeV} < m_{A^0} < 600 \text{ GeV}$.
- $10 \text{ TeV} < M_{\text{split}} < 100 \text{ TeV}$.
- $1 \text{ TeV} < M_{\text{SUSY}} < 7.5 \text{ TeV}$.

The range of values of M_{split} shown above were chosen in order to solve the SUSY flavor and CP problems by decoupling [20, 21]. The third generation of sfermions is free from this condition and their corresponding masses could be as low as experimental data permit, whenever they lead to the correct value of m_{h^0} . It is important to note that values of m_{A^0} near the EW scale together with heavy soft masses of the third generation could be problematic. This situation could drive us to imaginary tree-level values of m_{A^0} (meaning that the electroweak Higgs minimum is essentially unstable) or it could induce tachyonic masses for the stops, sbottoms and staus (breaking color and electric charge) [56]. In [57] the full one-loop RGEs of Split SUSY were taken into account for a generic MSSM with heavy scalars and universal Higgs masses of $\mathcal{O}(10^4 \text{ GeV})$, showing that this problem arises in this case too. These problems can be avoided if we increase m_{A^0} or decrease M_{SUSY} . We have checked that scenarios with values of M_{SUSY} below 8 TeV do not present this kind of difficulty. Consequently, according to our choice of parameters we do not have to deal with this issue.

We have generated scatter plots included in Figure 1 that show the different regions in parameter space where m_{h^0} lies between 124 GeV and 127 GeV (red dots) or falls outside this range (black dots). All the points were obtained by setting real random numbers for the MSSM parameter within the regions defined above. The stop trilinear coupling A_t was set equal to zero in all the plots except for the lower right panel. From the upper plots, we can see the behavior of m_{h^0} as a function of $M_{\text{SUSY}} \simeq \sqrt{m_{\tilde{t}_1} m_{\tilde{t}_2}}$ and $\tan \beta$. As expected, in order to obtain a light Higgs boson mass around 125 GeV it is necessary to have stops with masses above 2–2.5 TeV, as shown in the upper left panel. It is clear from this plot that, as M_{SUSY} grows up, m_{h^0} also raises and it could reach too large values, exceeding the experimental value. On the upper right panel we see the known strong dependence of m_{h^0} on $\tan \beta$, concluding that we need values of $\tan \beta$ larger than 5 if we want to accommodate this model to the present data reported by ATLAS and CMS, with the values of M_{split} and M_{SUSY} within the ranges used in this work.

On the lower left panel of Figure 1 the behavior of m_{h^0} with M_{split} and M_{SUSY} is displayed. For low values of M_{split} , close to 10 TeV, values of M_{SUSY} smaller than 5 TeV do not allow to get

²Even if these parameters are varied within this range, we only select points that satisfy current direct bounds on SUSY masses [55].

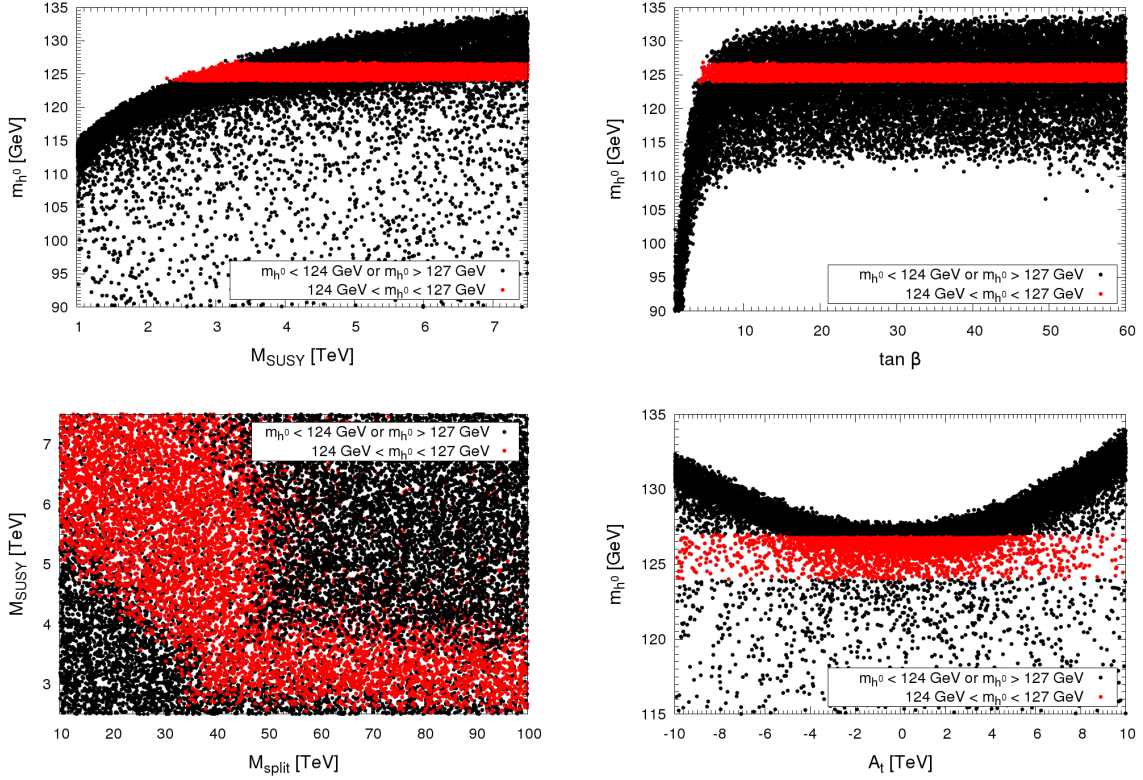


Figure 1: Scatter plots of the allowed regions in parameter space for m_{h^0} . In all the plots, red dots are for $124 \text{ GeV} < m_{h^0} < 127 \text{ GeV}$ and black dots represent values of m_{h^0} smaller than 124 GeV or larger than 127 GeV. Values for the rest of the parameters were varied randomly. Upper left panel: m_{h^0} as a function of M_{SUSY} ($A_t = 0$). Upper right panel: m_{h^0} as a function of $\tan \beta$ ($A_t = 0$). Lower left panel: m_{h^0} in the plane $M_{\text{SUSY}} - M_{\text{split}}$ ($A_t = 0$). Lower right panel: m_{h^0} as a function of A_t with $M_{\text{split}} = 40 \text{ TeV}$ and $M_{\text{SUSY}} = 7 \text{ TeV}$.

values of m_{h^0} in the valid range. As M_{split} increases, the range of M_{SUSY} that generates correct values of m_{h^0} become larger. For values of M_{split} between 40 and 50 TeV, stop masses in the range $[2.5 \text{ TeV}, 7.5 \text{ TeV}]$ drive us to $124 \text{ GeV} < m_{h^0} < 127 \text{ GeV}$. From $M_{\text{split}} \simeq 50 \text{ TeV}$, this windows starts to close and only low values of M_{SUSY} , between 2.5 TeV and 4 TeV, result in proper values of m_{h^0} .

We have also studied the dependence of m_{h^0} on A_t , which is allowed to take values in the range $[-10 \text{ TeV}, 10 \text{ TeV}]$. For that, we have set $M_{\text{split}} = 40 \text{ TeV}$, $M_{\text{SUSY}} = 7 \text{ TeV}$ and varied the other parameters randomly. The results are presented in the lower right panel of Figure 1, where we can check that it is possible to get a light Higgs boson around 125 GeV for any value of A_t . Nevertheless, we note that large values of $|A_t|$ generate too large radiative corrections to m_{h^0} that surpass the experimental data. Therefore, we can conclude that we can set $A_t = 0$ without any loss of generality for the phenomenological analysis of the model.

For completeness, we have analyzed the behavior of m_{H^0} and m_{H^\pm} as a function of m_{A^0} . Both masses present a closely linear dependence with m_{A^0} which follows from the approximated relation $m_{H^0}, m_{H^\pm} \simeq m_{A^0}$. In almost all the parameter space, we have found m_{H^0} and m_{H^\pm} slightly larger than m_{A^0} , what converts the pseudoscalar to the lightest of the heavier Higgs bosons.

In the following sections we shall discuss Higgs properties for specific scenarios, which will be defined according to the nature of the LSP and the number of neutralinos/charginos which will have masses similar to the Higgs bosons, and thus could be reachable at the LHC. These scenarios, with *ad hoc* choices of the parameters M_1 , M_2 and μ , are defined as follows:

- **Bino LSP Scenario:** Only one bino-like neutralino at the EW scale, thus we will have in this case $|M_1| \ll |M_2|, |\mu|$.
- **Wino LSP Scenario:** One wino-like neutralino and one wino-like chargino, degenerate in mass, which occurs for $|M_2| \ll |M_1|, |\mu|$.
- **Higgsino LSP Scenario:** Two higgsino-like neutralinos and one higgsino-like chargino, in this case: $|\mu| \ll |M_1|, |M_2|$.

Then, we shall evaluate the branching ratios (BR) for the decays of the heavy Higgs bosons H^0 and A^0 in each of these three scenarios³. If possible, we shall try to identify signatures that could have a chance of being detected at the LHC. Furthermore, we also would like to find signatures that could allow us to discriminate between the MSSM and the 2HDM. For instance, we shall evaluate the BR for the invisible decays of H^0 and A^0 , i.e. the decays $(H^0, A^0) \rightarrow \tilde{\chi}_1^0 \tilde{\chi}_1^0$. In this work we are not considering the charged Higgs boson H^\pm decay channels since we are primarily interested in studying the neutral resonances, for the mass window of 200–600 GeV, which is being studied currently by the LHC. Secondly, the dominant decay mode, $H^\pm \rightarrow tb$, is very difficult to separate from SM backgrounds, while the subdominant mode, $H^\pm \rightarrow \tau^\pm \nu_\tau$, has more hope of being detectable. In fact, we have noticed that both decay modes are almost constant for the three scenarios presented above, with $\text{BR}(H^\pm \rightarrow tb) \simeq 0.9$ and $\text{BR}(H^\pm \rightarrow \tau^\pm \nu_\tau) \simeq 0.1$, which is not so different from the results expected for the general 2HDM.

3 Bino LSP scenario

The content of particles of the bino LSP scenario below 1 TeV scale is the following: one bino-like neutralino $\tilde{\chi}_1^0$ ($60 \text{ GeV} \lesssim m_{\tilde{\chi}_1^0} \lesssim 150 \text{ GeV}$), one light Higgs boson h^0 ($124 \text{ GeV} < m_{h^0} < 127 \text{ GeV}$), one heavy Higgs boson H^0 , one pseudoscalar Higgs boson A^0 and a charged Higgs pair H^\pm ($200 \text{ GeV} \lesssim m_{H^0}, m_{A^0}, m_{H^\pm} \lesssim 600 \text{ GeV}$). The minimum value of $m_{\tilde{\chi}_1^0}$, governed by the bino soft mass M_1 , is chosen in order to be conservative and respect the present lower bound [55].

The case in which only one neutralino is at the EW scale can be realized only for a bino-like neutralino, and this requires: $|M_1| \ll |M_2|, |\mu|$. However, in this case the invisible decay width

³A study of constraints imposed by the relic abundance is needed to see whether the LSP in each of these scenarios is an acceptable DM candidate. This analysis is beyond the scope of this work, however, we point out the results from [58] where these constraints are studied in a similar region of the parameter space we scan here. It is found that it is possible to have LSP masses of $\mathcal{O}(100 \text{ GeV})$ consistent with experiments in any of these three scenarios.

of H^0 and A^0 is very small. This suppression can be easily understood through the form of the couplings of neutralinos to neutral Higgs bosons [59]:

$$G_{\tilde{\chi}_1^0 \tilde{\chi}_1^0 H^0}^{L,R} = \frac{1}{2 \sin \theta_W} (Z_{12} - \tan \theta_W Z_{11}) (\cos \alpha Z_{13} - \sin \alpha Z_{14}) , \quad (1)$$

$$G_{\tilde{\chi}_1^0 \tilde{\chi}_1^0 A^0}^L = \frac{1}{2 \sin \theta_W} (Z_{12} - \tan \theta_W Z_{11}) (-\sin \beta Z_{13} + \cos \beta Z_{14}) , \quad (2)$$

$$G_{\tilde{\chi}_1^0 \tilde{\chi}_1^0 A^0}^R = -G_{\tilde{\chi}_1^0 \tilde{\chi}_1^0 A^0}^L , \quad (3)$$

where Z_{ij} are the different entries of the single real matrix Z which diagonalizes the four-dimensional neutralino matrix in the $(-i\tilde{B}^0, -i\tilde{W}_3^0, \tilde{H}_1^0, \tilde{H}_2^0)$ basis. It is clear that the coupling $H^0(A^0) - \tilde{\chi}_1^0 - \tilde{\chi}_1^0$ only receives contributions from the Higgs-higgsino-gaugino terms. Thus, if $\tilde{\chi}_1^0$ was pure bino (or pure wino/higgsino), the invisible width of H^0/A^0 will vanish.

We discuss first the branching ratios of the heavy neutral Higgs bosons of the MSSM, H^0 and A^0 , for a particular fixed choice of parameters which lies within the range $60 \text{ GeV} < |M_1| < 150 \text{ GeV}$ and $1 \text{ TeV} < |M_2|, M_3, |\mu| < 3 \text{ TeV}$, with $M_{\text{split}} = 40 \text{ TeV}$, $M_{\text{SUSY}} = 7 \text{ TeV}$ and $A_t = 0$, as a function of $m_{H^0(A^0)}$ and $\tan \beta$. Then, for the most relevant modes we shall present scatter plots where these parameters are varied independently.

The results of the branching ratios of H^0 and A^0 as a functions of $\tan \beta$ and $m_{H^0(A^0)}$ within this scenario are contained in Figures 2 and 3, for the parameters: $M_{\text{split}} = 40 \text{ TeV}$, $M_{\text{SUSY}} = 7 \text{ TeV}$, $A_t = 0$, $M_1 = 100 \text{ GeV}$, $M_2 = \mu = 1 \text{ TeV}$ and $M_3 = 3 \text{ TeV}$ ⁴. We have to be warned about the regions with low values of $\tan \beta$, since in most of the cases m_{h^0} does not reach the lower limit of 124 GeV (shaded grey area in the plots). From these plots we find the following salient features:

- For values of $\tan \beta \gtrsim 10$, $H^0 \rightarrow b\bar{b}$ and $A^0 \rightarrow b\bar{b}$ are the dominant modes, with $\text{BR} \simeq 0.9$.
- For values of $\tan \beta \lesssim 10$, $t\bar{t}$ channel can compete with $b\bar{b}$ if it is kinematically allowed ($m_{H^0(A^0)} \gtrsim 350 \text{ GeV}$) or even be the dominant one for values of $\tan \beta \lesssim 6$. Notice that in the plots of branching ratios as a function of $m_{H^0(A^0)}$ there is a discontinuity around 350 GeV because of the opening of $t\bar{t}$ channel.
- The one-loop decays $H^0 \rightarrow gg$ and $H^0 \rightarrow \gamma\gamma$ have very low BR for the allowed h^0 mass region, below 10^{-3} and 10^{-5} , respectively.
- $H^0 \rightarrow W^+W^-$ channel reaches its largest value, $\text{BR} \simeq 0.1$, for values of $\tan \beta \lesssim 7.5$ and when the $t\bar{t}$ channel is not kinematically allowed.
- The maximum value of $\text{BR}(H^0 \rightarrow Z^0 Z^0)$ is approximately 0.03, occuring for $\tan \beta \lesssim 7.5$ and with the $t\bar{t}$ channel closed.
- $H^0 \rightarrow h^0 h^0$ mode, when is kinematically allowed ($m_{H^0} \gtrsim 250 \text{ GeV}$), is slightly larger than W^+W^- channel and reaches its maximum value $\text{BR} \simeq 0.2$ for $\tan \beta \lesssim 7.5$ with $t\bar{t}$ channel closed too.

⁴On the one hand, we select $M_2 = \mu = 1 \text{ TeV}$ in order to generate the maximum gaugino-higgsino mixing allowed in this scenario. On the other hand, we set $M_3 = 3 \text{ TeV}$ because we want to maintain the spectrum below 1 TeV scale as simple as possible. We keep this criterion in the following sections for this kind of plots.

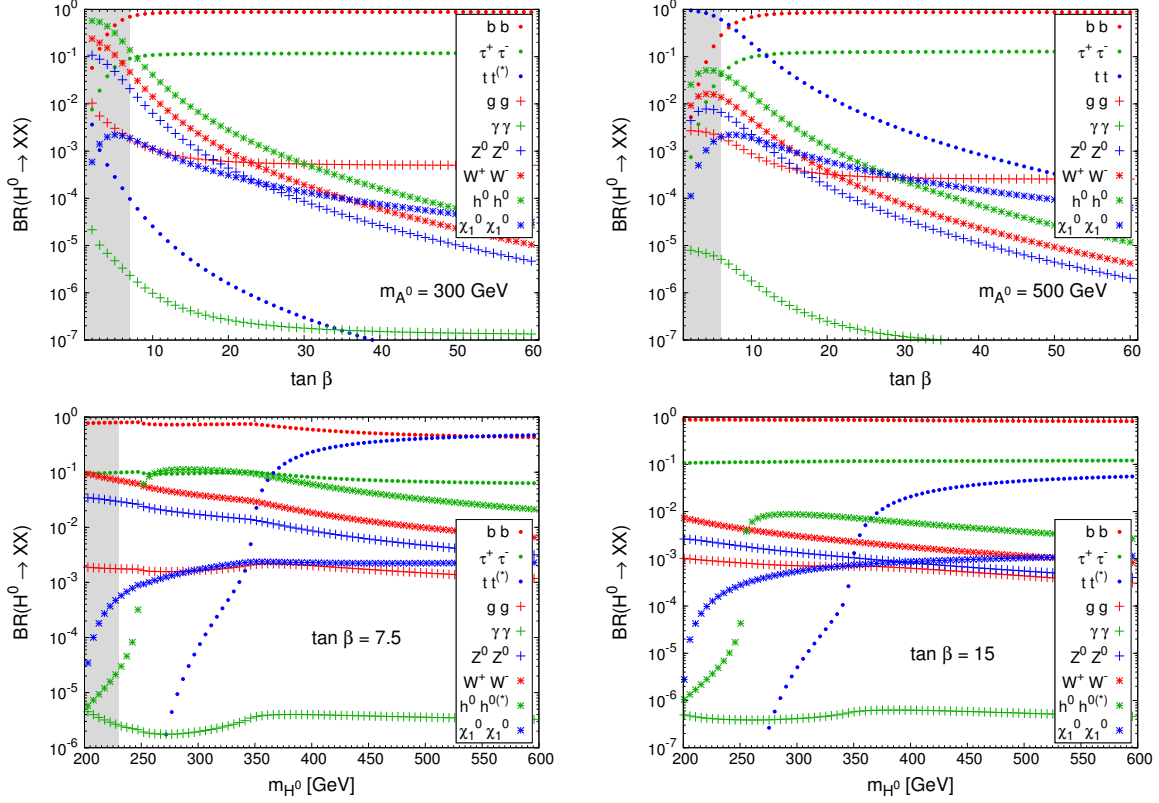


Figure 2: H^0 decay channels in bino LSP scenario for $M_{\text{split}} = 40$ TeV, $M_{\text{SUSY}} = 7$ TeV, $A_t = 0$, $M_1 = 100$ GeV, $M_2 = \mu = 1$ TeV, $M_3 = 3$ TeV. Upper left panel: H^0 branching ratios as a function of $\tan \beta$ for $m_{A^0} = 300$ GeV. Upper right panel: H^0 branching ratios as a function of $\tan \beta$ for $m_{A^0} = 500$ GeV. Lower left panel: H^0 branching ratios as a function of m_{H^0} for $\tan \beta = 7.5$. Lower right panel: H^0 branching ratios as a function of m_{H^0} for $\tan \beta = 15$. Shaded grey area represents values of $m_{h^0} < 124$ GeV. The discontinuities around $m_{H^0} \simeq 250, 350$ GeV in lower panels are due to the fact that $h^0 h^0$ and $t\bar{t}$ channels start to be kinematically allowed, respectively.

- The largest value of $\text{BR}(A^0 \rightarrow Z^0 h^0)$ is 0.03, requiring the same conditions as $H^0 \rightarrow W^+ W^-$, $Z^0 Z^0$, $h^0 h^0$ modes.
- In this case the branching ratios of the invisible channels, $H^0 \rightarrow \tilde{\chi}_1^0 \tilde{\chi}_1^0$ and $A^0 \rightarrow \tilde{\chi}_1^0 \tilde{\chi}_1^0$, reach at the most values of $\mathcal{O}(10^{-3})$.

Thus, in the most part of the parameter space studied in this bino LSP scenario (for $\tan \beta \gtrsim 10$), the dominant channels are $(H^0, A^0) \rightarrow b\bar{b}$, followed by $(H^0, A^0) \rightarrow \tau^+ \tau^-$, whose couplings increase with $\tan \beta$. These channels are very difficult to detect since the signals have a large SM background and/or low detection efficiency. We notice that the most promising decay modes in this scenario are $H^0 \rightarrow Z^0 Z^0$ and $H^0 \rightarrow h^0 h^0$, which have a sizable BR and a possibly clean signature, while for A^0 we have the mode $A^0 \rightarrow Z^0 h^0$, which has also a possibly clean signature, but not such a large BR as in the case of $H^0 \rightarrow h^0 h^0$. The decay $H^0 \rightarrow W^+ W^-$ is also a very

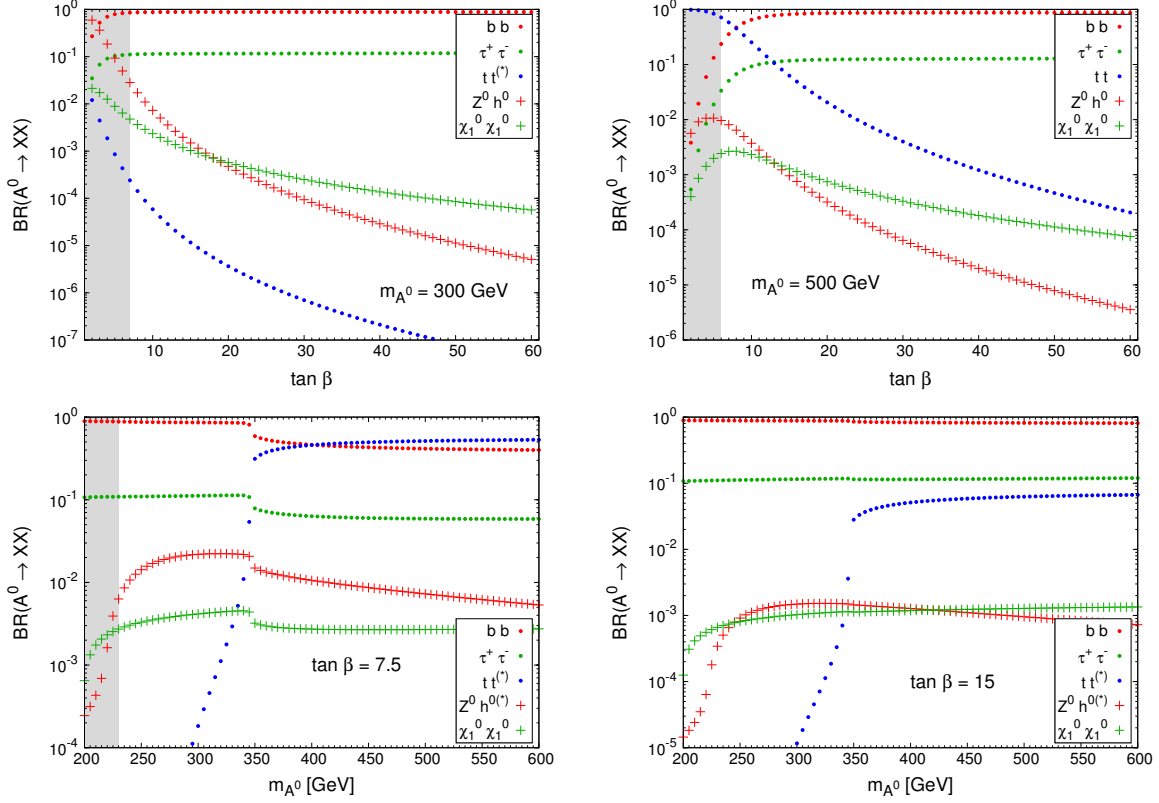


Figure 3: A^0 decay channels in bino LSP scenario for $M_{\text{split}} = 40$ TeV, $M_{\text{SUSY}} = 7$ TeV, $A_t = 0$, $M_1 = 100$ GeV, $M_2 = \mu = 1$ TeV, $M_3 = 3$ TeV. Upper left panel: A^0 branching ratios as a function of $\tan \beta$ for $m_{A^0} = 300$ GeV. Upper right panel: A^0 branching ratios as a function of $\tan \beta$ for $m_{A^0} = 500$ GeV. Lower left panel: A^0 branching ratios as a function of m_{A^0} for $\tan \beta = 7.5$. Lower right panel: A^0 branching ratios as a function of m_{A^0} for $\tan \beta = 15$. Shaded grey area represents values of $m_{h^0} < 124$ GeV. The discontinuities around $m_{A^0} \simeq 350$ GeV in lower panels are due to the fact that $t\bar{t}$ channel starts to be kinematically allowed.

interesting channel, with a BR larger than $H^0 \rightarrow Z^0 Z^0$ mode, but a not such a clean signature. To further analyze the significance of these modes, we shall now discuss the contour plots in the plane $m_{A^0} - \tan \beta$, as shown in Figure 4.

- The decay modes $H^0 \rightarrow Z^0 Z^0$ ($W^+ W^-$) can have $\text{BR} \gtrsim 0.01$ (0.03) only for the green and red strips that lie within $7.5 \lesssim \tan \beta \lesssim 10$ and $200 \text{ GeV} \lesssim m_{A^0} \leq 350$ GeV.
- Similarly, the decay mode $H^0 \rightarrow h^0 h^0$ can reach a BR above 0.04 for $\tan \beta \lesssim 10$ and $250 \text{ GeV} \lesssim m_{A^0} \lesssim 450$ GeV.
- The decay mode $A^0 \rightarrow Z^0 h^0$ have a similar behavior, but now $\text{BR} \gtrsim 0.01$ for slightly lower $\tan \beta \lesssim 10$.

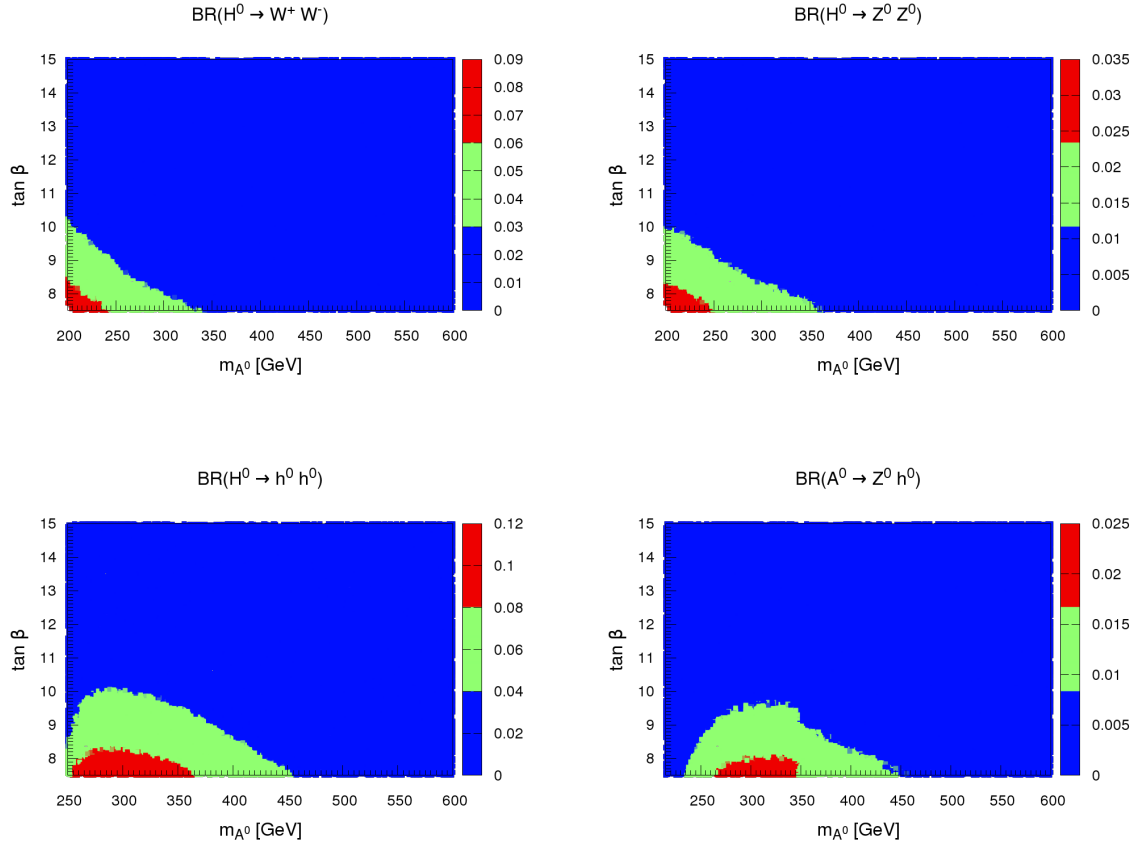


Figure 4: H^0 and A^0 branching ratios decays in the plane $m_{A^0} - \tan \beta$. Upper left panel: $\text{BR}(H^0 \rightarrow W^+ W^-)$. Upper right panel: $\text{BR}(H^0 \rightarrow Z^0 Z^0)$. Lower left panel: $\text{BR}(H^0 \rightarrow h^0 h^0)$. Lower right panel: $\text{BR}(A^0 \rightarrow Z^0 h^0)$. The scan is done in bino LSP scenario with $M_{\text{split}} = 40$ TeV, $M_{\text{SUSY}} = 7$ TeV and $A_t = 0$ over the following ranges: $60 \text{ GeV} < |M_1| < 150 \text{ GeV}$, $1 \text{ TeV} < |M_2|, |\mu|, M_3 < 3 \text{ TeV}$.

On the other hand, the invisible decays of H^0 and A^0 are presented in Figure 5 in the plane $|\mu| - \tan \beta$, due to the fact that in this scenario μ governs the higgsino component of the bino-like $\tilde{\chi}_1^0$, necessary to have non-negligible Higgs- $\tilde{\chi}_1^0 - \tilde{\chi}_1^0$ couplings. There, we notice that only for $|\mu| \simeq 1000 - 1500 \text{ GeV}$ and $\tan \beta \lesssim 14$ it is possible to obtain $\text{BR} \gtrsim 0.001$, which seems quite difficult to detect at the LHC.

4 Wino LSP scenario

The content of particles of the wino LSP scenario below 1 TeV scale is the following: one wino-like neutralino $\tilde{\chi}_1^0$ ($100 \text{ GeV} \lesssim m_{\tilde{\chi}_1^0} \lesssim 150 \text{ GeV}$), one wino-like chargino $\tilde{\chi}_1^\pm$ ($m_{\tilde{\chi}_1^\pm} \simeq m_{\tilde{\chi}_1^0}$), one light

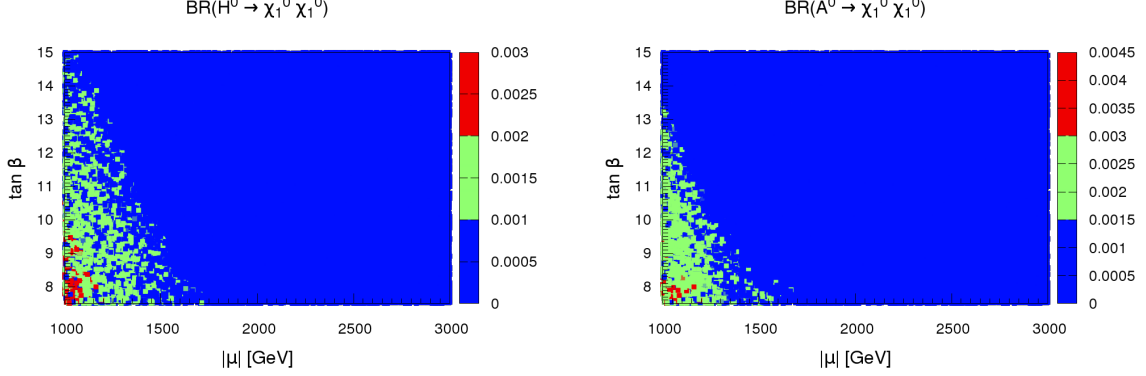


Figure 5: H^0 and A^0 branching ratios of invisible channels in the plane $|\mu|$ – $\tan\beta$. Left panel: $\text{BR}(H^0 \rightarrow \tilde{\chi}_1^0 \tilde{\chi}_1^0)$. Right panel: $\text{BR}(A^0 \rightarrow \tilde{\chi}_1^0 \tilde{\chi}_1^0)$. The scan is done in bino LSP scenario with $M_{\text{split}} = 40$ TeV, $M_{\text{SUSY}} = 7$ TeV and $A_t = 0$ over the following ranges: $60 \text{ GeV} < |M_1| < 150 \text{ GeV}$, $200 \text{ GeV} < m_{A^0} < 600 \text{ GeV}$, $1 \text{ TeV} < |M_2|, |\mu|, M_3 < 3 \text{ TeV}$.

Higgs boson h^0 ($124 \text{ GeV} < m_{h^0} < 127 \text{ GeV}$), one heavy Higgs boson H^0 , one pseudoscalar Higgs boson A^0 and one charged Higgs pair H^\pm ($200 \text{ GeV} \lesssim m_{H^0}, m_{A^0}, m_{H^\pm} \lesssim 600 \text{ GeV}$). The minimum value of $m_{\tilde{\chi}_1^\pm}$, governed by the wino soft mass M_2 in this scenario, is chosen for respecting the present lower bound [55]. In order to have one wino-like neutralino, one needs to require $|M_2| \ll |M_1|, |\mu|$, appearing a new particle in the spectrum at the EW scale, a wino-like chargino, very degenerate in mass with the neutralino.

For the study of the decays into charginos, we have to attend to the interactions of charginos $\tilde{\chi}_1^\pm$ with H^0 and A^0 Higgs bosons, whose couplings are [59]:

$$G_{\tilde{\chi}_1^- \tilde{\chi}_1^+ H^0}^{L,R} = \frac{1}{\sqrt{2} \sin \theta_W} [\cos \alpha V_{11} U_{12} + \sin \alpha V_{12} U_{11}] , \quad (4)$$

$$G_{\tilde{\chi}_1^- \tilde{\chi}_1^+ A^0}^L = -\frac{1}{\sqrt{2} \sin \theta_W} [\sin \beta V_{11} U_{12} + \cos \beta V_{12} U_{11}] , \quad (5)$$

$$G_{\tilde{\chi}_1^- \tilde{\chi}_1^+ A^0}^R = -G_{\tilde{\chi}_1^- \tilde{\chi}_1^+ A^0}^L , \quad (6)$$

where U_{ij} and V_{ij} are the entries of the two real matrices U and V that diagonalize the chargino mass matrix in the wino-higgsino basis. As in the case of the invisible decays of Higgs bosons, the $(H^0, A^0) \rightarrow \tilde{\chi}_1^+ \tilde{\chi}_1^-$ decay modes have sources from Higgs-higgsino-gaugino couplings and if $\tilde{\chi}_1^\pm$ was pure wino (or pure higgsino), the width of these modes of H^0/A^0 will vanish.

The results of the branching ratios of H^0 and A^0 , within this second scenario, are contained in Figures 6 and 7 for the parameters $M_{\text{split}} = 40$ TeV, $M_{\text{SUSY}} = 7$ TeV, $A_t = 0$, $M_2 = 100$ GeV, $M_1 = \mu = 1$ TeV, $M_3 = 3$ TeV. We present the results of branching ratios, like in the previous section, as a function of $\tan\beta$ and $m_{H^0(A^0)}$ for both H^0 and A^0 bosons. From these plots we find the following salient features:

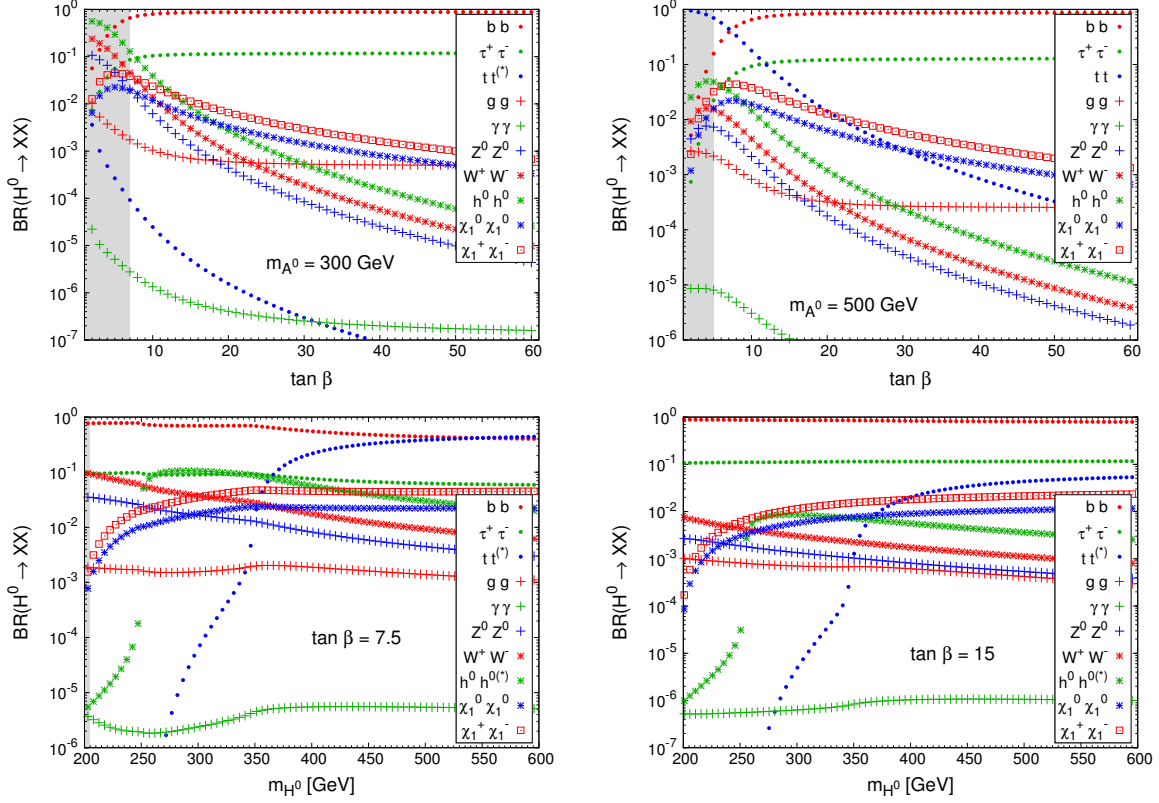


Figure 6: H^0 decay channels in wino LSP scenario for $M_{\text{split}} = 40$ TeV, $M_{\text{SUSY}} = 7$ TeV, $A_t = 0$, $M_2 = 100$ GeV, $M_1 = \mu = 1$ TeV, $M_3 = 3$ TeV. Upper left panel: H^0 branching ratios as a function of $\tan \beta$ for $m_{A^0} = 300$ GeV. Upper right panel: H^0 branching ratios as a function of $\tan \beta$ for $m_{A^0} = 500$ GeV. Lower left panel: H^0 branching ratios as a function of m_{H^0} for $\tan \beta = 7.5$. Lower right panel: H^0 branching ratios as a function of m_{H^0} for $\tan \beta = 15$. Shaded grey area represents values of $m_{h^0} < 124$ GeV. The discontinuities around $m_{H^0} \simeq 250, 350$ GeV in lower panels are due to the fact that $h^0 h^0$ and $t\bar{t}$ channels start to be kinematically allowed.

- For H^0 and A^0 the dominant mode is again the decay into $b\bar{b}$ with $\text{BR} \simeq 0.9$, for values of $\tan \beta \gtrsim 10$. If $t\bar{t}$ channel is kinematically allowed, for values of $\tan \beta \lesssim 10$ it becomes the dominant one.
- $H^0 \rightarrow Z^0 Z^0$, $W^+ W^-$, $h^0 h^0$ channels exhibit the same behavior as in bino LSP scenario, reaching similar maximum values of branching ratios (0.03, 0.1 and 0.15, respectively).
- A very interesting feature of this scenario is the increase of the branching ratios of the invisible decays, which grows up around an order of magnitude respect the branching ratios of bino LSP scenario, reaching the largest values of $\text{BR}(H^0 \rightarrow \tilde{\chi}_1^0 \tilde{\chi}_1^0) \simeq 2 \times 10^{-2}$ and $\text{BR}(A^0 \rightarrow \tilde{\chi}_1^0 \tilde{\chi}_1^0) \simeq 4 \times 10^{-2}$.
- A new feature of this scenario is the appearance of the decays of H^0 and A^0 into charginos $\chi_1^+ \chi_1^-$. Indeed, the branching ratios of this modes are even larger than the invisible ones,

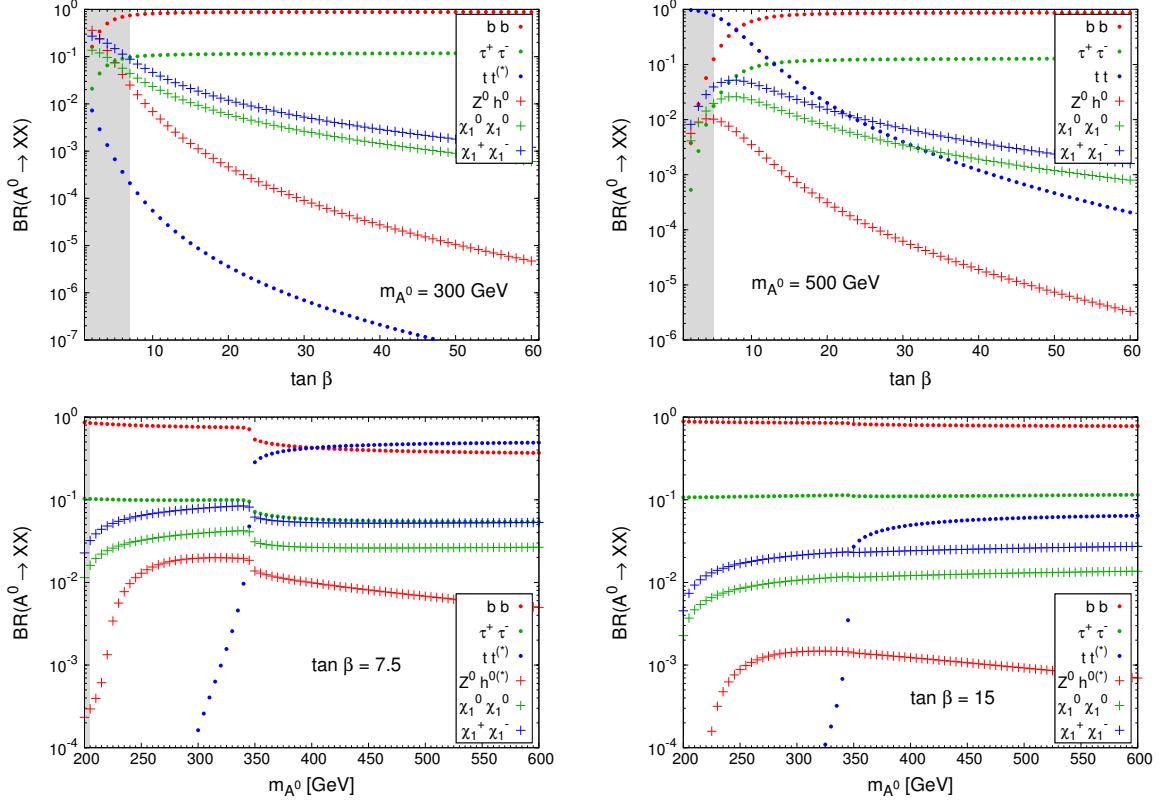


Figure 7: A^0 decay channels in wino LSP scenario for $M_{\text{split}} = 40$ TeV, $M_{\text{SUSY}} = 7$ TeV, $A_t = 0$, $M_2 = 100$ GeV, $M_1 = \mu = 1$ TeV, $M_3 = 3$ TeV. Upper left panel: A^0 branching ratios as a function of $\tan \beta$ for $m_{A^0} = 300$ GeV. Upper right panel: A^0 branching ratios as a function of $\tan \beta$ for $m_{A^0} = 500$ GeV. Lower left panel: A^0 branching ratios as a function of m_{A^0} for $\tan \beta = 7.5$. Lower right panel: A^0 branching ratios as a function of m_{A^0} for $\tan \beta = 15$. Shaded grey area represents values of $m_{h^0} < 124$ GeV. The discontinuities around $m_{A^0} \simeq 350$ GeV in lower panels are due to the fact that $t\bar{t}$ channel starts to be kinematically allowed.

reaching values of almost 0.05 and 0.1, respectively.

As in the previous scenario, we notice that the most promising decay modes in this scenario are $H^0 \rightarrow Z^0 Z^0$ and $H^0 \rightarrow h^0 h^0$, which have a sizable branching ratio and a possibly clean signature, while for A^0 we have the mode $A^0 \rightarrow Z^0 h^0$, which has a possibly clean signature, but not such a large BR. The behavior of these branching ratios in the plane $m_{A^0} - \tan \beta$ is in fact similar to the previous scenario too. The new feature of this scenario is the moderate enhancement of the invisible decays as well as the opening of the decays into charginos. To further analyze the significance of these modes, we shall now discuss the contour plots in the plane $|\mu| - \tan \beta$, displayed in Figure 8.

- The branching ratios for the invisible decays of H^0 and A^0 are presented in the upper panels of Figure 8. There, we notice that only for $|\mu| \lesssim 1200$ GeV and $\tan \beta \lesssim 11$ it is possible to

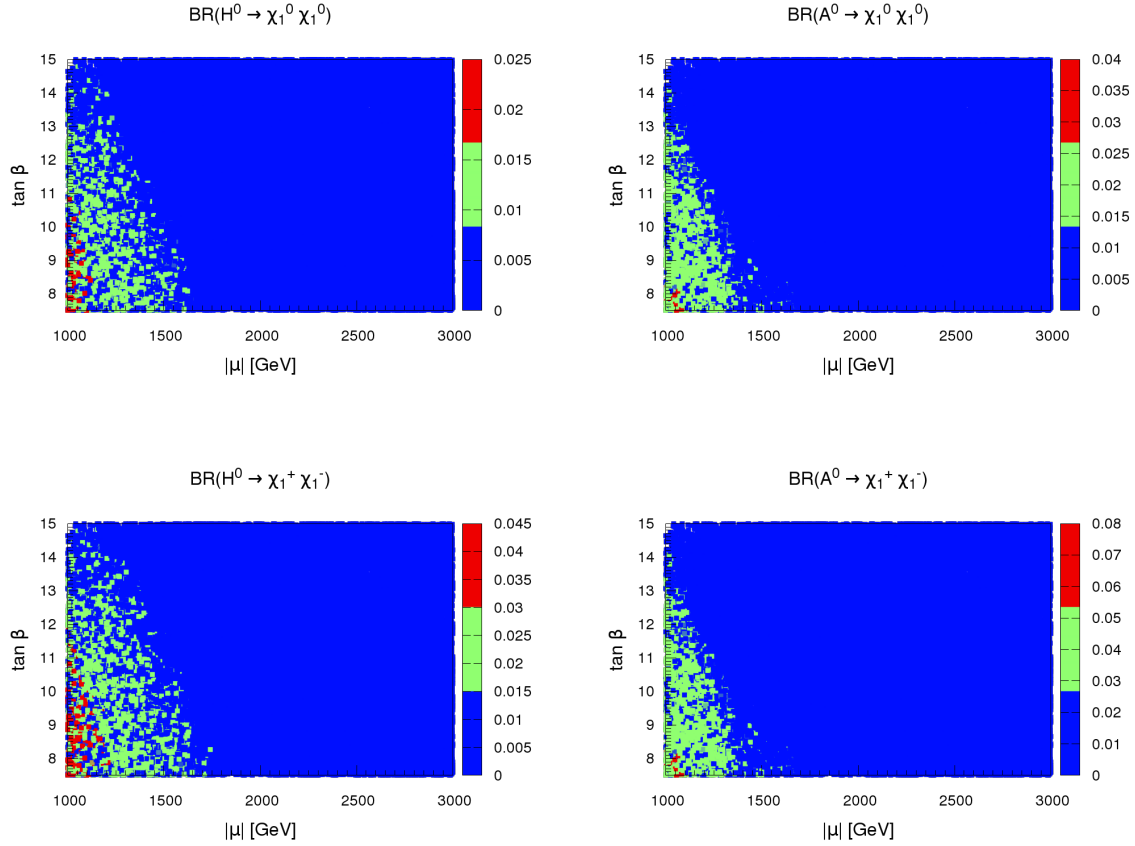


Figure 8: H^0 and A^0 branching ratios of neutralino and chargino channels in the plane $|\mu|$ – $\tan \beta$. Upper left panel: $\text{BR}(H^0 \rightarrow \tilde{\chi}_1^0 \tilde{\chi}_1^0)$. Upper right panel: $\text{BR}(A^0 \rightarrow \tilde{\chi}_1^0 \tilde{\chi}_1^0)$. Lower left panel: $\text{BR}(H^0 \rightarrow \tilde{\chi}_1^+ \tilde{\chi}_1^-)$. Lower right panel: $\text{BR}(A^0 \rightarrow \tilde{\chi}_1^+ \tilde{\chi}_1^-)$. The scan is done in wino LSP scenario with $M_{\text{split}} = 40$ TeV, $M_{\text{SUSY}} = 7$ TeV and $A_t = 0$ over the following ranges: $100 \text{ GeV} < |M_2| < 150 \text{ GeV}$, $200 \text{ GeV} < m_{A^0} < 600 \text{ GeV}$, $1 \text{ TeV} < |M_1|, |\mu|, M_3 < 3 \text{ TeV}$.

obtain $\text{BR}(H^0 \rightarrow \tilde{\chi}_1^0 \tilde{\chi}_1^0) \gtrsim 1.5 \times 10^{-2}$. If we want $\text{BR}(A^0 \rightarrow \tilde{\chi}_1^0 \tilde{\chi}_1^0) \gtrsim 1.5 \times 10^{-2}$, we need values of $|\mu| \lesssim 1400 \text{ GeV}$ and $\tan \beta \lesssim 13$.

- The branching ratios for the decay mode into charginos can be slightly larger, as shown in the lower panels of Figure 8. In the case of $\text{BR}(H^0 \rightarrow \tilde{\chi}_1^+ \tilde{\chi}_1^-)$, we can obtain values around $3\text{--}4.5 \times 10^{-2}$ with $|\mu| \lesssim 1250 \text{ GeV}$ and $\tan \beta \lesssim 11$. $\text{BR}(A^0 \rightarrow \tilde{\chi}_1^+ \tilde{\chi}_1^-)$ can reach values from 3×10^{-2} up to 8×10^{-2} for $|\mu| \lesssim 1500 \text{ GeV}$ and $\tan \beta \lesssim 13$.

The most important feature of this scenario is the existence of pure supersymmetric signatures which could depict an evidence of physics beyond the SM different from a 2HDM. On the one hand, we have non-negligible invisible decay branching ratios (up to 2.5% for $H^0 \rightarrow \tilde{\chi}_1^0 \tilde{\chi}_1^0$ and up to 4% for $A^0 \rightarrow \tilde{\chi}_1^0 \tilde{\chi}_1^0$) that could produce a big amount of missing transverse energy (E_T^{miss}) in

the detectors. On the other hand, the decays into charginos have even larger branching ratios than the invisible ones. They could leave a clear new physics signal consisting of very energetic tracks in the calorimeters, due to the fact that in this scenario charginos are stable particles at detector level since they are very degenerate in mass with the neutralino ($m_{\tilde{\chi}_1^+} - m_{\tilde{\chi}_1^0} < 5$ MeV) and their decay length is at least 10^8 m.

5 Higgsino LSP scenario

The content of particles of the higgsino LSP scenario below 1 TeV scale is the following: two higgsino-like neutralinos $\tilde{\chi}_1^0$ and $\tilde{\chi}_2^0$, one higgsino-like chargino pair $\tilde{\chi}_1^\pm$ ($100 \text{ GeV} \lesssim m_{\tilde{\chi}_1^0}, m_{\tilde{\chi}_2^0}, m_{\tilde{\chi}_1^\pm} \lesssim 150 \text{ GeV}$), one light Higgs boson h^0 ($124 \text{ GeV} < m_{h^0} < 127 \text{ GeV}$), a couple of heavy Higgs bosons, one scalar H^0 and one pseudoscalar A^0 , as well as one charged Higgs pair H^\pm ($200 \text{ GeV} \lesssim m_{H^0}, m_{A^0}, m_{H^\pm} \lesssim 600 \text{ GeV}$). The minimum value of $m_{\tilde{\chi}_1^\pm}$, governed by μ in this scenario, is chosen in order to respect the present lower bound [55].

This scenario with a higgsino-like neutralino as LSP is realized with $|\mu| \ll |M_1|, |M_2|$. Therefore, two additional particles turn up at low energies near the EW scale: a second higgsino-like neutralino and one higgsino-like chargino. The couplings of the lightest neutralino and the chargino pair to neutral Higgs bosons in this scenario are also given by Eqs. (1–6) and the couplings for the second neutralino can be obtained in [59].

The results of the branching ratios of H^0 and A^0 , within this scenario are contained in Figures 9 and 10, for the parameters: $M_{\text{split}} = 40 \text{ TeV}$, $M_{\text{SUSY}} = 7 \text{ TeV}$, $A_t = 0$, $\mu = 100 \text{ GeV}$, $M_1 = M_2 = 1 \text{ TeV}$ and $M_3 = 3 \text{ TeV}$. We present the results of branching ratios, as in the two previous sections, as a function of $\tan \beta$ and $m_{H^0(A^0)}$ for both H^0 and A^0 bosons. From these plots we find the following salient features:

- From the plots of branching ratios as function of $\tan \beta$, we notice that the decays (H^0, A^0) $\rightarrow b\bar{b}$ are dominant unless $\tan \beta \simeq 7$ (which is near its lowest allowed value) where the decays into $t\bar{t}$ dominate whenever it is kinematically allowed.
- We also observe that the decays modes $H^0 \rightarrow Z^0 Z^0, W^+ W^-, h^0 h^0$ exhibit similar behavior as in the previous scenario, namely they reach maximum values of branching ratios for the lowest allowed value of $\tan \beta$, which are of order 0.03, 0.07 and 0.2, respectively, for $\tan \beta \simeq 6$ with the $t\bar{t}$ channel closed. Similarly, the mode $A^0 \rightarrow Z^0 h^0$ reaches a value of $\text{BR} \simeq 5 \times 10^{-2}$.
- Despite the fact that in this scenario it is possible to have new modes into neutralinos, namely, (H^0, A^0) $\rightarrow \tilde{\chi}_1^0 \tilde{\chi}_2^0, \tilde{\chi}_2^0 \tilde{\chi}_2^0$, we notice that these modes remain below the branching ratios of the invisible decays, because of the gaugino component of the neutralino $\tilde{\chi}_2^0$ is too low and produces a severe reduction of the couplings to Higgs bosons. These invisible modes reach maximum values of order $\text{BR}(H^0 \rightarrow \tilde{\chi}_1^0 \tilde{\chi}_1^0) \simeq 1 \times 10^{-2}$ and $\text{BR}(A^0 \rightarrow \tilde{\chi}_1^0 \tilde{\chi}_1^0) \simeq 5 \times 10^{-2}$ for $\tan \beta \simeq 6$.
- In this scenario the branching ratios of the decays into charginos (H^0, A^0) $\rightarrow \tilde{\chi}_1^+ \tilde{\chi}_1^-$ are even larger than the invisible ones, reaching values of order 0.05 and 0.1, respectively.

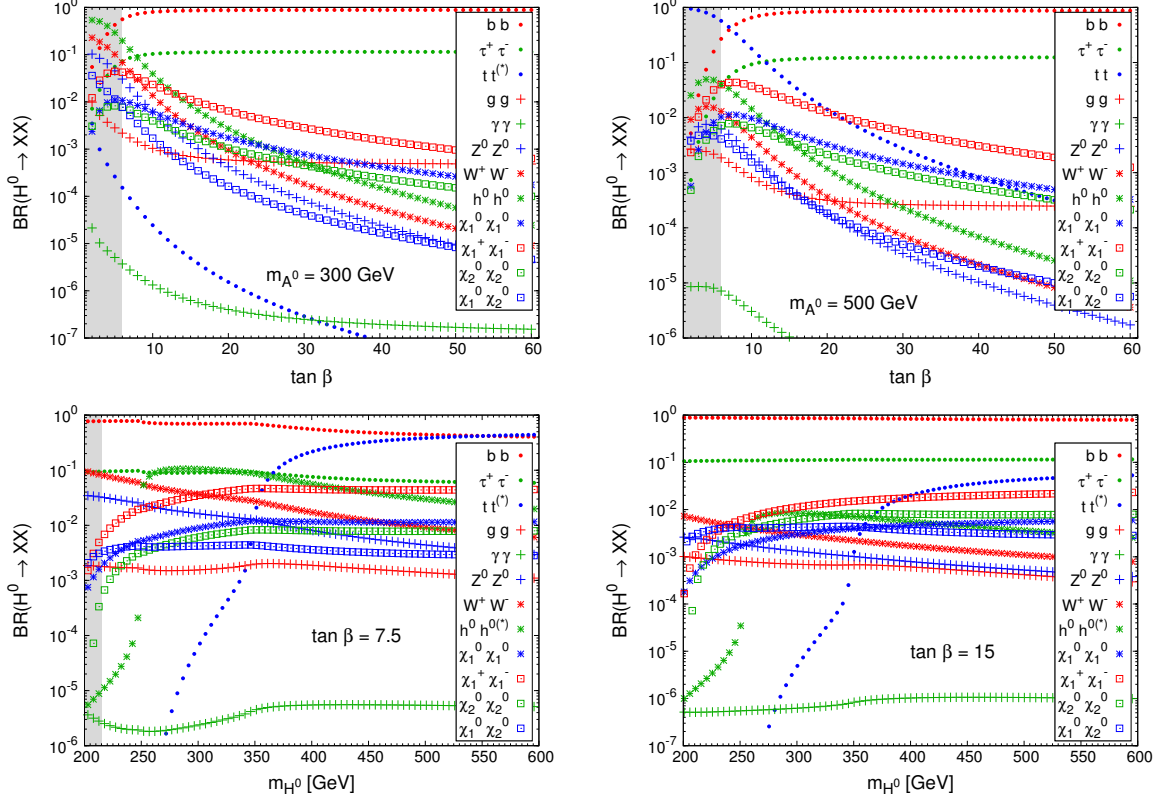


Figure 9: H^0 decay channels in higgsino LSP scenario for $M_{\text{split}} = 40$ TeV, $M_{\text{SUSY}} = 7$ TeV, $A_t = 0$, $\mu = 100$ GeV, $M_1 = M_2 = 1$ TeV, $M_3 = 3$ TeV. Upper left panel: H^0 branching ratios as a function of $\tan \beta$ for $m_{A^0} = 300$ GeV. Upper right panel: H^0 branching ratios as a function of $\tan \beta$ for $m_{A^0} = 500$ GeV. Lower left panel: H^0 branching ratios as a function of m_{H^0} for $\tan \beta = 7.5$. Lower right panel: H^0 branching ratios as a function of m_{H^0} for $\tan \beta = 15$. Shaded grey area represents values of $m_{h^0} < 124$ GeV. The discontinuities around $m_{H^0} \simeq 250, 350$ GeV in lower panels are due to the fact that $h^0 h^0$ and $t\bar{t}$ channels start to be kinematically allowed, respectively.

As in the previous scenario, we notice that the most promising decay modes in this scenario are $H^0 \rightarrow W^+ W^-$, $Z^0 Z^0$ and $H^0 \rightarrow h^0 h^0$, which have a sizable BR and a possibly clean signature, while for A^0 we have the mode $A^0 \rightarrow Z^0 h^0$, which has a possibly clean signature but smaller BR. The new feature of this scenario is the significance of the invisible decay and the decays into charginos. To further analyze the significance of these modes, we shall now discuss the scatter plots in the plane M_i – $\tan \beta$, displayed in Figure 11, where $M_i = \min(|M_1|, |M_2|)$ for the invisible modes and $M_i = |M_2|$ for the decays into charginos.

- For H^0 the invisible decay becomes significant, i.e. with a BR close to 0.01 for values of M_i near 1000–1200 GeV and for $\tan \beta \lesssim 11$.
- For A^0 we find that the invisible decay has branching ratios in the range 0.01–0.015 for similar values of M_i (near 1000–1200 GeV) and $\tan \beta \lesssim 11$.

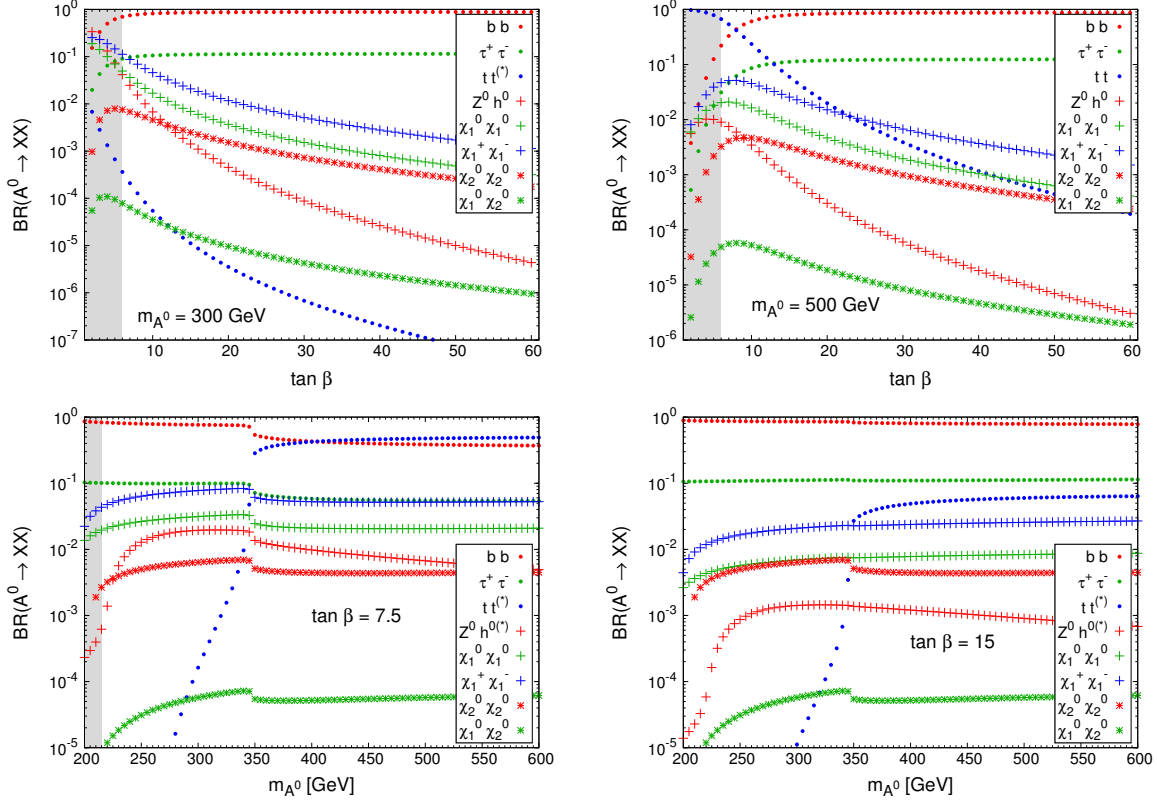


Figure 10: A^0 decay channels in higgsino LSP scenario for $M_{\text{split}} = 40$ TeV, $M_{\text{SUSY}} = 7$ TeV, $A_t = 0$, $\mu = 100$ GeV, $M_1 = M_2 = 1$ TeV, $M_3 = 3$ TeV. Upper left panel: A^0 branching ratios as a function of $\tan \beta$ for $m_{A^0} = 300$ GeV. Upper right panel: A^0 branching ratios as a function of $\tan \beta$ for $m_{A^0} = 500$ GeV. Lower left panel: A^0 branching ratios as a function of m_{A^0} for $\tan \beta = 7.5$. Lower right panel: A^0 branching ratios as a function of m_{A^0} for $\tan \beta = 15$. Shaded grey area represents values of $m_{h^0} < 124$ GeV. The discontinuities around $m_{A^0} \simeq 350$ GeV in lower panels are due to the fact that $t\bar{t}$ channel starts to be kinematically allowed.

- On the other hand, for H^0 the decay mode into charginos has larger branching ratios, within the range 0.03–0.045 for values of $M_i \simeq 1000$ GeV and for $\tan \beta \lesssim 11$.
- For A^0 mode into chargino pair we find branching ratios in the range 0.025–0.055 for similar values of M_i (near 1000–1200 GeV) and $\tan \beta \lesssim 13$.

The most important feature of this scenario is, as in the wino LSP scenario, the existence of pure supersymmetric signatures which could represent an evidence of physics beyond the SM different from a 2HDM. We have again non-negligible invisible decay branching ratios, although smaller than in the previous scenario (up to 1% for $H^0 \rightarrow \tilde{\chi}_1^0 \tilde{\chi}_1^0$ and up to 2.5% for $A^0 \rightarrow \tilde{\chi}_1^0 \tilde{\chi}_1^0$). The decay into charginos has larger branching ratio than the invisible ones, but in this case the charginos are not stable at detector level, decaying mainly into a neutralino $\tilde{\chi}_1^0$ and two quarks, what produces a signal different from wino LSP scenario, consisting of large E_T^{miss} plus jets.

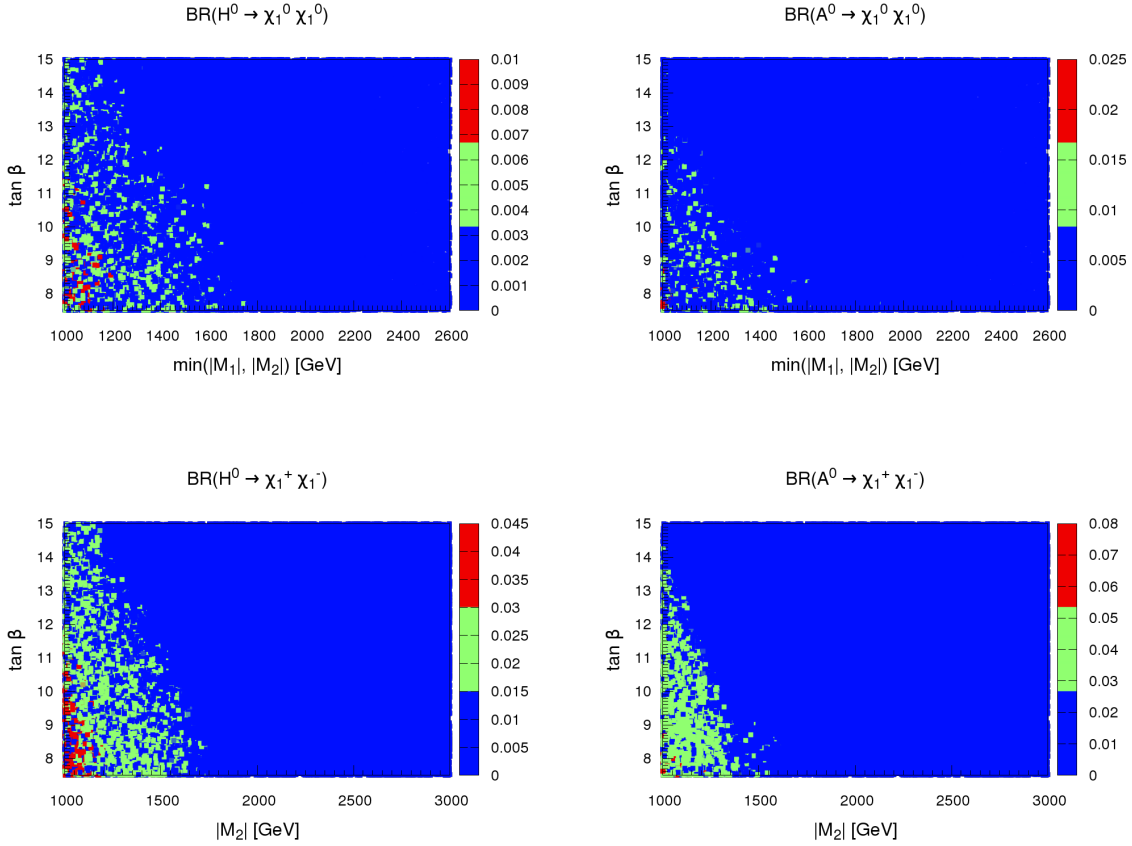


Figure 11: H^0 and A^0 branching ratios of neutralino and chargino channels. Upper left panel: $\text{BR}(H^0 \rightarrow \tilde{\chi}_1^0 \tilde{\chi}_1^0)$ in the plane $\min(|M_1|, |M_2|) - \tan \beta$. Upper right panel: $\text{BR}(A^0 \rightarrow \tilde{\chi}_1^0 \tilde{\chi}_1^0)$ in the plane $\min(|M_1|, |M_2|) - \tan \beta$. Lower left panel: $\text{BR}(H^0 \rightarrow \tilde{\chi}_1^+ \tilde{\chi}_1^-)$ in the plane $|M_2| - \tan \beta$. Lower right panel: $\text{BR}(A^0 \rightarrow \tilde{\chi}_1^+ \tilde{\chi}_1^-)$ in the plane $|M_2| - \tan \beta$. The scan is done in higgsino LSP scenario with $M_{\text{split}} = 40$ TeV, $M_{\text{SUSY}} = 7$ TeV and $A_t = 0$ over the following ranges: $100 \text{ GeV} < |\mu| < 150 \text{ GeV}$, $200 \text{ GeV} < m_{A^0} < 600 \text{ GeV}$, $1 \text{ TeV} < |M_1|, |M_2|, M_3 < 3 \text{ TeV}$.

6 Conclusions

We have discussed in this paper the results of current searches for Higgs and SUSY at the LHC. They seem to favor some Split SUSY scenario, which assumes that all scalars (except the light Higgs boson h^0) are much heavier than the fermions. However, we have argued here that the remaining Higgs bosons of the MSSM (H^0 , A^0 , H^\pm) do not have to be as heavy as the sfermions, and having them with masses near the EW scale does not pose any conflict with current MSSM constraints. On the theoretical side, we notice that there could be constraints on our scenario coming from RGEs and correct EW symmetry breaking [56, 57, 60], but in this paper we have focused more on the phenomenological motivation, rather than on the construction of a realistic SUSY breaking

scheme, which we will treat in a future publication. We have then discussed some variants of Split SUSY models that contain the full Higgs sector with masses near the EW scale, and identify distinctive signals from these scenarios that could be searched at the LHC.

From our study of the heavy neutral Higgs boson decay channels, we list the following important remarks:

1. Within the bino LSP scenario, in which only one neutralino has a mass near the EW scale, we found that for low values of $\tan\beta$ and below the threshold for the decay into $t\bar{t}$, the decays $H^0 \rightarrow W^+W^-$, Z^0Z^0 and h^0h^0 have branching ratios of order 0.1, 0.03 and 0.1, respectively. Similar results hold for the decay mode $A^0 \rightarrow Z^0h^0$, whose BR reaches values of order 0.03.
2. Within the wino LSP scenario, in which one neutralino and one chargino pair have a mass near the EW scale, we found that the decays $H^0 \rightarrow W^+W^-$, Z^0Z^0 and h^0h^0 , as well as $A^0 \rightarrow Z^0h^0$, have similar BR as in the bino LSP scenario. In this scenario the invisible decay modes $(H^0, A^0) \rightarrow \tilde{\chi}_1^0\tilde{\chi}_1^0$ can reach branching ratios of order 0.02 and 0.04, respectively. The decay mode into charginos $(H^0, A^0) \rightarrow \tilde{\chi}_1^+\tilde{\chi}_1^-$ can reach branching ratios of order 0.05 and 0.1, respectively.
3. Within the higgsino LSP scenario, in which two neutralino and one chargino pair have a mass near the EW scale, we found that the decays $H^0 \rightarrow W^+W^-$, Z^0Z^0 and h^0h^0 , as well as $A^0 \rightarrow Z^0h^0$, have similar branching ratios as in the previous scenarios. In this scenario the invisible decay mode $(H^0, A^0) \rightarrow \tilde{\chi}_1^0\tilde{\chi}_1^0$ can reach branching ratios of order 0.01 and 0.03, respectively. The decay mode into charginos $(H^0, A^0) \rightarrow \tilde{\chi}_1^+\tilde{\chi}_1^-$ can reach branching ratios of order 0.05 and 0.08, respectively.
4. The bino LSP scenario is very difficult to distinguish from a 2HDM, since its only pure SUSY signatures are the H^0 and A^0 invisible decays, which are very suppressed. In contrast, in both wino LSP and higgsino LSP scenarios the decays into neutralinos and charginos have measurable branching ratios. The main difference between both scenarios is the chargino lifetime, what leads to very different signals at the detectors. In the wino LSP scenario, the chargino is nearly stable and leaves an energetic track in the calorimeter. On the other hand, in the higgsino LSP scenario, the chargino decays mainly into a neutralino and a pair of quarks, with a characteristic signal consisting of large E_T^{miss} plus jets.
5. Finally, we notice that for most regions of the parameter space in the three scenarios we have considered the dominant decay mode of H^0 and A^0 is into $b\bar{b}$, which seems to be detectable only when these bosons are produced in association with a W^\pm gauge boson. However, in this case we can take advantage of the enhanced couplings of the heavy Higgs bosons with the $b\bar{b}$ pair and look for the associated production of H^0 and A^0 with $b\bar{b}$. Detectability of this signal at LHC14 was shown to be possible [61, 62], while more recent studies have appeared in [63].

The results presented in this work on the Split SUSY model with non-universal Higgs masses have concentrated on the analysis of the mass spectrum and the branching ratios of the decay modes of H^0 and A^0 Higgs bosons, which is certainly a first stage. Nevertheless, we have performed an exhaustive analysis within the allowed parameter space of this model. In fact, these results already

suggest that it can be worthwhile to perform a detailed simulation study for each one of those promising decay modes, in order to determine whether they could be detectable at the current or future phases of LHC with the expected luminosity.

An analysis of the EWPT in our scenarios and the modifications they could induce is also an important issue to be developed in future works. Similarly, an study of the most general scenario, in which the four neutralinos and the two pair of charginos are near the EW scale, will be needed in order to analyze in detail all the possible decay modes of heavy Higgs bosons and the consecutive SUSY decay chains.

Acknowledgements

The authors are indebted to Ben Allanach and Margarete Muhlleitner for valuable information about `SOFTSUSY` and `SUSY-HIT` codes, respectively. E.A. and A.S. thank Ken Kiers for fruitful discussions and a careful reading of the manuscript. E.A. is financially supported by a MICINN postdoctoral fellowship (Spain), under grant no. FI-2010-0041, and thanks IFLP-CONICET for hospitality and support. J.L. Diaz-Cruz acknowledges support from CONACYT-SNI (Mexico). This work has been partially supported by ANPCyT (Argentina) under grant no. PICT-PRH 2009-0054 and by CONICET (Argentina) PIP-2011 (E.A., A.S.).

References

- [1] G. Aad *et al.* [ATLAS Collaboration], Phys. Lett. B **716** (2012) 1 [arXiv:1207.7214 [hep-ex]].
- [2] S. Chatrchyan *et al.* [CMS Collaboration], Phys. Lett. B **716** (2012) 30 [arXiv:1207.7235 [hep-ex]].
- [3] H. Flacher, M. Goebel, J. Haller, A. Hocker, K. Monig and J. Stelzer, Eur. Phys. J. C **60** (2009) 543 [Erratum-ibid. C **71** (2011) 1718] [arXiv:0811.0009 [hep-ph]].
- [4] J. Erler, Phys. Rev. D **81** (2010) 051301 [arXiv:1002.1320 [hep-ph]].
- [5] J. R. Espinosa, C. Grojean, M. Muhlleitner and M. Trott, arXiv:1207.1717 [hep-ph].
- [6] P.P. Giardino, K. Kannike, M. Raidal and A. Strumia, JHEP **1206** (2012) 117 [arXiv:1203.4254 [hep-ph]].
- [7] J. Ellis, Int. J. Mod. Phys. A **25** (2010) 2409 [arXiv:1004.0648 [hep-ph]].
- [8] H. E. Haber and G. L. Kane, Phys. Rept. **117** (1985) 75.
- [9] I. J. R. Aitchison, arXiv:hep-ph/0505105.
- [10] D. J. H. Chung, L. L. Everett, G. L. Kane, S. F. King, J. D. Lykken and L. -T. Wang, Phys. Rept. **407** (2005) 1 [hep-ph/0312378].
- [11] M. S. Carena and H. E. Haber, Prog. Part. Nucl. Phys. **50** (2003) 63 [hep-ph/0208209].

- [12] For a review of MSSM Higgs phenomenology see: M. Carena *et al.*, “Report of the Tevatron Higgs working group,” arXiv:hep-ph/0010338.
- [13] S. Chatrchyan *et al.* [CMS Collaboration], CMS-PAS-SUS-11-016.
- [14] S. Chatrchyan *et al.* [CMS Collaboration], CMS-PAS-SUS-12-016.
- [15] S. Chatrchyan *et al.* [CMS Collaboration], CMS-PAS-SUS-12-017.
- [16] G. Aad *et al.* [ATLAS Collaboration], ATLAS-CONF-2012-103.
- [17] G. Aad *et al.* [ATLAS Collaboration], ATLAS-CONF-2012-104.
- [18] G. Aad *et al.* [ATLAS Collaboration], ATLAS-CONF-2012-105.
- [19] G. Aad *et al.* [ATLAS Collaboration], ATLAS-CONF-2012-109.
- [20] F. Gabbiani, E. Gabrielli, A. Masiero and L. Silvestrini, Nucl. Phys. B **477** (1996) 321 [hep-ph/9604387].
- [21] N. Arkani-Hamed and H. Murayama, Phys. Rev. D **56** (1997) 6733 [hep-ph/9703259].
- [22] J. L. Diaz-Cruz and J. Ferrandis, Phys. Rev. D **72** (2005) 035003 [hep-ph/0504094].
- [23] H. Baer, V. Barger and A. Mustafayev, Phys. Rev. D **85** (2012) 075010 [arXiv:1112.3017 [hep-ph]].
- [24] A. Arbey, M. Battaglia and F. Mahmoudi, Eur. Phys. J. C **72** (2012) 1906 [arXiv:1112.3032 [hep-ph]].
- [25] N. Arkani-Hamed and S. Dimopoulos, JHEP **0506** (2005) 073 [hep-th/0405159].
- [26] G. F. Giudice and A. Romanino, Nucl. Phys. B **699** (2004) 65 [Erratum-ibid. B **706** (2005) 65] [hep-ph/0406088].
- [27] N. Arkani-Hamed, S. Dimopoulos, G. F. Giudice and A. Romanino, Nucl. Phys. B **709** (2005) 3 [hep-ph/0409232].
- [28] S. -h. Zhu, Phys. Lett. B **604** (2004) 207 [hep-ph/0407072].
- [29] W. Kilian, T. Plehn, P. Richardson and E. Schmidt, Eur. Phys. J. C **39** (2005) 229 [hep-ph/0408088].
- [30] J. L. Hewett, B. Lillie, M. Masip and T. G. Rizzo, JHEP **0409** (2004) 070 [hep-ph/0408248].
- [31] A. Masiero, S. Profumo and P. Ullio, Nucl. Phys. B **712** (2005) 86 [hep-ph/0412058].
- [32] P. Gambino, G. F. Giudice and P. Slavich, Nucl. Phys. B **726** (2005) 35 [hep-ph/0506214].
- [33] W. Kilian, T. Plehn, P. Richardson and E. Schmidt, eConf C **050318** (2005) 0205 [hep-ph/0507137].

- [34] S. K. Gupta, B. Mukhopadhyaya and S. K. Rai, Phys. Rev. D **73** (2006) 075006 [hep-ph/0510306].
- [35] F. Wang, W. Wang and J. M. Yang, Eur. Phys. J. C **46** (2006) 521 [hep-ph/0512133].
- [36] N. Kersting, Eur. Phys. J. C **63** (2009) 23 [arXiv:0806.4238 [hep-ph]].
- [37] J. -J. Cao, W. -Y. Wang and J. M. Yang, Phys. Lett. B **706** (2011) 72 [arXiv:1108.2834 [hep-ph]].
- [38] D. S. M. Alves, E. Izaguirre and J. G. Wacker, arXiv:1108.3390 [hep-ph].
- [39] G. F. Giudice and A. Strumia, Nucl. Phys. B **858** (2012) 63 [arXiv:1108.6077 [hep-ph]].
- [40] L. J. Hall and Y. Nomura, JHEP **1201** (2012) 082 [arXiv:1111.4519 [hep-ph]].
- [41] M. Dhuria and A. Misra, arXiv:1207.2774 [hep-ph].
- [42] A. Arvanitaki, N. Craig, S. Dimopoulos and G. Villadoro, arXiv:1210.0555 [hep-ph].
- [43] L. J. Hall, Y. Nomura and S. Shirai, arXiv:1210.2395 [hep-ph].
- [44] J. Unwin, arXiv:1210.4936 [hep-ph].
- [45] M. Ibe and T. T. Yanagida, Phys. Lett. B **709** (2012) 374 [arXiv:1112.2462 [hep-ph]].
- [46] M. Ibe, S. Matsumoto and T. T. Yanagida, Phys. Rev. D **85** (2012) 095011 [arXiv:1202.2253 [hep-ph]].
- [47] B. Bhattacharjee, B. Feldstein, M. Ibe, S. Matsumoto and T. T. Yanagida, arXiv:1207.5453 [hep-ph].
- [48] J. L. Diaz-Cruz, D. K. Ghosh and S. Moretti, Phys. Lett. B **679** (2009) 376 [arXiv:0809.5158 [hep-ph]].
- [49] M. A. Diaz, P. Fileviez Perez and C. Mora, Phys. Rev. D **79** (2009) 013005 [hep-ph/0605285].
- [50] A. Djouadi, M. M. Muhlleitner and M. Spira, Acta Phys. Polon. B **38** (2007) 635 [hep-ph/0609292].
- [51] A. Djouadi, J. -L. Kneur and G. Moultaka, Comput. Phys. Commun. **176** (2007) 426 [hep-ph/0211331].
- [52] M. Muhlleitner, A. Djouadi and Y. Mambrini, Comput. Phys. Commun. **168** (2005) 46 [hep-ph/0311167].
- [53] A. Djouadi, J. Kalinowski and M. Spira, Comput. Phys. Commun. **108** (1998) 56 [hep-ph/9704448].
- [54] B. C. Allanach, Comput. Phys. Commun. **143** (2002) 305 [hep-ph/0104145].
- [55] J. Beringer *et al.* [Particle Data Group Collaboration], Phys. Rev. D **86** (2012) 010001.

- [56] A. Ibarra, Phys. Lett. B **620** (2005) 164 [hep-ph/0503160].
- [57] N. Bernal, A. Djouadi and P. Slavich, JHEP **0707** (2007) 016 [arXiv:0705.1496 [hep-ph]].
- [58] D. Hooper and C. Kelso, Phys. Rev. D **85** (2012) 094014 [arXiv:1107.3858 [hep-ph]].
- [59] A. Djouadi, Y. Mambrini and M. Muhlleitner, Eur. Phys. J. C **20** (2001) 563 [hep-ph/0104115].
- [60] N. Craig, M. McCullough and J. Thaler, JHEP **1206** (2012) 046 [arXiv:1203.1622 [hep-ph]].
- [61] C. Balazs, J. L. Diaz-Cruz, H. J. He, T. M. P. Tait and C. P. Yuan, Phys. Rev. D **59** (1999) 055016 [hep-ph/9807349].
- [62] J. L. Diaz-Cruz, H. -J. He, T. M. P. Tait and C. P. Yuan, Phys. Rev. Lett. **80** (1998) 4641 [hep-ph/9802294].
- [63] M. Carena, S. Gori, A. Juste, A. Menon, C. E. M. Wagner and L. -T. Wang, JHEP **1207** (2012) 091 [arXiv:1203.1041 [hep-ph]].