

Homogenizing metamaterials, three times

Didier Felbacq

*University of Montpellier 2 and Institut Universitaire de France
Laboratory Charles Coulomb Unité Mixte de Recherche du Centre National de la
Recherche Scientifique 5221
Montpellier, France*

Abstract

The homogenization of a metamaterial made of a collection of scatterers periodically disposed is studied from three different points of view. Specifically tools for multiple scattering theory, functional analysis, differential geometry and optimization are used. Detailed numerical results are given and the connections between the different approaches are enlightened.

Keywords: homogenization theory, metamaterials, photonic crystals, scattering theory

1. Introduction

Giving a general definition of what homogenization is is difficult, because of the various meanings attached to it. The physics at stake is the situation when a wave illuminates a complicated object, generally consisting of a periodic set of scatterers, contained in some domain Ω and gives rise to a diffracted field U^s . Loosely speaking, the homogenization problem consists in identifying *homogeneous* constitutive relations such that the same domain Ω inside which these constitutive relations hold, leads to a diffracted field U_h^s such that U^s and U_h^s are close to each other, in some meaning to be specified. This can be done reasonably only if the wavelength λ is larger than the period d . This identifies a small parameter $\eta = d/\lambda$.

Having been educated by mathematicians, the definition that I would consider the best one is the following: consider a partial differential equation P_η with oscillating coefficients $a_\eta(x)$. Consider a solution u_η of the equation: $P_\eta(u_\eta) = f$, where f is some convenient source term. Then the goal of homogenization theory is to find a convenient topology in which u_η converges

to a function u_0 satisfying an equation: $P_0(u_0) = f$. The operator P_0 is called the homogenized operator [1]. This definition is quite clear and at the end, it leads to results such as: “when η tends to 0, u_η tends to u_0 in some specific meaning”. The point of being able to specify a convergence is very interesting, in that it gives a clear meaning to the question “how close are U^s and U_h^s ?”.

In the metamaterials community, it is not rare that the notion of parameters extraction be used as a homogenization scheme [2]. In that situation the structure is considered a black box (or rather a black slab!). This pragmatic approach, although it might be useful, cannot be considered a homogenization procedure.

Sometimes the Bloch spectrum is used as well. However, care should be taken because of the following result:

Proposition 1. *Given any isofrequency dispersion curves given implicitly in the form $F(k_x, k_y) = 0$, there exists a spatially and temporally dispersive permittivity $\varepsilon(k, \omega)$ reproducing these curves.*

Proof. Write: $k^2 = k^2 + F(k_x, k_y)$ and define: $\varepsilon(k, \omega) = \frac{k^2 + F(k_x, k_y)}{k_0^2}$, where $k_0 = \omega/c$. □

This shows that given any dispersion curves, it is always possible to reproduce it by using a spatially dispersive permittivity. However, nothing can be said on the complete electromagnetic field inside the medium: the Bloch diagram only accounts for the plane wave part of the field. The introduction of spatial dispersion should only be made with great care [3].

In the following, the structure considered as a model problem is a periodic set of 2D scatterers (cf. fig. (1)). The medium is infinite in the x direction and it is made out of a stack of basic layers made of an infinite number of rods periodically disposed at points $x = nd$.

In the following, three different points of view are given on the homogenization of this structure: multiple scattering, double-scale, micro-local.

2. Multiple scattering homogenization

The approach proposed here is reminiscent of that in [4], although it is rather different because here no averaged field is defined. It would be interesting to make a connection between these two approaches.

Our point is to describe the electromagnetic behavior of one line of scatterer

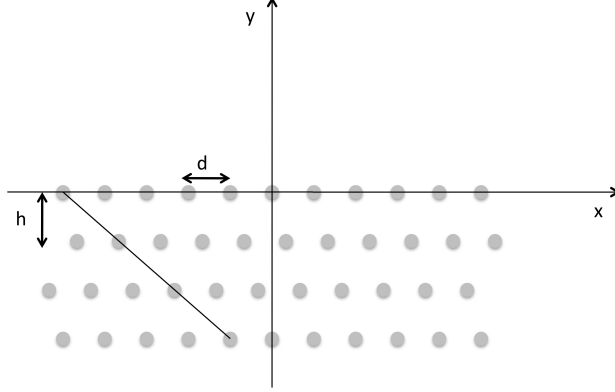


Figure 1: Sketch of the structure under study. It is made of a stack of gratings, each consisting of periodically disposed scatterers.

(a grating) alone. Each scatterer “ n ” is characterized by a scattering coefficient s_0 . When it is illuminated by an incident field E^i , it gives rise to a field $u^s(r) = bH_0(k_0|r|)$ where $b = s_0E^i(n)$. For the infinite set of scatterers, this gives a diffracted field that reads:

$$u^s = \sum_n b_n H_0(k_0|r - r_n|) \quad (1)$$

the field diffracted by the n^{th} scatterer is obtained by writing that it is the response to the incident field E^i and the field diffracted by the other scatterers:

$$b_n = s_0 \left(E^i(n) + \sum_{m \neq n} b_m H_0(k_0|m - n|d) \right) \quad (2)$$

If the incident field is pseudo-periodic, i.e. $E^i(n) = e^{ikd}E^i(n - 1)$, then it holds:

$$b_0 = \frac{E^i(0)}{s_0^{-1} - \sum_{m \neq 0} e^{ikm} H_0(k_0|m|d)} \quad (3)$$

the series that enters this relation can be written:

$$\sum_{m \neq 0} e^{ikmd} H_0(k_0|m|d) = -1 - \frac{2i}{\pi} \gamma + \frac{2i}{\pi} \ln \left(\frac{4\pi}{k_0 d} \right) + \frac{2}{d\beta_0}$$

$$+\frac{2}{d}\sum_{n>0}\left(\frac{1}{\beta_n}+\frac{1}{\beta_{-n}}-\frac{d}{i\pi|n|}\right)$$

An asymptotic analysis of this series [5] allows to write the following expansion :

Lemma 1.

$$\frac{2}{d}\sum_{n>0}\left(\frac{1}{\beta_n}+\frac{1}{\beta_{-n}}-\frac{d}{i\pi|n|}\right)=O[(k_0d)^2] \quad (4)$$

Above the grating, the propagative part of the electric field reads as: $E^+(y) = e^{-i\beta_0 y} + r(k_0, \beta_0)e^{i\beta_0 y}$ and below it reads $E^-(y) = t(k_0, \beta_0)e^{-i\beta_0 y}$ where: $r(k_0, \beta_0) = \frac{2}{\beta_0 d}b_0$ and $t = 1 + r$

Energy conservation implies that : $|r|^2 + |1 + r|^2 = 1$ and therefore the following representation holds:

Proposition 2. *There exists a real function $\chi(k_0, \beta_0)$ such that:*

$$r(k_0, \beta_0) = \frac{-1}{1 + i\chi(k_0, \beta_0)}$$

Proof. energy conservation shows that: $\frac{\Re(r)}{|r|^2} = -1$, the theorem follows by defining: $\chi = \frac{\Im(r)}{|r|^2}$. \square

Proposition 3. *For the propagative part of the field, the grating is equivalent to an infinitely thin slab whose transfer matrix is:*

$$T_g = \begin{pmatrix} 1 & 0 \\ \frac{1}{L} & 1 \end{pmatrix} \quad (5)$$

where $L = \chi/2\beta_0$. When the ratio a/λ is very small, it holds: $L \sim \frac{d}{2\pi} \ln\left(\frac{d}{2\pi a}\right)$

Proof. The electric field is continuous, the matrix T_g is obtained by computing the jump of the normal derivative of the field: $\partial_y E^+(0) - \partial_y E^-(0) = 2i\beta_0 r$. Using proposition 1, we get: $E(0) = 1 + r = \frac{i\chi}{1+i\chi} = -i\chi r$. Hence: $2i\beta_0 r = -\frac{2\beta_0}{\chi}E(0)$. \square

A layer of the structure can thus be described by this slab surrounded by homogeneous layers of height $h/2$, the transfer matrix of this basic sandwich structure (cf. fig. (2)) being: $T = T(h/2)T_gT(h/2)$, where :

$$T(h/2) = \begin{pmatrix} \cos(\beta_0 h/2) & \sin(\beta_0 h/2)/\beta_0 \\ -\beta_0 \sin(\beta_0 h/2) & \cos(\beta_0 h/2) \end{pmatrix} \quad (6)$$

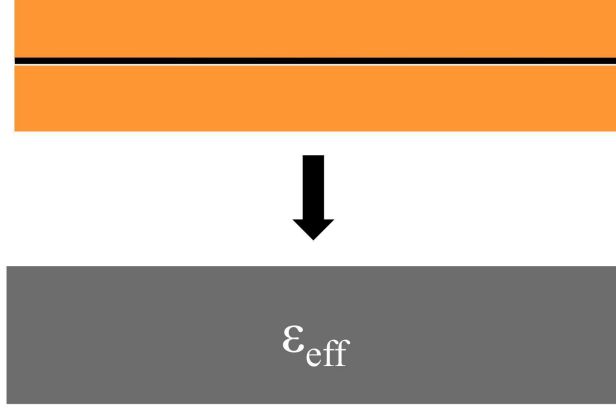


Figure 2: The homogenization of the sandwich structure. The horizontal black line represents the grating.

A simple calculation shows that:

$$T = \begin{pmatrix} \cos(\beta_0 h) + \frac{\sin(\beta_0 h)}{2L\beta_0} & \frac{\sin(\frac{\beta_0 h}{2})^2}{L\beta_0^2} + \frac{\sin(\beta_0 h)}{\beta_0} \\ \frac{\cos(\frac{\beta_0 h}{2})^2}{L} - \beta_0 \sin(\beta_0 h) & \cos(\beta_0 h) + \frac{\sin(\beta_0 h)}{2L\beta_0} \end{pmatrix} \quad (7)$$

The transfer matrix is known to be an unstable object for numerical purposes. The preferred quantity is the scattering matrix [6]. Therefore, the homogenization is now performed numerically by searching for a permittivity $\epsilon_{\text{eff}}(k_0, \beta_0)$ such that the scattering matrix of a homogeneous slab with this permittivity fits that of the sandwich structure. Specifically, the cost function is:

$$J[\epsilon_{\text{eff}}] = |r_g - r_{\text{eff}}|^2 + |t_g - t_{\text{eff}}|^2 \quad (8)$$

where r_g and t_g are the reflection and transmission coefficients of the sandwich structure and $r_{\text{eff}}, t_{\text{eff}}$ that of the homogeneous slab.

2.1. Numerical applications

First the scatterer in the basic cell is a dielectric rod with permittivity $\epsilon_r = 9$ and radius $a/d = 1/2$, i.e. the rods are touching. In that case, the low-frequency behavior is well-known: the sandwich structure is equivalent to a homogeneous slab with permittivity: $\epsilon_{\text{lw}} = 1 + (\epsilon_r - 1)\pi \left(\frac{a}{d}\right)^2$.

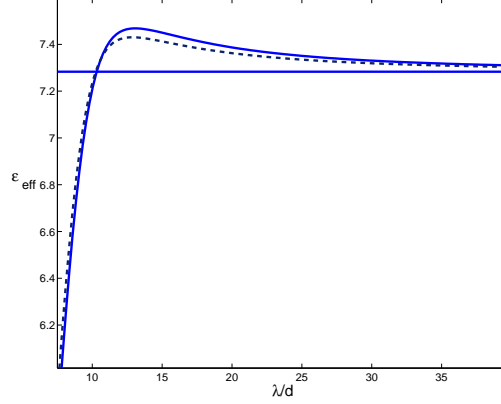


Figure 3: The reflection spectrum for the homogenized structure (dashed) and the sandwich structure (continuous) .

This serves to test the proposed approach and also to evaluate the spatial dispersion effect in the medium. The reflection spectra for a plane wave in normal incidence and for both the sandwich structure and the homogeneous slab are given in fig. (3). It can be shown that the homogenization works very well for $\lambda/d > 15$. The resulting homogenized permittivity, depending on both the frequency and the horizontal Bloch vector, is given in fig.(4). The averaged value is $\varepsilon_{\text{lw}} = 7.28318 \pm 10^{-5}$. The value obtained numerically for $\lambda/d = 1000$ is: $\varepsilon_{\text{eff}} = 7.2832$. The homogenized permittivity was calculated for two angles of incidence 0 and $\pi/4$: it can be seen that the effects of spatial dispersion are quite small.

Second, we choose a resonant scatterer with a scattering coefficient of the form

$$s_0 = \frac{1}{g(\omega)} \frac{\omega - \omega_z}{\omega - \omega_p}, \quad (9)$$

where $g(\omega)$ is regular and satisfy $g \rightarrow 0$ as $\omega \rightarrow 0$. This pole-and-zero form is quite a common one. The sandwich structure air-grating-air can be replaced by a slab with permittivity $\varepsilon_{\text{eff}}(\omega, \beta_0)$ obtained from the optimisation procedure described above. The reflection spectrum is given in fig. (5), the homogenization procedure works very well for $\lambda/d > 12$. The corresponding homogenized permittivity is given in fig.(6). The spatial dispersion effects are negligible in that situation. Interestingly, it seems that resonant structures

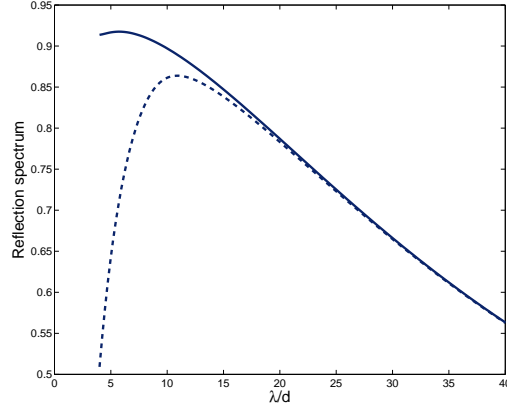


Figure 4: The effective permittivity obtained by using the cost function (8). The continuous curve corresponds to $\beta_0 = 0$ and the dashed one to $\beta_0 = k_0\sqrt{2}/2$. The horizontal line corresponds to the averaged permittivity ε_{1w} .

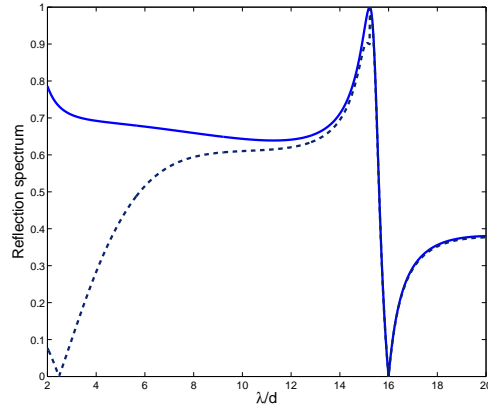


Figure 5: The effective permittivity obtained by using the cost function (8) for a grating of resonant scatterers with scattering coefficient given by (9).

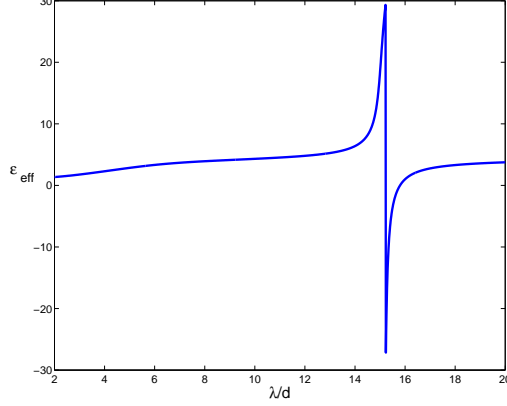


Figure 6: The effective permittivity obtained by using the cost function (8) .

can be homogenized at smaller ratio λ/d than non resonant ones.

3. Pseudo-differential homogenization

In this section, a homogenization approach inspired by [7] is given. For the sake of simplicity, the theory is specialized to the Helmholtz equation: $\Delta u + k_0^2 \varepsilon u = f$, where ε is the dielectric function of the structure in fig.(1). Let us define by T the operator such that: $u = T(f)$. It is a pseudo-differential operator [8] whose symbol is denoted $a(r, k)$. The following form of u holds:

$$u(r) = \int a(r, k) \hat{f}(k) e^{ik \cdot r} dk \quad (10)$$

The symbol is the response of the system for a plane wave source. It can be shown that it has an expansion in terms of the Bloch spectrum [9]:

$$a(r, k) = \sum_p \frac{|\phi_p(r, k)|^2}{E_p(k) - k_0^2} \quad (11)$$

where ϕ_p is such that: $\phi_p e^{-ikr}$ is periodic and $-\varepsilon^{-1} \Delta \phi_p = E_p \phi_p$.

Let us now consider the periodic medium with basic cell Y . The polarization field is: $P_\eta = \varepsilon_0(\varepsilon - 1)u_\eta$. Define the average field through: $u_{\text{eff}} =$

$\int_Y a_\eta(r, k) e^{ik \cdot r} dr$ and the average of the polarization field:

$$P_{\text{eff}} = \varepsilon_0 \int_Y (\varepsilon - 1) a_\eta(r, k) e^{ik \cdot r} dr = \varepsilon_0 (\varepsilon - 1) \int_D a_\eta(r, k) e^{ik \cdot r} dr$$

The effective permittivity is then $\varepsilon_{\text{eff}}(k, \omega) = 1 + \frac{P_{\text{eff}}}{\varepsilon_0 u_{\text{eff}}}$, that is:

$$\varepsilon_{\text{eff}}(k, \omega) = 1 + (\varepsilon - 1) \frac{\int_D a_\eta(r, k) e^{ik \cdot r} dr}{\int_Y a_\eta(r, k) e^{ik \cdot r} dr} \quad (12)$$

It is interesting to note that the expression above is regular whatever k , despite the fact that the symbol has poles. In the very low frequency domain, one obviously has:

$$\varepsilon_{\text{eff}}(k, \omega) = 1 + (\varepsilon - 1) \frac{|D|}{|Y|} \quad (13)$$

This approach could probably be made better by using a multiple scale expansion of the symbol in the form:

$$a_\eta(r, k) = a_0(r, r/\eta, k) + \eta a_1(r, r/\eta, k) + \dots$$

. Besides, it would also be interesting to recover the classical homogenization results for the case of a magnetic field linearly polarized along the wires. Work is in progress in that direction.

4. Multiple scale homogenization

This final approach is largely used in the mathematical community [15, 16], also it is practically ignored by physicists [10]. By its very definition, it is the only one that can give a clear meaning to the notion of convergence of the fields. I will only give a sketch in a well-known situation, but I will give a new framework by using differential forms [1], because the structure of the theory is very nice then. Maxwell equations are written by using differential forms:

$$dE^\eta = i\omega\mu_0 H^\eta, dH^\eta = -i\omega\varepsilon_\eta \star E^\eta \quad (14)$$

where d denotes the exterior derivative, $E^\eta = E_n^\eta dx^n$ and $H^\eta = H_n^\eta dx^n$, $n = 1, 2, 3$ are 1-forms (obtained from the usual vector fields by means of the \flat operator and a flat metric [11]) and \star stands for the Hodge operator. The starting point is to assume the following expansions for E^η and H^η :

$$\begin{aligned} E^\eta(x) &= E^0(x, x/\eta) + \eta E^1(x, x/\eta) + \eta^2 E^2(x, x/\eta) + \dots, \\ H^\eta(x) &= H^0(x, x/\eta) + \eta H^1(x, x/\eta) + \eta^2 H^2(x, x/\eta) + \dots \end{aligned} \quad (15)$$

where the fields $E^0, H^0, E^1, H^1 \dots$ depend upon two sets of variables $(x, y) \in \mathbb{R}^3 \times Y$.

This can be justified in the framework of double-scale convergence [12, 13] but this would take us too far.

There is a nice mathematical structure linked to the multiscale expansion. The projection:

$$\pi : E_0(x, y) \longrightarrow \int_Y E_0(x, y) dy \quad (16)$$

defines a fiber bundle. Where the fiber is the cotangent bundle to the flat torus: $F = T^*(\mathbb{R}^2/\mathbb{Z}^2)$ and the base is the cotangent bundle to the ambient space: $\mathcal{B} = T^*(\mathbb{R}^2)$. Its trivialization is as follows:

$$\pi^{-1}(U) \sim F \times \mathcal{B} \quad (17)$$

where U is an open neighborhood in the base. The y variable plays the role of a hidden variable that accounts for the microscopic behavior inside the basic cell.

The expansion (15) induces the following splitting of operator d : $d = d_x + \frac{1}{\eta} d_y$. We arrive directly at the systems satisfied by the microscopic fields, holding on Y :

$$\begin{cases} d_y E_0 = 0 \\ \delta_y(\varepsilon E_0) = 0 \end{cases} \quad \begin{cases} d_y B_0 = 0 \\ \delta_y B_0 = 0 \end{cases} \quad (18)$$

where $\delta = -\star d\star$ is the exterior co-derivative. The first system involves the electric field alone and is of purely electrostatic nature. Because the limit field only depends microscopically on (y_1, y_2) , one immediately obtains: $E_3^0(x, y) = E_3(x)$. Moreover the transverse microscopic electric field $E_\perp^0 = (E_1^0, E_2^0)$ is exact on the basic cell Y . This implies that $E_\perp^0(x, \cdot)$ reads as:

$$E_\perp^0(x, \cdot) = E_\perp(x) + d_y \varphi(\cdot) \quad (19)$$

and therefore the effective electric field $E_\perp(x) = (E_1(x), E_2(x))$ belongs to the first de Rham cohomology space $H^1(Y)$, a space isomorphic to \mathbb{R}^2 . The complete solving of the microscopic system is done by a linear decomposition: $\varphi = E_1 \varphi_1 + E_2 \varphi_2$, where the functions $\varphi_j, j = 1, 2$ satisfy:

$$\begin{aligned} \Delta_y \varphi_j &= 0 \text{ on } Y \setminus D \\ \partial_n \varphi_j &= -n_j \text{ on } \partial D \end{aligned} \quad (20)$$

This leads to the linear relation: $E_0 = \mathcal{E}(y)E(x)$, where:

$$\mathcal{E}(y) = \begin{pmatrix} 1 + \partial_1 \varphi_1 & \partial_1 \varphi_2 & 0 \\ \partial_2 \varphi_1 & 1 + \partial_2 \varphi_2 & 0 \\ 0 & 0 & 1 \end{pmatrix} \quad (21)$$

The second system shows that the magnetic field is both exact and co-exact, implying that B_0 does not depend on y . We denote: $B_0(x, y) = B(x)$. Finally, the macroscopic equations read as:

$$dE^0 = i\omega\mu_0 H^0, dH^0 = -i\omega\varepsilon_0 \varepsilon E^0 \quad (22)$$

After averaging on Y , one obtains:

$$dE = i\omega\mu_0 H, dH = -i\omega\varepsilon_0 \varepsilon_{\text{eff}} E \quad (23)$$

where $\varepsilon_{\text{eff}} = \int_Y \varepsilon(y) \mathcal{E}(y) dy$. The usual anisotropic permittivity tensor is found. Generalizations and details can be found in [17, 18]. The method can be extended to deal with resonant structures [19] and obtain a homogenization result for higher bands than the first one, also it is sometimes wrongly believed that this approach can only deal with quasistatic problems. It is interesting to note that the degree of the forms involved can be a clue to the definition of the averaged field [20].

5. Conclusion

We have described three different approaches to the homogenization of a two dimensional dielectric metamaterial. The micro-local approach is less developed than the other but still seems quite interesting, and in need of mathematical development. Our preferred one still is the multiple scale approach because it can deal with the notion of convergence and the boundary conditions naturally. However, it is also in need of mathematical development in order to take spatial dispersion into account.

Acknowledgments

The financial support of the Agence Nationale de la Recherche through grant 060954 OPTRANS is acknowledged. D. Felbacq is a member of the Institut Universitaire de France.

References

- [1] L. Tartar, The general theory of homogenization, Springer, New-York, 2009.
- [2] C. Simovski, “ On electromagnetic characterization and homogenization of nanostructured metamaterials,” J. Opt. **13** 013001 (2011).
- [3] A. I. Cabuz, D. Felbacq and D. Cassagne, “Homogenization of Negative-Index Composite Metamaterials: A Two-Step Approach,” Phys. Rev. Lett. **98**, 037403 (2007)
- [4] A. Alù, “First-principles homogenization theory for periodic metamaterials,” Phys. Rev. B **84**, 075153 (2011).
- [5] F. Zolla, D. Felbacq and G. Bouchitté, “Bloch vector dependence of the plasma frequency in metallic photonic crystals,” Phys. Rev. E **74**, 056612 (2006).
- [6] B. Guizal and D. Felbacq , “Electromagnetic beam diffraction by a finite strip grating,” Opt. Comm. **165**, pp 1-6 (1999).
- [7] M. G. Silveirinha, “Metamaterial homogenization approach with application to the characterization of microstructured composites with negative parameters,” Phys. Rev. E **75**, 115105 (2007).
- [8] L. Hörmander, The Analysis of partial differential linear operators III: Pseudo-differential operators, Springer-Verlag, Berlin (1994).
- [9] D. Felbacq, in preparation.
- [10] S. M. Tretyakov and A. V. Vinogradov, private communications at the conference “Days on Diffraction” St Petersburg 2010 and 2011.
- [11] N. Steenrod, The topology of fibre bundles, Princeton University Press, New Jersey 1951.
- [12] G. Allaire, “Homogenization and two-scale convergence,” Siam J. Math. Anal. **23**, 1482-1518 (1992).
- [13] G. Nguetseng, “A general convergence result for a functional related to the theory of homogenization,” SIAM J. Math. Anal. **20**, 608-623 (1989).

- [14] M. Reed and B. Simon, *Methods of modern mathematical physics IV: Analysis of operators*, Academic Press, San Diego, 1978.
- [15] V. V. Jikov, S. M. Kozlov, M. Oleinik, *Homogenization of differential operators and integral functionals*, Springer, Heidelberg
- [16] A. Bensoussan and J.L. Lions and G. Papanicolaou, *Asymptotic Analysis for Periodic Structures*, North-Holland, Amsterdam, 1978.
- [17] D. Felbacq, G. Bouchitté, B. Guizal and A. Moreau, “Two-scale approach to the homogenization of membrane photonic crystals,” *J. Nanophoton.* **2** 023501 (2008).
- [18] F. Zolla, D. Felbacq, B. Guizal, “A remarkable diffractive property of photonic quasi-crystals,” *Opt. Comm.* **148**, pp 1-3 (1998).
- [19] G. Bouchitté, D. Felbacq, “Homogenization near resonances and artificial magnetism from dielectrics,” *C. R. Acad. Sci. Paris Ser. I* **339**, pp 377-382 (2004).
- [20] G. Bouchitté, C. Bourel, D. Felbacq, “Homogenization of the 3D Maxwell system near resonances and artificial magnetism,” *C. R. Acad. Sci. Paris Ser. I* **347**, pp 571-576 (2009).