

Effect of Anomalous Couplings on the Associated Production of a Single Top Quark and a Higgs Boson at the LHC

Pankaj Agrawal ^{a*}, Subhadip Mitra ^{b†} and Ambresh Shivaji ^{c‡}

a) Institute of Physics, Saink School Post, Bhubaneswar 751 005, India

*b) Laboratoire de Physique Théorique, CNRS - UMR 8627,
Bâtiment 210, Univ. Paris-Sud 11, F-91405 Orsay Cedex, France*

*c) Regional Centre for Accelerator-based Particle Physics,
Harish-Chandra Research Institute, Chhatnag Road, Jhusi, Allahabad 211019, India*

July 1, 2018

Abstract: We consider the production of a single top quark in association with a Higgs boson at the LHC. In particular, we compute the cross sections for the processes $pp \rightarrow thj, thb, thW, thjj, thjb, thWj, thWb$ in the presence of the anomalous Wtb, WW_h and tth couplings. We find that the anomalous Wtb and tth couplings can enhance the cross sections significantly. We also analyze a few signatures and show that, if these couplings are indeed anomalous, then with enough data, one should be able to observe the production of the Higgs boson in association with single top quark.

Keywords: Single top, Higgs boson, LHC, Anomalous couplings

1 Introduction

So far the Standard Model (SM) has been remarkably successful in explaining the data from the modern hadron colliders like the Tevatron at Fermilab or the Large Hadron Collider (LHC) at CERN. We have now very strong indications that the only missing piece of the SM, the Higgs boson, has been discovered [1,2]. On the other hand, there does not seem to be any stand-out signal of any of the beyond the Standard Model (BSM) scenarios. There exist wide variety of scenarios with specific signatures to validate them. Some of these scenarios have overlapping signatures. Therefore, even if one finds a new signal, it may require a lot of work to ensure the connection of the signal with a specific model. This suggests that, apart from the model-specific analysis of the data, it will also be useful to look for BSM scenarios in model independent ways. One method to do so is by constructing suitable effective Lagrangians. These effective Lagrangians have terms that are consistent with some of the aspects of the SM, in particular symmetries, but contain higher dimensional (non-renormalizable) operators. Because

*email: agrawal@iopb.res.in

†email: subhadip.mitra@th.u-psud.fr

‡email: ambreshkshivaji@hri.res.in

of the non-renormalizable nature of the extra terms, these effective Lagrangians can only be used in a restricted domain of the energy scale. The particle content of these effective Lagrangian models is same as that of the SM. The extra terms in the Lagrangian can introduce new interactions, or they can modify the existing interactions of some of the particles. In particular, we note that, we can have modifications of the Wtb , tth and WWh interactions that can be parametrized as anomalous couplings.

After the discovery of the Higgs boson at the LHC, it would be important to study various properties of it. In particular, one would like to study the production of the Higgs boson via all possible channels. One such category of channels is the production of a Higgs boson in association with single top quark. In these processes, there can be additional particles, apart from a top quark and a Higgs boson. Some of these processes have been studied within the context of the SM [3], and also considering scaled up tth and WWh couplings [4]. These processes are similar to the single top-quark production processes. In this case, a Higgs boson is emitted either from the top quark or the W boson. Due to the similarity with the single top-quark production processes, one would expect these processes to contribute significantly to the Higgs boson production at the LHC. However, as pointed out in Ref. [3], for the Higgs boson mass, $m_h < 200$ GeV, the cross sections of such processes turn out to be rather small compared to what is expected from the single top-quark production at the LHC. At the LHC, for $m_h \sim 100 - 150$ GeV, the dominant contributions come from the t -channel W exchange process, $pp \rightarrow thj$ and associated production with a W boson, $pp \rightarrow tWh$. The authors of Ref. [3] demonstrated that for both of these channels, there is a destructive interference between the diagrams where the Higgs boson is emitted from the top quark and ones with the Higgs boson emitted from the W boson. Because of the small cross sections, these channels are generally not considered as significant to measure the properties of the Higgs boson. However, inclusion of the anomalous couplings changes the picture. The cross sections can be significantly enhanced to make these processes phenomenologically useful. In this paper, we study the effect of anomalous Wtb , tth and WWh interactions on the cross sections and distributions of the processes that involve the production of a single top quark in association with a Higgs boson at the LHC. We find that the enhancement in the cross sections can be more than a factor of ten for some values of the Wtb and tth anomalous couplings, and as a result the associated production of a single top quark with the Higgs boson can become significant at the LHC. Since the associated production of a Higgs boson with a top quark is quite suppressed in the SM and, at the same time, very sensitive to some anomalous couplings, it can provide us a new opportunity to probe any new physics model that can generate these anomalous couplings. Therefore, once observed, these channels can not only give us useful information about the couplings but also help us to identify or constrain some new physics models. However, in this paper we shall not pursue the details of the possible new physics models, rather restrict ourselves to the study of the effect of the anomalous couplings that can appear in the Wtb , tth and WWh vertices on the $pp \rightarrow thX$ process in the effective theory framework. Recently, there have also been a few studies that consider the change in the sign of the tth Yukawa coupling on the associated production of a single top quark and a Higgs boson [5–7]. This change of sign leads to a constructive interference among the diagrams and thus a significant increase in the thj and $thbj$ cross sections. It is argued that this enhancement can be detected at the LHC using various decay modes of the Higgs boson [5–7]. In this paper, we are not only considering this situation, but general anomalous tth coupling. In addition, we consider the effect of anomalous tbW and WWh couplings also. We also consider a few signatures of the single top quark and a Higgs boson production and show that these signatures could be visible at the LHC.

The organization of the paper is as follows. In section 2, we describe the processes under consideration. In section 3, we discuss the anomalous Wtb , tth and WWh couplings. In section 4, we present the numerical results. In section 5, we discuss the possibility of observing these processes at the LHC. In the last section, we present our conclusions.

2 Processes

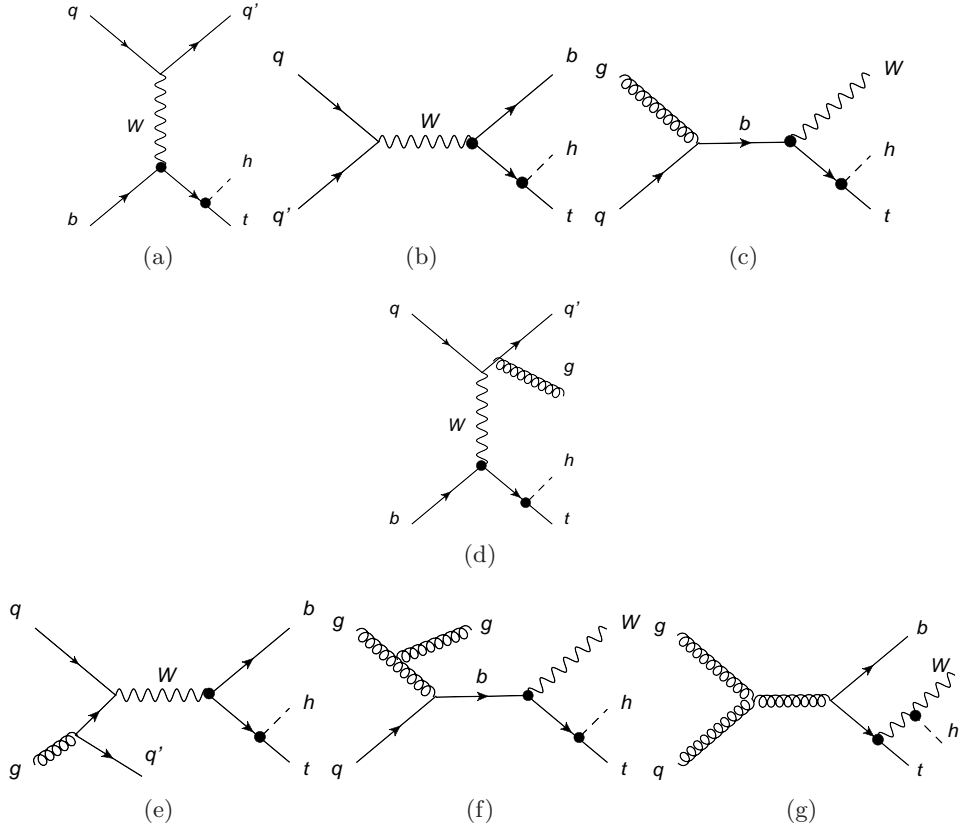


Figure 1: Representative Feynman diagrams for the processes listed in Eqs. 1 - 7.

In this section, we describe those processes for the production of a Higgs boson where it is produced in association with a single top quark. In our analysis we include the tree-level leading order and the subleading order processes (*i.e.*, processes with an extra jet) that have significant cross sections. The leading order processes are following

$$pp \rightarrow thjX, \quad (1)$$

$$pp \rightarrow thbX, \quad (2)$$

$$pp \rightarrow thWX \quad (3)$$

and the processes with an extra jet are,

$$pp \rightarrow thjjX, \quad (4)$$

$$pp \rightarrow thjbX, \quad (5)$$

$$pp \rightarrow thWjX, \quad (6)$$

$$pp \rightarrow thWbX. \quad (7)$$

Here ‘*j*’ represents a jet from a light quark (excluding bottom quark) or a gluon. Representative parton level diagrams are displayed in Fig. 1. The leading order processes can be classified into three

categories:

1. process with W boson in t -channel, $pp \rightarrow thj$,
2. process with W boson in s -channel, $pp \rightarrow thb$ and
3. process with W boson in the final state, $pp \rightarrow thW$.

As we shall see, the t -channel process has the largest cross section, while the s -channel process has the smallest cross section. The subleading diagrams can be obtained by adding an extra jet (either light or b -jet) to these three processes. Some of these subleading processes can have cross sections larger than the leading-order processes, specially the s -channel leading-order process. All the above processes contain one tbW vertex and one tth or WWh vertex. That is why we study the effect of anomalous couplings in these vertices on the cross sections.

Although subleading processes can have relatively significant cross sections, but one has to be careful while computing their contribution at the matrix-element level. These extra jets can be soft and thus lead to infrared divergences. To avoid the soft jet contribution one has to set a reasonably large p_T cut for them. Apart from this, there is also the possibility of over counting. Like, *e.g.*, in the case of the process $pp \rightarrow thjj$, the jet pair can come from an on-shell W decay making it a $pp \rightarrow thW$ process. Hence to estimate the cross section of this process we don't allow any on-shell W . Similarly, for the process $pp \rightarrow thWb$, the bW pair can come from the decay of an on-shell top quark. However, in that case the actual process will be $pp \rightarrow tth$, which has a much larger cross section than the th production. To avoid such a situation, in our calculation, we allow only one of the top quark to go on-shell.

3 Anomalous Interactions

As we discussed above, the processes under consideration have three electroweak vertices - tbW , tth , and WWh . (Since Wqq' vertex with q and q' being the light quarks is severely constrained, we don't include the possibility of this vertex being anomalous.) We consider the general modification of these vertices due to BSM interactions. The possible general structure of these vertices have been extensively discussed in the literature [8–12]. One parametrizes the effect of heavy BSM physics by introducing the most general independent set of higher dimensional operators that satisfies the gauge symmetries of the SM. However, some of these terms generally reduce to simpler and more familiar forms when relations such as the equations of motion of the fields are used. We will use these simpler forms for our calculations.

Anomalous Couplings in the tbW Vertex

In the SM, the tbW coupling is V-A type. Therefore, only the left-handed fermion fields couple to the W boson. So, it allows only a left-handed top quark to decay into a bottom quark and a W boson. However, BSM physics can generate several other possible tbW couplings. One can write down the most general tbW interaction that includes corrections from dimension-six operators [8],

$$\mathcal{L}_{tbW} = \frac{g}{\sqrt{2}} \bar{b} \left[\gamma^\mu (f_{1L} P_L + f_{1R} P_R) W_\mu^- + \frac{\sigma^{\mu\nu}}{m_W} (f_{2L} P_L + f_{2R} P_R) (\partial_\nu W_\mu^-) \right] t + H.c., \quad (8)$$

where, in general, $f_{iL/R}$'s are complex dimensionless parameters. Also $P_{L,R} = \frac{1}{2}(1 \mp \gamma_5)$. In the SM, $f_{1L} = V_{tb} \approx 1$ while $f_{1R} = f_{2L} = f_{2R} = 0$. In our analysis, we assume the $f_{iL/R}$'s to be real for simplicity.

Both recent LHC data and Tevatron data put bound on these parameters. Till now Tevatron puts more stringent bound on these as compared to the LHC [13]. The Tevatron bounds are roughly

$$\begin{aligned} 0.8 &\lesssim f_{1L} \lesssim 1.2, \\ -0.5 &\lesssim f_{1R} \lesssim 0.5, \\ -0.2 &\lesssim f_{2L/R} \lesssim 0.2. \end{aligned} \quad (9)$$

Notice that these bounds are quite loose. Therefore, the SM results can have significant corrections. We note that there are also bounds on these parameters from the top-quark decays [14], which are not more stringent.

Anomalous Couplings in the $t\bar{t}h$ Vertex

In the SM, the top quark couples with the Higgs boson via the Yukawa coupling. In the effective theory, the most general vertex for $t\bar{t}h$ interaction can be parametrized as [9],

$$\mathcal{L}_{\bar{t}th} = -\frac{m_t}{v} \bar{t} [(1 + y_t^V) + iy_t^A \gamma_5] th. \quad (10)$$

In the SM, $y_t^V = y_t^A = 0$ and the first non-zero contributions to y_t^V and y_t^A come from dimension six operators.

So far there is no direct experimental measurement of the top-quark Yukawa couplings. However, from the production of the Higgs boson at the LHC through the $gg \rightarrow h$ process, one can obtain information about the $t\bar{t}h$ vertex. The recent analyses of the Higgs boson production and decays generally assume a generic scaling behavior of the top-quark Yukawa coupling (see, *e.g.*, [15]),

$$\mathcal{L}_{\bar{t}th} = -C_t \frac{m_t}{v} \bar{t} th. \quad (11)$$

The coupling C_t can be written in our notation as,

$$C_t = y_t^V + 1. \quad (12)$$

These analyses indicate that the value of C_t is close to 1. However, the uncertainty in these estimates still leaves some freedom for the anomalous coupling in the $t\bar{t}h$ vertex. From the theoretical side, unitarity constraints allow order one values for y_t^V and y_t^A [10]. We note that there has been a recent bound on these Yukawa couplings by considering the production of a Higgs boson [16]. To estimate the observability, we have restricted our analysis by the bounds of this study.

Anomalous Couplings in the WW_h Vertex

The new higher dimensional operators that can contribute to WW_h Vertex can be written as [11, 12]

$$\begin{aligned} \mathcal{L}_{WW_h} &= g_{Wh}^1 (G_{\mu\nu}^+ W^{-\mu} + G_{\mu\nu}^- W^{+\mu}) \partial^\nu h + g_{Wh}^2 (G_{\mu\nu}^- G^{+\mu\nu}) h \\ &\quad - g_{Wh}^3 \frac{m_W^2}{v} (W_\mu^+ W^{-\mu}) h, \end{aligned} \quad (13)$$

where

$$G_{\mu\nu}^\pm = \partial_\mu W_\nu^\pm - \partial_\nu W_\mu^\pm \pm ig (W_\mu^3 W_\nu^\pm - W_\nu^3 W_\mu^\pm). \quad (14)$$

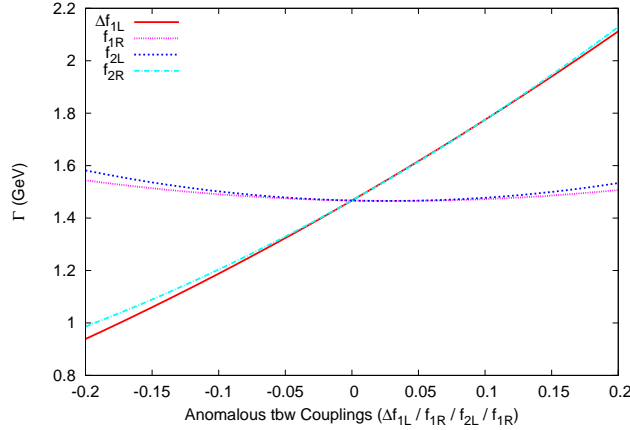


Figure 2: Dependence of top quark width on the anomalous couplings present in the tbW vertex (defined in Eq. 8) – $\Delta f_{1L} = f_{1L} - 1$, f_{1R} , f_{2L} and f_{2R} .

The third term in Eq. 13 comes from the normalization of the Higgs boson kinetic term which gets modified due to higher dimensional operators. The constraints coming from the electroweak precision data are [17],

$$-0.16 \text{ TeV}^{-1} \lesssim g_{Wh}^1 \lesssim 0.13 \text{ TeV}^{-1}, \quad (15)$$

$$-0.26 \text{ TeV}^{-1} \lesssim g_{Wh}^2 \lesssim 0.29 \text{ TeV}^{-1}. \quad (16)$$

Like the tth couplings, the present Higgs boson data from the LHC favors the SM values for the WWH couplings. In Ref. [15] the authors indicate that the couplings of the Higgs boson to the W boson lie within 20 % of those of the SM values.

4 Results

The main decay mode of the top quark is $t \rightarrow bW$ with a branching ratio of almost 99%. Therefore, the presence of anomalous couplings in the tbW vertex can modify the top quark width significantly. With anomalous couplings, the top quark width is

$$\begin{aligned} \Gamma(t \rightarrow bW) = & \frac{G_F}{8\pi\sqrt{2}} m_t^3 (1-x^2) \left[(1+x^2-2x^4)(f_{1L}^2 + f_{1R}^2) \right. \\ & \left. + (2-x^2-x^4)(f_{2L}^2 + f_{2R}^2) + 6x(1-x^2)(f_{1L}f_{2R} + f_{2L}f_{1R}) \right], \end{aligned} \quad (17)$$

where $x = M_W/m_t$.

In Fig. 2, we show the dependence of the decay width of the top quark on $\Delta f_{1L} = f_{1L} - 1$, f_{1R} , f_{2L} and f_{2R} . We see that the top quark width can change by about $\pm 50\%$ on varying the values of f_{1L} or f_{2R} . However, the width is relatively immune to the change in the values of f_{2L} or f_{1R} . We can understand this as follows. Since, $f_{1L} = 1 + \Delta$ and other couplings are $\sim \Delta$, this implies

$$f_{1L}^2 \simeq 1 + 2\Delta; f_{1R}^2 = f_{2L}^2 = f_{2R}^2 = f_{2L}f_{1R} \simeq \Delta^2; \text{ and } f_{1L}f_{2R} \simeq \Delta. \quad (18)$$

This explains the strong dependence of the decay width on f_{1L} and f_{2R} . The weak dependence of the width on the couplings f_{2L} and f_{1R} is essentially due to the absence of the terms proportional to $f_{1L}f_{1R}$ and $f_{1L}f_{2L}$. One needs to include the modified widths when considering the decays of the top quark.

To compute the cross sections for the processes involved, we first implement the new couplings in FEYNRULES [18] and then use MADGRAPH5 [19] with LO CTEQ6L1 parton distribution functions [20]. We have used the following set of kinematic cuts on the final state partons,

$$p_T^J > 30 \text{ GeV}, |\eta_J| < 5.0, \Delta R(J_1, J_2) = \sqrt{(\Delta\eta_{J_1, J_2})^2 + (\Delta\phi_{J_1, J_2})^2} > 0.4 \quad (19)$$

where J denotes either a light jet or a b -jet. Unlike the tbW and tth anomalous couplings, we find that the associated production of a single top quark with a Higgs boson is less sensitive to any variation of WW_h anomalous couplings. If one varies g_{Wh}^i ($i = 1, 2$) within the ranges shown in Eqs. 15 and 16, the cross sections for the different processes vary marginally, about 10-20%; the production of thb is an exception that can increase by about 60%. The variation of g_{Wh}^3 has very little impact on the cross sections.

In Fig. 3, we show the dependence of the cross sections of the processes thj , thb and thW on f_{1L} , f_{1R} , f_{2L} , f_{2R} , y_t^V , and y_t^A . The SM value of the cross section for the thj process is about 60 fb. The variation in f_{1L} and f_{2L} does not increase the cross section much. However, at the edge of allowed values of f_{2R} cross section can double. There is almost no change in the cross section on varying f_{1R} . This overall behavior is almost like that of the top quark width. So, it can be understood similarly. However, there is a strong dependence on the Yukawa couplings. As we shall see below, there exist allowed regions in the phase space where cross section can increase more than 10 times and approaches 600-800 fb. The cross sections of the other two processes thb and thW do not depend significantly on the anomalous tbW coupling. However, the cross section of the thb can almost double with the allowed range of the Yukawa couplings. In Figs. 3(e) and 3(f), we can see the destructive interference between the WW_h and tth couplings in the thj production process [3].

In Fig. 4, we show the dependence of the cross sections of the processes $thjj$, $thbj$, $thWb$ and $thWj$ on f_{1L} , f_{1R} , f_{2L} , f_{2R} , y_t^V , and y_t^A . The behavior of the $thjj$ and $thbj$ processes is similar to what we find above. The variation in f_{1L} and f_{2L} changes cross sections marginally; the variation in f_{1R} has almost no impact on the cross sections. However, at the edge of the allowed parameter values of f_{2R} , the cross sections can double. The cross sections of the processes $thWb$ and $thWj$ have very weak dependence on the anomalous tbW coupling parameters. However, as earlier, the cross sections have strong dependence on the Yukawa couplings.

The plots in Fig. 3 and Fig. 4 show variation with respect to change in one parameter, while the other parameters are kept at the SM value. Of course, we can choose values of all parameters away from the SM values which will give larger cross sections. We have chosen a set of values which may favor the larger cross sections. This set of values and the cross sections for those values are given in Table 1. (Some recent analyses indicate that the data actually disfavors some of these parameter points [16]. We display these points in the table for illustration only.) The set of parameters \mathcal{P}_0 corresponds to the SM values. The cross sections of the processes are adding up to about 150 fb. However, there exist parameter sets where the cross sections can add up to more than 1 pb. For most of the listed processes, the cross sections can increase as much as fifteen times or more. With these values of the cross sections, it may be possible to isolate the production of the Higgs boson in association with a top quark from the background and observe it at the LHC. We note that anomalous couplings will also change the angular distributions of the jet and the Higgs boson. In particular, we find that anomalous tbW coupling enhances the cross section more in the central-rapidity region of the jet and the Higgs boson for the thj production.

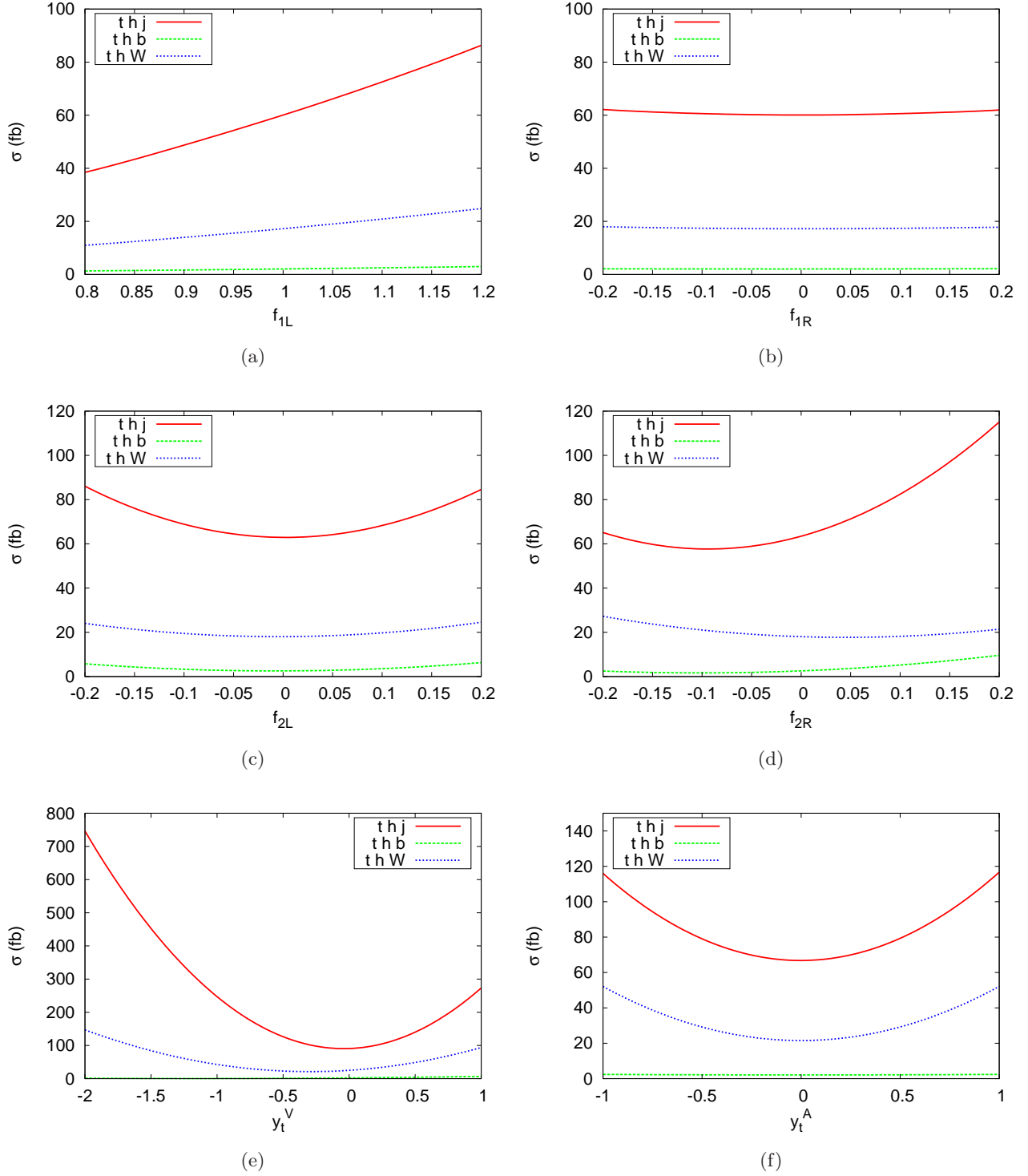


Figure 3: Dependence of the leading order partonic cross section on $f_{1L}, f_{1R}, f_{2L}, f_{2R}, y_t^V, y_t^A$. Here the individual contribution of the three separate subprocesses are marked by the final state particles. Eq. 19 shows the cuts used on the final state partons.

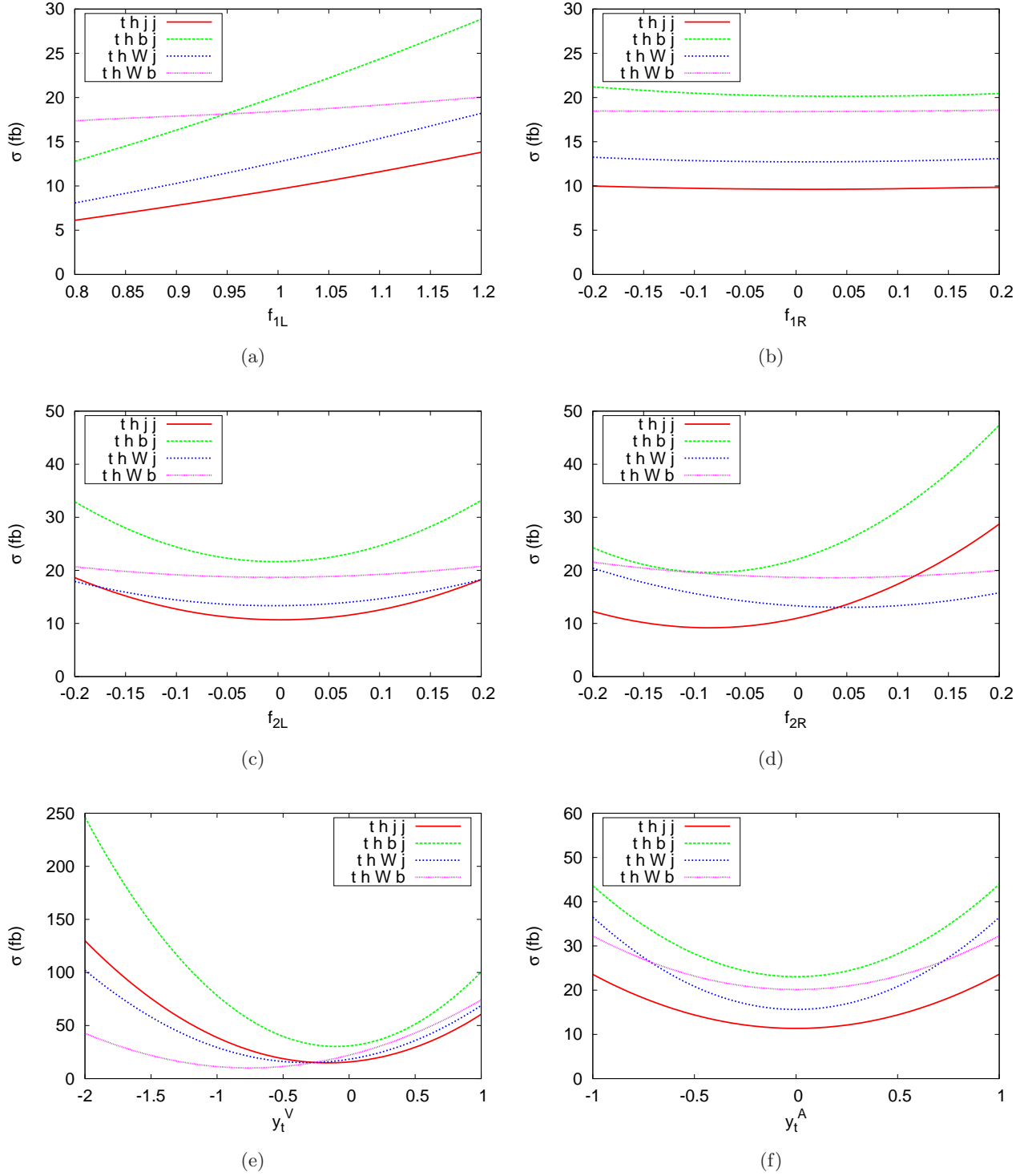


Figure 4: Dependence of the partonic cross section for processes with 4 particles in the final states on f_{1L} , f_{1R} , f_{2L} , f_{2R} , y_t^V , y_t^A . The individual contribution of the separate subprocesses are marked by the final state particles. Here j stands for a light jet. Eq. 19 shows the cuts used on the final state partons.

Param. Set	$\sigma_{pp \rightarrow thj}$ (fb)	$\sigma_{pp \rightarrow thb}$ (fb)	$\sigma_{pp \rightarrow thW}$ (fb)	$\sigma_{pp \rightarrow thjj}$ (fb)	$\sigma_{pp \rightarrow thbj}$ (fb)	$\sigma_{pp \rightarrow thWj}$ (fb)	$\sigma_{pp \rightarrow thWb}$ (fb)
\mathcal{P}_0	59.6	2.1	17.1	9.6	20.1	12.7	18.4
\mathcal{P}_1	65.1	2.5	16.9	10.7	22.4	12.4	18.4
\mathcal{P}_2	69.2	3.5	19.3	13.1	24.2	14.0	19.1
\mathcal{P}_3	57.3	2.0	17.1	9.5	19.9	12.7	18.4
\mathcal{P}_4	180.1	2.7	51.6	35.1	72.4	35.8	18.3
\mathcal{P}_5	382.9	3.2	105.4	69.6	144.3	73.0	30.3
\mathcal{P}_6	472.0	3.4	116.7	86.7	153.3	79.9	32.9
\mathcal{P}_7	567.0	53.0	129.9	169.0	246.1	95.3	93.5
\mathcal{P}_8	602.3	29.4	250.7	163.8	263.3	184.2	117.1
\mathcal{P}_9	875.2	64.4	229.8	241.5	363.5	167.0	107.4

Param. Set	f_{1L}	f_{1R}	f_{2L}	f_{2R}	y_t^V	y_t^A	g_{Wh}^1	g_{Wh}^2	g_{Wh}^3
\mathcal{P}_0	1.0	0.0	0.0	0.0	0.0	0.0	0.0	0.0	0.0
\mathcal{P}_1	1.0	0.0	0.0	0.0	0.0	0.0	0.1	0.0	0.0
\mathcal{P}_2	1.0	0.0	0.0	0.0	0.0	0.0	0.0	0.3	0.0
\mathcal{P}_3	1.0	0.0	0.0	0.0	0.0	0.0	0.0	0.0	0.2
\mathcal{P}_4	0.8	0.2	0.2	0.2	-1.0	-1.0	0.0	0.0	0.0
\mathcal{P}_5	1.2	0.2	0.2	0.2	-1.0	-1.0	0.0	0.0	0.0
\mathcal{P}_6	1.2	0.2	0.2	-0.2	-1.0	-1.0	0.0	0.0	0.0
\mathcal{P}_7	0.8	0.2	0.2	0.2	1.0	1.0	0.0	0.0	0.0
\mathcal{P}_8	1.2	0.2	0.2	-0.2	1.0	1.0	0.0	0.0	0.0
\mathcal{P}_9	1.2	0.2	0.2	0.2	1.0	1.0	0.0	0.0	0.0

Table 1: Cross-sections for different single top quark and Higgs boson associated production processes for six different choices of anomalous coupling parameters denoted by $\mathcal{P}_{i=1,\dots,9}$ (explained in the lower table). The set \mathcal{P}_0 corresponds to the SM couplings while in sets $\mathcal{P}_{1,2,3}$ only $g_{Wh}^{1,2,3}$ are varied.

5 Observability

We now consider the possible signatures of these processes and their dominant backgrounds to show that the backgrounds to some of the processes can be manageable.

For $m_h \approx 125$ GeV, the primary decay mode of the Higgs boson is $h \rightarrow b\bar{b}$. To observe any signature of the processes, the accompanying top quark needs to decay semi-leptonically. If it decays into jets, the QCD backgrounds from various multijet events would overwhelm the signal. A very simple signature for all the processes would be “an isolated e/μ + jets”, where the top quark decays semi-leptonically and the other particles are either jets or decay into jets. Such a signature would not be viable due to very large background from the processes such as “ W + jets” and “ t + jets”. However, since most of the jets in the signal processes are b -jets, we can use the tagging of the b -jets to reduce the backgrounds. In particular, for the signature – “an isolated e/μ + 3 b -jets + light jets” [6], all of the processes under consideration can contribute. To isolate different signal processes, one has to look for other signatures. For example, a signature specific to tbh and $tbhj$ is “isolated e/μ + 4 b -jets”. Similarly, “2 isolated e/μ + 3 b -jets” can come from the W boson associated productions *i.e.*, thW , $thWj$ and $thWb$ when the W boson also decays into leptons. Since there is an extra b -quark in the $thWb$ production, one can also consider “2 isolated e/μ + 4 b -jets” to isolate this process. In this paper, we investigate some of

these signatures and the corresponding backgrounds in detail and estimate the statistical significance of the signal over background for each of these signatures. For the signal we consider three cases with three different sets of anomalous couplings consistent with the currently available bounds.

- Case 1: we consider maximally allowed anomalous tth coupling only [16] - $f_{1L} = 1.0, f_{1R} = f_{2L} = f_{2R} = 0, y_t^V = -1.5, y_t^A = 0.5$.
- Case 2: we consider almost maximally allowed anomalous tbW coupling only - $f_{1L} = 1.2, f_{1R} = f_{2L} = 0, f_{2R} = 0.2, y_t^V = 0, y_t^A = 0$.
- Case 3: we consider the combination of the above two cases - $f_{1L} = 1.2, f_{1R} = f_{2L} = 0, f_{2R} = 0.2, y_t^V = -1.5, y_t^A = 0.5$.

Like the signal, we generate events for the potentially significant background processes (both irreducible and reducible) at the parton level with MADGRAPH5. When a background process also includes tbW and/or tth vertices, we compute it separately for the three cases mentioned above. Since, this is a parton level study, it is important to include appropriate smearing of the parton energies to simulate the energy resolution of a jet. We use the following resolution function,

$$\frac{\Delta E}{E} = \frac{a}{E} + \frac{b}{\sqrt{E}} + c.$$

For a parton jet, we take $a = 4.0, b = 0.5, c = 0.03$. We also smear the energy of an electron/muon with $a = 0.25, b = 0.1, c = 0.007$. Here, E is in the units of GeV. We then construct the smeared four-momenta of the particles using this smeared energy. We have taken the efficiency of identifying a b -jet as 60%. For the reducible backgrounds, we consider the possibility of a light jet to be mistagged as a b -jet. For this, the mistagging efficiency for a charm quark is taken as 10% and for any other quark/gluon it is 1%. The choice of smearing parameters and the tagging and mistagging efficiencies are more or less consistent with the ATLAS experiment.

In Table 2, we display the results for “an isolated $e/\mu + 3$ b -jets + a light jet” which is a signature for the $pp \rightarrow thj$ process. For the backgrounds (here and below), we consider only the significant ones. For all the cases, we apply the following generic cuts:

$$p_T^{b,\ell} > 20 \text{ GeV}, |\eta_{b,\ell}| < 2.5, p_T^j > 25 \text{ GeV}, |\eta_j| < 4.5, \Delta R(J/\ell, J/\ell) > 0.4. \quad (20)$$

In addition, we require $|M(bb) - M_h| < 15$ GeV for at least one b -jets pair. In Cases 1 and 3, we also require the light jet to be forward, i.e., $|\eta_j| > 2.5$. There is also a requirement for the minimum $M(jb)$ for all pairs. Its value for Cases 1, 2 and 3 are 100 GeV, 50 GeV and 90 GeV respectively. Specially for Case 2, where the background is relatively larger and signal smaller compared to the other two cases, we also require $M(jbb) > 220$ GeV for all combinations and $M(ljb) > 290$ GeV for only highest p_T b -jet.

We see that with 100 fb^{-1} integrated luminosity, the signal significance for the pure SM is too low to be observed with such a simple kinematical cut based analysis.¹ Here, a multivariate analysis may improve the statistics. Also, for Case 2, after the specialized cuts the signal significance is still not as good as the other two. The results indicate that with this signature, even with the maximally allowed anomalous tbW couplings the signal can only be detected after the end of the second LHC run if the integrated luminosity is large enough, but, one can put some bounds within a year of the LHC restart

¹For low statistics, especially when $S > B$, the ratio S/\sqrt{B} overestimates the signal significance. In that case, one may switch to the quantity $\sqrt{2(S+B)\ln(1+S/B)} - 2S$ for significance estimation [21].

	Signal		Backgrounds							S/\sqrt{B}	
	SM	Ano.	tZj	$tbbj$	$Wbbbj$	tt	ttj	$tbjj$	$Wbbjj$	SM	Ano.
Case 1	46.45	536.68	23.59	65.39	11.10	0.00	6129.60	191.81	92.74	0.58	6.65
Case 2	74.04	187.98	158.87	139.27	42.07	0.00	16524.10	748.22	262.90	0.55	1.41
Case 3	48.91	702.35	107.51	106.18	12.28	15.01	6436.08	340.34	99.89	0.58	8.33

Table 2: Number of events for the signature “an isolated $e/\mu + 3 b$ -jets + a light jet” at the 14 TeV LHC with the integrated luminosity of 100 fb^{-1} . The cuts and efficiencies are specified in the text.

on the anomalous tth couplings. However, as we will see below, there are better signatures to probe these couplings.

In Table 3, we display the results for “isolated $e/\mu + 4b$ -jets + a light (forward) jet” – a signature for the $thbj$ signal. If we don’t include the light jet in the signature, the signal will also get contribution from the thb process. However, for the values of the anomalous couplings that we consider, the process thb has very small cross section, even with the maximal anomalous couplings. Therefore, we don’t include its contribution and include the forward light jet in the signature which can help to reduce the background. For all the cases, we apply the same generic cuts as in Table 2. In addition, we require $|M(bb) - M_h| < 15 \text{ GeV}$, $|\eta_j| > 2.0$, $M(bb) > 100 \text{ GeV}$ for all pairs of b -jets, and $M(bj) > 150 \text{ GeV}$ for all pairs. Specifically for Case 2, we also apply a cut on $M(bj)$ on all bj pairs except for the smallest p_T b -jet and $M(bb) > 120 \text{ GeV}$.

	Signal		Backgrounds							S/\sqrt{B}	
	SM	Ano.	$tZbj$	$tbbbj$	tbb	tth	ttj	$tbbjj$	SM	Ano.	
Case 1	3.26	33.53	0.21	2.32	0.23	0.03	0.03	0.07	1.92	19.72	
Case 2	2.60	6.86	0.69	2.41	0.71	0.46	0.00	0.02	1.26	3.31	
Case 3	3.26	49.52	3.41	4.88	0.00	0.08	0.03	0.05	1.12	17.03	

Table 3: Number of events for the signature “isolated $e/\mu + 4b$ -jets + a light (forward) jet” at the 14 TeV LHC with the integrated luminosity of 100 fb^{-1} . The cuts and efficiencies are specified in the text. The reducible background $tbbjj$ includes tbb .

Our choice for the cuts is not necessarily optimum. Rather, it is to illustrate that anomalous couplings can show up in the associated production of the single top quark and a Higgs boson. We see that to probe the anomalous couplings this signature is better than the earlier one as the signal significances are better in all the three cases. Because of the larger enhancement of the cross sections due to the anomalous tth couplings, the signal for the maximal couplings would be visible within a few months of the restart of the LHC. Even much smaller enhancement of the cross section, say lower by a factor of 5-6 would also show up in the second run of the LHC. It will, however, take more than a year to see the signal if only tbW couplings are anomalous. One can also look for other strategies to enhance the significance in this case. For example, we find that if we drop the requirement of the light jet being a forward jet and require a minimum $M(bj)$ for all pairs, then it is possible to increase the significance to almost 4.

In Table 4, we display the results for the signature “2 isolated $e/\mu + 3 b$ -jets” for thW process. If we allow an extra light jet in the signature then both thW and $thWj$ will contribute to the signal. Here, however, for simplicity, we don’t demand the extra light jet in the signature and display the results for

the thW signal process only. Like before, we apply the following generic cuts:

$$p_T^{b,\ell} > 20 \text{ GeV}, |\eta_{b,\ell}| < 2.5, \Delta R(J/\ell, J/\ell) > 0.4. \quad (21)$$

In addition, we require $|M(bb) - M_h| < 15 \text{ GeV}$, $M(\ell b) > 180 \text{ GeV}$ for all pairs of a lepton and a b -jet. Since we are now demanding 2 leptons in the final state, a potentially large background can come from “ $Z/\gamma^* + \text{jets}$ ” processes. However, the requirement of three b -tagged jets and the invariant mass cuts described above makes this background small. Moreover, it is possible to almost eliminate the “ $Z + \text{jets}$ ” background with suitable cuts on the invariant mass of the lepton pair. Hence, we don’t include this background in our estimation.

	Signal		Backgrounds		S/\sqrt{B}	
	SM	Ano.	$t\bar{t}b$	$t\bar{t}j$	SM	Ano.
Case 1	0.65	8.01	0.09	0.14	1.36	16.40
Case 2	0.65	1.06	0.00	0.14	1.74	2.80
Case 3	0.65	11.60	0.00	0.14	1.74	30.58

Table 4: Number of events for the signature “2 isolated $e/\mu + 3 b$ -jets” at the 14 TeV LHC with the integrated luminosity of 100 fb^{-1} . The cuts and efficiencies are specified in the text.

We again clearly see that if tth coupling is anomalous, then within a few months, and if tbW coupling is anomalous, then in 2-3 years, the single top quark production with a Higgs and a W boson would be visible. Alternatively, one can put quite strong bounds on the anomalous couplings (especially the tth), if the signal is not visible.

Finally, to complete our analysis, we display the results for the signature “2 isolated $e/\mu + 4b$ -jets” for the $thWb$ process in Table 5. Event selection cuts are similar to the previous case except for a minimum cut on $M(\ell b)$ for all the bottom jet and lepton pairs as $M(\ell b) > 160 \text{ GeV}$ in all the cases. We can further reduce the backgrounds without losing much signal events by making this cut stronger. Due to very small cross section of the signal, very large luminosity will be required to observe it at the LHC.

	Signal		Backgrounds					S/\sqrt{B}	
	SM	Ano.	$t\bar{t}b\bar{b}$	$t\bar{t}h$	$t\bar{t}Z$	$t\bar{t}bj$	$t\bar{t}jj$	SM	Ano.
Case 1	1.64	9.30	1.57	0.14	0.10	0.03	0.08	1.18	6.72
Case 2	1.64	2.90	3.74	0.72	0.11	0.06	0.13	0.75	1.33
Case 3	1.64	13.55	3.74	0.34	0.14	0.12	0.26	0.76	6.33

Table 5: Number of events for the signature “2 isolated $e/\mu + 4b$ -jets” at the 14 TeV LHC with the integrated luminosity of 1000 fb^{-1} . The cuts and efficiencies are specified in the text.

Other two important decay modes of the Higgs boson, for mass around 125 GeV, are $h \rightarrow \tau\tau, WW^*$. Both have branching ratios of few percents. Here the decay mode $h \rightarrow \tau\tau$ can be useful with the detection of tau-jets. Then a signature of the type “isolated lepton + 2 tau-jets + 1/2 bottom jets” can be useful. The mimic backgrounds would be same as that for $h \rightarrow b\bar{b}$ case. Here we will have to include the probability of a jet faking a tau-jet instead of a bottom-jet. At a longer time scale even $h \rightarrow WW^*$ can also be useful if one looks at “one/two isolated leptons + two-tau jets + 1/2 bottom jet”. A more detailed study is required for analyzing these signatures.

Before we present our conclusions we would like to note that it may also be possible to obtain good signal significance by considering a signature that is common to all the signals, *e.g.*, “ $e/\mu + 3$ b -jets + any number of light jets”. As mentioned earlier, in this case all the $pp \rightarrow thX$ processes will contribute. However, in this case, due to jet multiplicity, a parton level estimation for the backgrounds, such as we do in this paper, may not be appropriate.

6 Conclusions

In this paper, we have investigated the effect of anomalous couplings in the tbW , tth and WWh vertices on the associated production of a single top quark with a Higgs boson. We have considered the production of thj , thb , thW , $thjj$, $thjb$, $thWj$, $thWb$. Within the SM, these processes have small cross sections. However, we find that anomalous Wtb and tth couplings can enhance the cross sections of the some of these processes significantly. The cross sections of these processes are mainly sensitive to the top Yukawa couplings and f_{1L} , f_{2R} . For some combinations of these couplings, the cross section of some of the processes can be enhanced by more than a factor of 10. The combined cross section of the processes under consideration can be more than 500 fb. Anomalous WWh couplings plays less significant role; it can mostly enhance the cross sections to the extent of 10 – 20%. As a result of the sensitivity to the anomalous top Yukawa couplings and f_{1L} , f_{2R} , these processes have the potential to act as probes for these couplings.

To verify that these processes can indeed be useful to probe the anomalous couplings at the LHC, we have also done a signal vs. backgrounds study with three different choices of the couplings along with the SM case. We have analyzed the following signatures – a) “an isolated $e/\mu + 3$ b -jets + a light jet” for the $pp \rightarrow thj$ process, b) “an isolated $e/\mu + 4$ b -jets + a forward light jet” for the $pp \rightarrow thbj$ process, c) “2 isolated $e/\mu + 3$ b -jets” for the $pp \rightarrow thW$ process and d) “2 isolated $e/\mu + 4$ b -jets” for the $pp \rightarrow thWb$ process. Our computation clearly shows that, except the last one, it is possible to observe these signatures in the next run of the LHC. The last signature suffers from small signal cross section and as a result will require very large luminosity to be observed. In general we find that for large anomalous top Yukawa couplings these signatures will be visible within a year but for purely anomalous tbW couplings it can take longer unless some other search strategies are used. In case the signal is not visible, quite strong bounds on the anomalous couplings can be put.

Finally, we note that if such larger than the SM cross sections are indeed observed in the future, then it would require further analysis to identify the couplings responsible for the enhancement as well as a realistic model that can contribute to the enhancement of the cross sections. However, as we saw, there are different viable signatures. So looking at these different signatures together might help in this situation.

Acknowledgement

AS would like to acknowledge the partial support available from the Department of Atomic Energy, Government of India for the Regional Centre for Accelerator-based Particle Physics (RECAPP), Harish-Chandra Research Institute.

References

- [1] G. Aad *et al.* [ATLAS Collaboration], Phys. Lett. B **716**, 1 (2012) [arXiv:1207.7214 [hep-ex]].

- [2] S. Chatrchyan *et al.* [CMS Collaboration], Phys. Lett. B **716**, 30 (2012) [arXiv:1207.7235 [hep-ex]].
- [3] F. Maltoni, K. Paul, T. Stelzer and S. Willenbrock, Phys. Rev. D **64**, 094023 (2001) [hep-ph/0106293].
- [4] V. Barger, M. McCaskey and G. Shaughnessy, Phys. Rev. D **81**, 034020 (2010).
- [5] S. Biswas, E. Gabrielli and B. Mele, arXiv:1211.0499 [hep-ph].
- [6] M. Farina, C. Grojean, F. Maltoni, E. Salvioni and A. Thamm, arXiv:1211.3736 [hep-ph].
- [7] S. Biswas, E. Gabriellib, F. Margarolid and B. Mele arXiv:1304.1822 [hep-ph].
- [8] J. A. Aguilar-Saavedra, Nucl. Phys. B **812**, 181 (2009) [arXiv:0811.3842 [hep-ph]].
- [9] J. A. Aguilar-Saavedra, Nucl. Phys. B **821**, 215 (2009) [arXiv:0904.2387 [hep-ph]].
- [10] K. Whisnant, B. -L. Young and X. Zhang, Phys. Rev. D **52**, 3115 (1995) [hep-ph/9410369].
- [11] K. Hagiwara, S. Ishihara, R. Szalapski and D. Zeppenfeld, Phys. Rev. D **48**, 2182 (1993).
- [12] V. Barger, T. Han, P. Langacker, B. McElrath and P. Zerwas, Phys. Rev. D **67**, 115001 (2003) [hep-ph/0301097].
- [13] J. A. Aguilar-Saavedra, N. F. Castro and A. Onofre, Phys. Rev. D **83**, 117301 (2011) [arXiv:1105.0117 [hep-ph]].
- [14] J. Drobnak, S. Fajfer and J. F. Kamenik, Phys. Rev. D **82**, 114008 (2010) [arXiv:1010.2402 [hep-ph]].
- [15] A. Falkowski, F. Riva and A. Urbano, arXiv:1303.1812 [hep-ph].
- [16] K. Nishiwaki, S. Niyogi and A. Shivaji, arXiv:1309.6907 [hep-ph].
- [17] B. Zhang, Y. -P. Kuang, H. -J. He and C. P. Yuan, Phys. Rev. D **67**, 114024 (2003) [hep-ph/0303048].
- [18] N. D. Christensen and C. Duhr, Comput. Phys. Commun. **180**, 1614 (2009) [arXiv:0806.4194 [hep-ph]].
- [19] J. Alwall, M. Herquet, F. Maltoni, O. Mattelaer and T. Stelzer, JHEP **1106**, 128 (2011) [arXiv:1106.0522 [hep-ph]].
- [20] J. Pumplin, D. R. Stump, J. Huston, H. L. Lai, P. M. Nadolsky and W. K. Tung, JHEP **0207**, 012 (2002) [hep-ph/0201195].
- [21] G. Cowan, K. Cranmer, E. Gross and O. Vitells, Eur. Phys. J. C **71**, 1554 (2011) [arXiv:1007.1727 [physics.data-an]].