

Recognition of collapsible complexes is NP-complete

Martin Tancer*

Abstract

We prove that it is NP-complete to decide whether a given (3-dimensional) simplicial complex is collapsible. This work extends a result of Malgouyres and Francés showing that it is NP-complete to decide whether a given simplicial complex collapses to a 1-complex.

1 Introduction

A classical question often considered in algebraic topology is whether some topological space is contractible. When we consider this question as an algorithmic question, that is, we consider the topological space as an input for an algorithm (say as a finite simplicial complex¹), then it turns out that this question is algorithmically undecidable by a result of Novikov; see [VKF74, §10] (see also Appendix).

An important, algorithmically recognizable, subclass of contractible complexes is the class of collapsible complexes, introduced by Whitehead. Roughly speaking, a simplicial complex is collapsible if it can be shrunk to a point by a sequence of face collapses, which preserve the homotopy type. (The precise definition is given in the following section.)

We focus on the computational complexity of the collapsibility problem, considered as an algorithmic question. We show that this question is NP-complete. More precisely, we obtain NP-completeness even if we restrict the input to 3-dimensional complexes.

Theorem 1. *It is NP-complete to decide whether a given 3-dimensional simplicial complex is collapsible.*

*Institutionen för matematik, Kungliga Tekniska Högskolan, 100 44 Stockholm and Department of Applied Mathematics, Charles University in Prague, Malostranské nám. 25, 118 00, Praha 1. Supported by the Göran Gustafsson postdoctoral fellowship. Partially supported by the project CE-ITI (GA ČR P202/12/G061) of the Czech Science Foundation.

¹Many topological spaces cannot be represented as finite simplicial complexes. However, we only consider those that can be represented this way. Already for such spaces, this question is undecidable.

It is easy to see that this problem belongs to NP (it is just sufficient to guess a right sequence of elementary collapses), thus the core of our paper relies on showing the NP-hardness.

By attaching a d -simplex to the complexes used in the proof of Theorem 1 it is easy to observe that Theorem 1 is also valid if we replace ‘3-dimensional’ with ‘ d -dimensional’ for any $d \geq 4$. We provide more details in the conclusion (Section 8).

Previous work. Egecioglu and Gonzalez [EG96] have shown that it is (strongly) NP-complete to decide whether a given 2-dimensional complex can be collapsed to a point by removing at most k triangles where k is a part of the input. This problem, however, becomes polynomial-time solvable when k is fixed as pointed out by Joswig and Pfetsch [JP06] or Malgouyres and Francés [MF08]. In particular, deciding whether a 2-dimensional complex collapses to a point is polynomial-time solvable. The same approach yields to the fact that deciding whether a d -complex collapses to a $(d - 1)$ -complex is polynomial time solvable. Since the author is not aware of a reference, we include a simple proof here; see Proposition 5.

Malgouyres and Francés [MF08] have shown that it is NP-complete to decide whether a given 3-dimensional complex collapses to some 1-complex. Naturally, they asked about the complexity of the problem of deciding whether a given 3-complex is collapsible. Theorem 1 answers this question in terms of NP-completeness.

Our approach relies, in a significant part, on the work of Malgouyres and Francés. We sketch their proof as well as point out the differences in Section 3. One of the important differences is that we need to replace a very simple ‘clause gadget’ of Malgouyres and Francés with something more suitable for our setting. For this we need to introduce Bing’s house with three rooms, which is done in Section 4. Then we construct all gadgets needed for our reduction in Section 5 and we finish the proof of Theorem 1 in Section 6.

Links to discrete Morse theory. Using the result of Egecioglu and Gonzalez [EG96], Joswig and Pfetsch [JP06] proved that it is (strongly) NP-complete to decide whether there exists a Morse matching with at most c critical cells where c is a part of the input. Our main result can be reformulated in terms of Morse matchings in the following way.

Theorem 2. *It is NP-complete to decide whether a given 3-dimensional simplicial complex admits a perfect Morse matching.*

In the short proof below we keep a few notions undefined. We refer to Joswig and Pfetsch [JP06] for these notions as well as for further details on Morse matchings in the computational complexity context.

Proof. We use the fact that a simplicial complex K collapses to a point x if and only if it admits a Morse function such that $K \setminus \{x, \emptyset\}$ contains no critical cells (see Forman [For98]). Therefore, K is collapsible if and only if it admits a perfect Morse

matching (see the exposition by Joswig and Pfetsch [JP06]). Consequently, Theorem 2 is equivalent to Theorem 1. \square

Efficient search for collapsing sequences also plays an important role for searching a CW-complex homotopy equivalent to a given simplicial complex with number of critical cells as small as possible. This has further impact on efficient homology computations. See [BL14].

Links to shape-reconstruction. The task of shape reconstruction is to reconstruct a shape from a set of points that sample it. An important subtask is to reconstruct the homotopy type or the homeomorphism type of the shape. In a recent work of Attali and Lieutier [AL15], the aim is to collapse the Rips complex or the Čech complex of the sampling set to a complex homeomorphic with the shape. In this context, Theorem 1 means certain limitations for results one can expect. In particular, specific treatment in [AL15], using the properties of the Rips and Čech complexes, seems important.

Another notion of collapsibility. In the context of Helly-type theorems in discrete geometry, Wegner [Weg75] introduced a notion of d -collapsibility. This notion shares some properties with collapsibility, but for example, it does not preserve the homotopy type. The author has shown in [Tan10] that the recognition of d -collapsible complexes is NP-hard for $d \geq 4$. We remark that the approach in that case is different and the result from [Tan10] should not be confused with the result presented here on classical (Whitehead's) collapsibility.

2 Preliminaries

Simplicial complexes. We work with finite (*abstract*) *simplicial complexes*, that is, with set systems $K \subseteq 2^V$ such that V is a finite set and if $\alpha \in K$ and $\beta \subset \alpha$, then $\beta \in K$. We recall few basic definitions; however, we also assume that the reader is familiar with some basic properties of simplicial complexes. Otherwise we refer to any of the books [Hat01, Mat03, Mun84]. In particular, we assume that the reader is familiar with the correspondence of abstract simplicial complexes and geometric simplicial complexes since it will be very convenient in the further text to define some simplicial complexes by pictures.

Elements of a simplicial complex K are *faces* (or *simplices*). A k -*face* is a face of *dimension* k , that is, a face in K of size $k + 1$. 0-dimensional, 1-dimensional, and 2-dimensional faces are *vertices*, *edges*, and *triangles* respectively.

When we consider a simplicial complex as an input for an algorithm, it is given by a list of all faces.

Collapsibility. Let σ be a nonempty non-maximal face of K . We say that σ is *free* if it is contained in only one maximal face τ of K . Let K' be the simplicial complex

obtained from K by removing σ and all faces above σ , that is,

$$K' := K \setminus \{\vartheta \in K : \sigma \subseteq \vartheta\}.$$

We say that K' arises from K by an *elementary collapse* (induced by σ and τ). We say that a complex K *collapses* to a complex L if there exist a sequence of complexes $(K_1 = K, K_2, \dots, K_{m-1}, K_m = L)$, called a *sequence of elementary collapses* (from K to L), such that K_{i+1} arises from K_i by an elementary collapse for any $i \in \{1, \dots, m-1\}$. A simplicial complex K is *collapsible* if it collapses to a point.

Let $(K_1 = K, K_2, \dots, K_{m-1}, K_m = L)$ be a sequence of elementary collapses. Then for every $\eta \in K \setminus L$ there is a unique complex K_i such that $\eta \in K_i$ and $\eta \notin K_{i+1}$. Then we say that η *collapses* in this step. In particular, we will often use phrases such as ‘ η_1 collapses before η_2 ’.

Collapsibility with constrains. In our constructions, we will often encounter the following situation: We will be given a complex L glued to some other complexes forming a complex M . We will know some collapsing sequence of L and we will want to use this collapsing sequence for M . This might or might not be possible. We will set up a sufficient condition.

Definition 3. Let M be a simplicial complex and L be a subcomplex of M . We define the *constrain complex* of pair (M, L) as

$$\Gamma = \Gamma(M, L) := \{\vartheta \in L : \vartheta \subseteq \eta \text{ for some } \eta \in M \setminus L\}.$$

The constrain complex is obviously a subcomplex of L . Now we can present an elementary condition when collapsing of L induces collapsing of M .

Lemma 4. Let M be a complex, L subcomplex of M and Γ be the constrain complex of (M, L) . We also assume that L collapses to L' containing Γ . Then M collapses to

$$M' := L' \cup (M \setminus L).$$

Proof. Let $(L_1 = L, L_2, \dots, L_{m-1}, L_m = L')$ be a sequence of elementary collapses. Let σ_i be the face of L_i which is collapsed in order to obtain L_{i+1} and let τ_i be the unique maximal face in L_i containing σ_i . We also set $M_i = L_i \cup (M \setminus L)$. The assumption ensures us that all superfaces of σ_i in M_i belong to L_i . Therefore $(M_1 = M, M_2, \dots, M_{m-1}, M_m = M')$ is a sequence of elementary collapses still induced by σ_i and τ_i . \square

Collapsibility in codimension 1. Here we show that collapsibility in codimension 1 is polynomial-time solvable. This result is not needed for the proof of Theorem 1; it only serves as a complementary result. We need the proposition below. The proposition implies that we can collapse an input d -complex K greedily, and with this greedy algorithm, we obtain a $(d-1)$ -complex if and only if K collapses to a $(d-1)$ -complex L .

Proposition 5. *Let K be a d -complex which collapses to a $(d - 1)$ -complex L and to some d -complex M . Then M collapses to a $(d - 1)$ -complex.*

Proof. Let $(K_1 = K, K_2, \dots, K_{m-1}, K_m = L)$ be a sequence of elementary collapses where the collapse from K_i to K_{i+1} is induced by faces σ_i and τ_i . Note that every d -dimensional face of K is τ_i for some i .

Let j be the smallest index such that τ_j belongs to M and let η_j be a $(d - 1)$ -face with $\sigma_j \subseteq \eta_j \subset \tau_j$. Note also that no τ_i with $i < j$ belongs to M due to our choice of j . However, since σ_j is free in K_j and therefore η_j is free as well, the only d -faces of K containing η_j might be the faces τ_i with $i \leq j$. Altogether, τ_j is the unique d -face of M containing η_j and we can collapse η_j (removing τ_j). If M is still d -dimensional, we repeat our procedure. After finitely many steps we obtain a $(d - 1)$ -complex. \square

3 The approach by Malgouyres and Francés

In this section we describe the approach of Malgouyres and Francés [MF08]. In some steps we follow their approach almost exactly; however, there are also steps that have to be significantly modified in order to obtain our result. We will emphasize the steps where our approach differs.

The reduction is done, as usual, from 3-satisfiability problem which is well known to be NP-complete. We assume that the reader is familiar with the related terminology. Given a 3-CNF formula² Φ , Malgouyres and Francés construct a 3-dimensional complex $\mathcal{C}(\Phi)$ such that $\mathcal{C}(\Phi)$ collapses to a 1-complex if and only if Φ is satisfiable. They compose $\mathcal{C}(\Phi)$ of several smaller complexes that we will call *gadgets*. For every literal ℓ in the formula they introduce a *literal gadget* $\mathcal{C}(\ell)$. (This includes introducing $\mathcal{C}(\bar{\ell})$ where $\bar{\ell}$ is the negation of ℓ .) The gadgets $\mathcal{C}(\ell)$ and $\mathcal{C}(\bar{\ell})$ are glued along an edge so that a major part of only $\mathcal{C}(\ell)$ or only $\mathcal{C}(\bar{\ell})$ can be collapsed in the first phase of collapsing. Another gadget is a *conjunction gadget* \mathcal{C}_{and} glued to literal gadgets via *clause gadgets* so that \mathcal{C}_{and} can be collapsed at some step if and only if every clause contains a literal ℓ such that the major part of $\mathcal{C}(\ell)$ was already collapsed, that is, if and only if Φ is satisfiable. As soon as \mathcal{C}_{and} is collapsed, it makes few other faces of the literal gadgets free which enables to collapse the whole complex to a 1-dimensional complex. As it follows from the construction of Malgouyres and Francés, if the formula is satisfiable, the resulting 1-complex contains many cycles and therefore it cannot be further collapsed to a point.

Our idea relies on filling the cycles of the resulting 1-complex so that we can further proceed with collapsings. However, we cannot fill the cycles completely naively, since we do not know in advance which 1-complex we obtain. In addition filling these cycles naively could possibly introduce new collapsing sequences starting with edges on the

²That is, a formula in conjunctive normal form.

boundaries of the filled cycles which could possibly yield to collapsing the complex even if the formula were not satisfiable. Therefore, we have to be very careful with our construction (which unfortunately means introducing few more technical steps).

We are going to construct a simplicial complex $K(\Phi)$ such that $K(\Phi)$ collapses to a point if and only if Φ is satisfiable. In fact, our complex $K(\Phi)$ will always be contractible, independently of Φ (although we do not need this fact in our reduction; and therefore we do not prove it). We reuse literal and conjunction gadgets of Malgouyres and Francés (only with minor modifications regarding distinguished subgraphs). Unfortunately, we need to replace the very simple clause gadget of Malgouyres and Francés (it consists of two triangles sharing an edge or is even simpler, depending on the clause). For this we need to introduce Bing’s house with three rooms and three thick walls. We also need *disk gadgets* which fill the cycles in the resulting 1-complex. We remark that the disk gadgets will not be topological disks but only some contractible complexes. However, we keep the name disk gadgets because of the idea of filling the cycles.

4 Bing’s rooms and Bing’s house with three rooms

In our reduction we will need several auxiliary constructions that we suitably glue together. We present them in this section.

Bing’s rooms. We will consider Bing’s house as a simplicial complex obtained by gluing two smaller simplicial complexes called Bing’s rooms. Later we will use these rooms for building more complicated Bing’s house with three rooms. *Bing’s room with a thin wall* is a complex depicted in Figure 1 on the left and *Bing’s room with a thick wall* is in the middle. The room with a thin wall contains only 2-dimensional faces whereas the room with a thick wall contains one 3-dimensional block obtained by thickening one of the walls. Both rooms contains two holes in the ground floor and one hole in the roof. If, starting from Bing’s house with thick wall, we collapse away the thick wall, we obtain a complex that we call *Bing’s room with collapsed thick wall*, shown on the right. (Note that the left bottom edge of the collapsed thick wall is still present although it is not contained in any 2-dimensional face.)

Bing’s house with one thin and one thick wall. If we rotate the ground floor of one of the rooms and we glue the two rooms together along the ground floor, we obtain *Bing’s house with one thin and one thick wall* as introduced by Malgouyres and Francés [MF08]. See Figure 2. Similarly, we can obtain Bing’s house with two thin walls or Bing’s house with two thick walls.

Bing’s house with three rooms and three thick walls. As an auxiliary construction, we also need to introduce Bing’s house with three rooms. First we consider the *base floor* depicted in Figure 3. It consists of three quadrilaterals with holes, glued together. For simplicity of explanations, we will assume that all these three quadrilat-

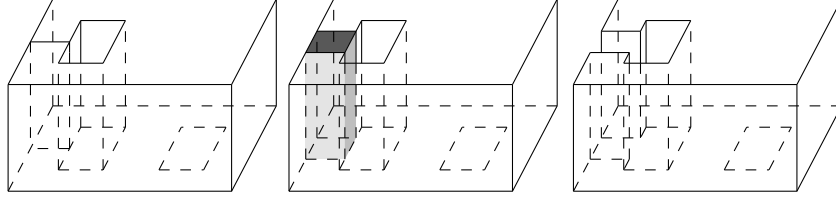


Figure 1: Bing's room with a thin wall (on the left), Bing's room with a thick wall (in the middle), and Bing's room with collapsed thick wall (on the right).

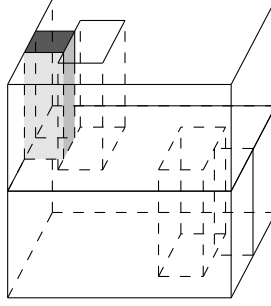


Figure 2: Bing's house with one thin and one thick wall.

erals are squares. Also, we assume that the holes are squares. Now we consider three Bing's rooms with thick walls labeled 1, 2 and 3. The Bing room with label i is glued to the two squares with label i so that the grey part of one of the squares with label i is the place where the thick wall of the room is glued to the base floor. Here, it is important that we do not have to distinguish whether the rooms are glued to the base floor from below or from above, since we could not place them in such a way (in 3D) simultaneously.³ The resulting complex we call *Bing's house with three rooms (and three thick walls)*. We remark that Bing's house with three rooms is contractible which can be shown in a similar way as contractibility of classical Bing's house. (If glue cuboid bricks to the base floor instead of Bing's rooms, we obtain a complex L which is obviously contractible. Bing's house with three rooms is obtained by 'digging holes' into L .) Later on, we will need a specific collapsing sequence of Bing's house with three rooms. The existence of such a sequence implies contractibility as well.

³It can be shown that the resulting complex does not topologically embed into \mathbb{R}^3 since it contains a Möbius band and an annulus glued to the central cycle of the band along one of the boundary components of the annulus. (The annulus is one third of the base floor and the band is formed by parts of the outer walls of the three rooms.) However, this non-embeddability fact is far beyond the needs of this paper.

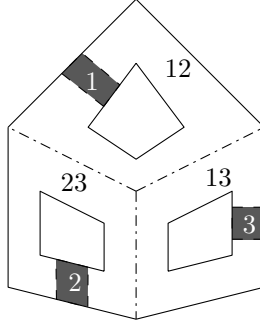


Figure 3: The base floor of Bing's house with three rooms and with three thick walls.

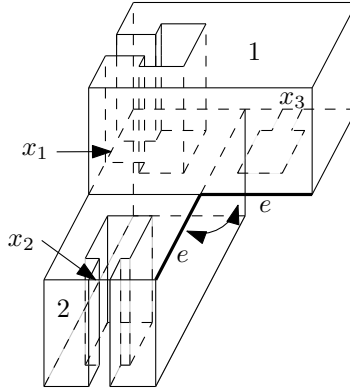


Figure 4: Two blocks of Bing's house with three collapsed walls. The edges marked with e are glued together.

Bing's house with three collapsed walls. For further purposes it will be convenient to work with Bing's house with three rooms where the thick walls are collapsed. We let each of the thick walls collapse to the edge on the base floor. This way we obtain *Bing's house with three collapsed walls*. We provide the reader with a drawing with two rooms only (this can still be done in three dimensions); see Figure 4. We also distinguished edges x_1 , x_2 and x_3 such that x_i is the only remaining edge of the thick wall in room i after collapsing the wall. Note that x_1 , x_2 and x_3 are the only free faces of Bing's house with three collapsed walls. See also Figure 9 for the base floor.

Triangulations. In order to obtain simplicial complexes we need to triangulate our gadgets that we obtain from Bing's rooms, Bing's houses etc. It will not be important for us how do we precisely triangulate pieces in the construction of dimensions 2 or less. For example, the middle level of Bing's house with one thick and one thin wall



Figure 5: A suitable triangulation of the middle level of Bing's house with one thick and one thin wall.

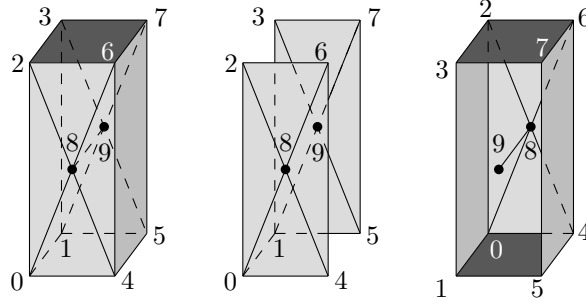


Figure 6: Collapsings of the thick wall. (Usually, we use gray only for 3-cells or attachments of 3-cells. In this case, the objects in the middle and on the right are two dimensional while grey emphasize which 2-cells are still in the object.)

can be triangulated as suggested in Figure 5 keeping in mind that the triangulations of particular 2-cells have to be compatible on the intersections. In some cases, we will need gadgets with many prescribed edges in some part of the triangulation where the number of these edges depends on the size of the 3-CNF formula we will work with (see Figure 8 or 10). In such cases we require that the size of the triangulation is polynomial in the number of prescribed edges.

The only 3-cells appearing in our construction are thick walls of Bing's rooms (houses). For these thick walls we use particular triangulations of Malgouyres and Francés [MF08]. The thick wall is subdivided into four prisms 012389, 014589, 236789 and 456789. See Figure 6, left. Each prism is further subdivided into two simplices (which are not shown on the picture). This triangulation allows collapsing the thick wall into two smaller complexes from Figure 6, middle and right (in the middle picture, the edge 01 is contained in no 2-cell; the right picture is drawn from behind and the edge 89 is contained in no 2-cell). In particular, the collapsing from the middle picture is used when obtaining Bing's room with a collapsed thick wall from Bing's room with a thick wall.

5 Construction of the reduction gadgets

Here we start filling in details of the construction sketched in Section 3.

Given a 3-CNF formula Φ we construct a three-dimensional simplicial complex $K(\Phi)$ such that $K(\Phi)$ is collapsible if and only if Φ is satisfiable. We assume that every clause of Φ contains exactly three literals and also that no clause contains a literal and its negation.

The complex $K(\Phi)$ will consist of several gadgets described below. For each of the gadgets we also need to find some suitable collapsing sequence. We usually postpone the proofs that such sequences exist to Section 7 so that the main idea can be explained while the technical details are left to the end.

Literal gadget. First we establish the *literal gadget* $K(\ell, \bar{\ell})$ for every pair of literals ℓ and $\bar{\ell}$. This gadget is by Malgouyres and Francés [MF08], we only glue it to other gadgets in a different way. It consists of two smaller gadgets $X(\ell)$ and $X(\bar{\ell})$ suitably glued together.

We set $X(\ell)$ to be Bing's house with two thick walls as in Figure 7. It contains two distinguished edges $e(\ell)$ and $f(\ell)$. Furthermore, it contains a distinguished path $p(\ell)$ joining the common vertex of $e(\ell)$ and $f(\ell)$ with the upper thick wall (this path contains neither $e(\ell)$ nor $f(\ell)$). Let us emphasize that in this case, we use particular triangulation by Malgouyres and Francés [MF08] that subdivides the upper thick wall into four prisms which are further triangulated. The path $p(\ell)$ enters the upper wall in vertex 0 of this triangulation and it continues to vertex 8. For $\bar{\ell}$ we construct $X(\bar{\ell})$ analogously.

The complex $K(\ell, \bar{\ell})$ is composed of $X(\ell)$ and $X(\bar{\ell})$ glued together along edge 89. The common vertex 8 will be important for further constructions; and therefore we rename it to $u_{\ell, \bar{\ell}}$ emphasizing dependency on ℓ and $\bar{\ell}$. The following lemma describes a particular sequence of collapsing the literal gadget that we will use later. It also says that at least one of the edges $f(\ell)$, $f(\bar{\ell})$ has to be collapsed before collapsing the literal gadget to a 2-complex.

Lemma 6.

1. $K(\ell, \bar{\ell})$ collapses to a complex that contains only path $p(\ell)$ and edges $e(\ell)$ and $f(\ell)$ from $X(\ell)$ while it contains almost all $X(\bar{\ell})$ with exception that the upper thick wall of $X(\ell)$ was collapsed to a thin wall keeping only rectangles 0462, 0451, 4576, 2673, and 0132.⁴ (Consult Figure 6 right, if you remove the edge 89.) The role of ℓ and $\bar{\ell}$ can be interchanged.
2. Let $L(\ell, \bar{\ell})$ be the complex resulting in item 1 without the edge $e(\ell)$. This complex further collapses to the union of the paths $p(\ell)$, $p(\bar{\ell})$ and the edge $e(\bar{\ell})$.

⁴For simplicity of notation, we keep the same numbers of vertices either for upper thick wall of $X(\ell)$ or of $X(\bar{\ell})$. However, we once more emphasize that that these two walls share the edge 89 only.

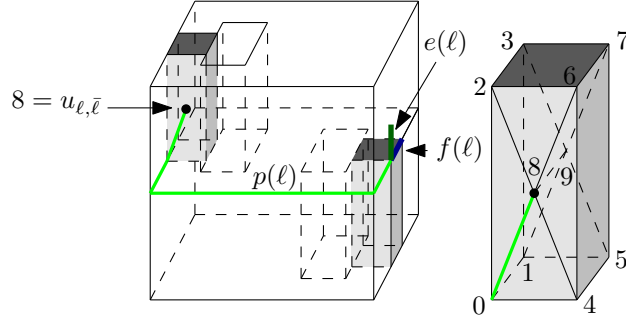


Figure 7: The complex $X(\ell)$ from the literal gadget with distinguished edges and paths. The detailed triangulation of the upper thick wall is on the right.

3. Let $T(\ell)$ be any of the two triangles containing $e(\ell)$ and $T(\bar{\ell})$ be any triangle containing $e(\bar{\ell})$. Before collapsing both $T(\ell)$ and $T(\bar{\ell})$, at least one of the edges $f(\ell)$, $f(\bar{\ell})$ must be collapsed.

Proof. We postpone the proof of items 1 and 2 on precise collapsing sequences to Section 7. Item 3 is already proved by Malgouyres and Francés; see Remark 1, Example 3 and the proof of Theorem 4 in [MF08]. We sketch here that if neither $f(\ell)$ nor $f(\bar{\ell})$ is collapsed, then the only one of the two upper thick walls, one of $X(\ell)$ and one of $X(\bar{\ell})$, can be collapsed so that its edge 01 becomes free. Hence, only one of the triangles $T(\ell)$ and $T(\bar{\ell})$ might become free before collapsing $f(\ell)$ or $f(\bar{\ell})$. \square

Conjunction gadget. Next we define the *conjunction gadget* K_{and} . It is Bing's house with one collapsed thick wall and one thin wall. See Figure 8 on the left. We also distinguish several edges and vertices of the gadget.

As an auxiliary construction, for every pair $\ell, \bar{\ell}$ of literals, we create an anchor-shaped tree $A(\ell, \bar{\ell})$ formed of $u_{\ell, \bar{\ell}}, p(\ell), p(\bar{\ell}), f(\ell)$ and $f(\bar{\ell})$ from $K(\ell, \bar{\ell})$ and furthermore of newly introduced edge $a(\ell, \bar{\ell})$ and vertex v_{and} . See Figure 8 on the right. We glue all trees $A(\ell, \bar{\ell})$ in vertex v_{and} obtaining a tree A .

Finally, we let e_{and} to denote the only free edge of K_{and} and we glue A to the lower left wall of K_{and} as on Figure 8 on the left. Note that, in particular, every literal gadget is glued to the conjunction gadget.

After we introduce the remaining gadgets, we will see that K_{and} is glued to other gadgets only along A and e_{and} . The following lemma states that if we want to collapse K_{and} at some phase of collapsing, we have to make e_{and} free first in whole $K(\Phi)$ and only then we can continue with collapsing K_{and} . On the other hand, as soon as we make e_{and} free, we can collapse the complex to A .

Lemma 7.

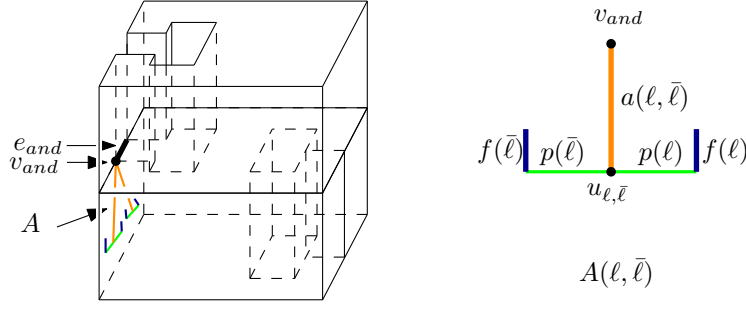


Figure 8: Conjunction gadget K_{and} with distinguished edges and paths.

1. K_{and} collapses to A .
2. Before collapsing any triangle containing one of the edges $f(\ell, \bar{\ell})$, the edge e_{and} has to be collapsed.

Proof. We prove item 1 in Section 7. Item 2 of the lemma is explained in [MF08, Remark 1]. \square

Clause gadget. We proceed with introducing the clause gadget. For a clause $c = (\ell_1 \vee \ell_2 \vee \ell_3)$ we set $K(c)$ to be Bing's house with three collapsed walls as described in Section 4 and with several distinguished edges and paths; see Figure 9. Namely, the only three free edges of $K(c)$ are labeled (ℓ_i, c) . We also distinguish three paths $p(\ell_i, c)$ connecting the center of the base floor with (ℓ_i, c) (we assume that (ℓ_i, c) is not contained in the path). We also distinguish one other edge emanating from the center inside the base floor and we label it by e_{and} . This last edge e_{and} is glued together with the edge of the conjunction gadget labelled e_{and} so that the central vertex of the base floor becomes the vertex v_{and} of the conjunction gadget.

Lemma 8.

1. $K(c)$ collapses to a complex composed of e_{and} , three paths $p(\ell_i, c)$ and two of the three edges (ℓ_i, c) .
2. Any collapsing of $K(c)$ starts with one of the edges (ℓ_i, c) .

Proof. We again postpone the proof of item 1 to Section 7. Item 2 is obvious as soon as we realize that the only free faces of $K(c)$ are the three edges (ℓ_i, c) . \square

Disk gadgets. Finally, for every pair of literals $\ell, \bar{\ell}$ we construct the *disk gadget* $D(\ell, \bar{\ell})$ filling empty cycles in the construction of Malgouyres and Francés [MF08]. As

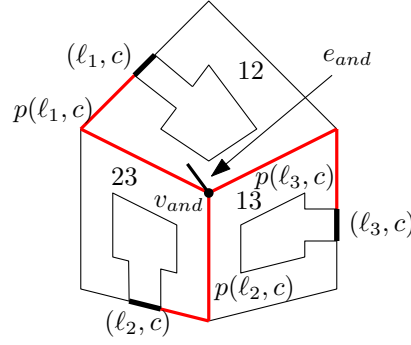


Figure 9: The base floor of the clause gadget $K(c)$ with distinguished edges and paths.

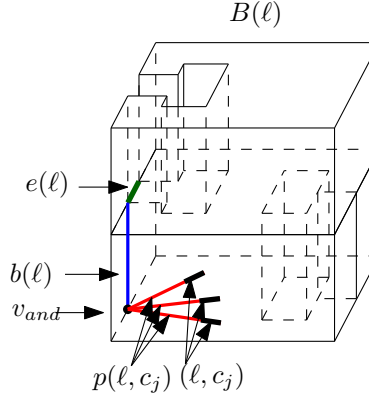


Figure 10: Complex $B(\ell)$.

we mentioned before, these gadgets will not be topological disks. However, they are contractible and play a similar role as disks.

We start with Bing's house with one collapsed thick wall and one thin wall; see Figure 10. We label the only free face of this complex with $e(\ell)$ and glue it to the edge $e(\ell)$ of $K(\ell, \bar{\ell})$. We pick a vertex on the edge connecting the left and the bottom wall and label it v_{and} . We also glue this vertex to v_{and} vertex of the conjunction gadget. The edge connecting v_{and} and one of the vertices of $e(\ell)$ is labelled by $b(\ell)$. Next, for every clause c_j containing the literal ℓ we make a copy of path $p(\ell, c_j)$ and edge (ℓ, c_j) (where the template comes from $K(c_j)$) starting in vertex v_{and} . In particular, $B(\ell)$ is glued to the complexes $K(c_j)$ along these paths and edges. The resulting complex is denoted by $B(\ell)$. We perform an analogous construction for $B(\bar{\ell})$.

This complex can be collapsed (inside whole $K(\Phi)$) as soon as the edge $e(\ell)$ is free.

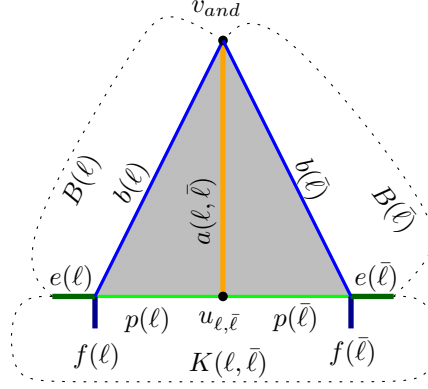


Figure 11: Disk gadget $D(\ell, \bar{\ell})$ and its attachment to other gadgets.

Then it collapses to a complex composed of the distinguished edges and paths, as the following lemma summarizes.

Lemma 9.

1. $B(\ell)$ collapses to the 1-complex composed of $b(\ell)$, paths $p(\ell, c_j)$ and edges (ℓ, c_j) .
2. Any collapsing of $B(\ell)$ starts with the edge labelled $e(\ell)$.

Proof. As usual, item 1 is proved in Section 7.

Item 2 is true since $e(\ell)$ is the only free edge of $B(\ell)$. □

Now we can finally construct $D(\ell, \bar{\ell})$; see Figure 11. We fill two cycles with a disk. The first cycle is formed by $b(\ell)$, $p(\ell)$ and $a(\ell, \bar{\ell})$, the second cycle by $b(\bar{\ell})$, $p(\bar{\ell})$ and $a(\ell, \bar{\ell})$. This finishes the construction of $D(\ell, \bar{\ell})$ and since we have already described all gluings, it also finishes the construction of $K(\Phi)$.

6 Collapsibility of $K(\Phi)$

In this section we prove that $K(\Phi)$ is collapsible if and only if Φ is satisfiable. Thereby we prove Theorem 1.

Satisfiable formulas. Let us first assume that Φ is satisfiable and fix one satisfying assignment of Φ . We construct a collapsing sequence for $K(\Phi)$. We proceed in several steps (each step will still consist of many elementary collapses). By $K^{(i)}(\Phi)$ we denote the complex obtained after performing i th step of collapsing. We use similar notation for gadgets, for example, $K_{and}^{(i)}$ is the remaining part of K_{and} after i th step, that is, $K^{(i)}(\Phi) \cap K_{and}$.

Step 1. For every literal ℓ we start with “partial” collapsing of $K(\ell, \bar{\ell})$ such as in Lemma 6 (1). Note that the constrain complex of the pair $(K(\Phi), K(\ell, \bar{\ell}))$ consist of $p(\ell)$, $p(\bar{\ell})$, $e(\ell)$, $e(\bar{\ell})$, $f(\ell)$ and $f(\bar{\ell})$; therefore Lemma 4 induces collapsing on whole $K(\Phi)$. If ℓ has positive occurrence in the assignment, we let $X(\ell)$ collapse to $p(\ell)$, $e(\ell)$ and $f(\ell)$ while in $X(\bar{\ell})$ only the upper thick wall of $X(\bar{\ell})$ collapses to a thin wall. This collapsing makes the edge $e(\ell)$ free.

We gradually perform this collapsing for all literals with positive occurrence. Note that by considering positive occurrences only, we do not “miss” negative ones since for every variable u exactly one literal among u and $\neg u$ has positive occurrence.

Step 2. We continue with collapsing $B(\ell)$ as stated in Lemma 9 (1). Observe that at this stage, the constrain complex of the pair $(K^{(1)}(\Phi), B^{(1)}(\ell)) = (K^{(1)}(\Phi), B(\ell))$ contains only $b(\ell)$, paths $p(\ell, c_j)$ and edges (ℓ, c_j) (in particular the edge $e(\ell)$ is not in it as well as the vertex of $e(\ell)$ which is not adjacent to $b(\ell)$), therefore collapsing from Lemma 9 induces collapsing of $K^{(1)}(\Phi)$ by Lemma 4.

In further text we will use Lemma 4 many times in a similar fashion without mentioning it explicitly. (We will describe the constrain complex only.)

Step 3. Now, since the assignment is satisfying for every clause c at least one of the edges (ℓ_i, c) became free. Therefore, every clause gadget collapses to a 1-complex described in Lemma 8 (1). The constrain complex for the pair $(K^{(2)}(\Phi), K^{(2)}(c))$ is a subcomplex of the complex formed by paths $p(\ell_j, c)$ and edges (ℓ_j, c) with $j \neq i$.

Step 4. Now we focus on the edge e_{and} . At the beginning, it was contained in triangles in clause gadgets and in a single triangle of the conjunction gadget. All triangles of clause gadgets were collapsed, therefore e_{and} is free now. According to Lemma 7 (1), we can collapse the conjunction gadget K_{and} to A now (checking that the constrain complex for $(K^{(3)}(\Phi), K_{and}^{(3)})$ is A).

Step 5. In this step, we will collapse the literal and the disk gadgets. The important fact is that the edges $f(\ell)$ and $f(\bar{\ell})$ are already free. Therefore, we can proceed with collapsing $K^{(4)}(\ell, \bar{\ell})$ according to Lemma 6 (2). This leaves $e(\bar{\ell})$ free as well as all remaining edges of paths $p(\ell)$ and $p(\bar{\ell})$. Now we can easily collapse $B(\bar{\ell})$ according to Lemma 9 (1) and consequently also the $D(\ell, \bar{\ell})$ (having all boundary edges free).

Step 6. Now we have a collection of paths emanating from v_{and} (which are remainders of clause gadgets). This collection can be easily collapsed to a point, say v_{and} .

Non-satisfiable formulas. Now we show that $K(\Phi)$ is not collapsible for non-satisfiable formulas. More precisely, we assume that $K(\Phi)$ is collapsible and we deduce that Φ is satisfiable.

If $K(\Phi)$ is collapsible, then in particular some triangle of K_{and} has to be collapsed. We investigate what had to be collapsed before collapsing a first triangle of K_{and} . According to Lemma 7 (2) the edge e_{and} has to be made free before this step. Lemma 8 (2)

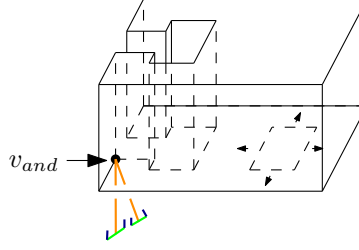


Figure 12: An intermediate step in collapsing K_{and} .

implies that for every clause c there is a literal $\ell(c)$ in this clause such that the edge $(\ell(c), c)$ was made free prior this step. This means by Lemma 9 (2) that the edge $e(\ell(c))$ had to be made free previously. Now we recall that no triangle of K_{and} was collapsed yet (including triangles of K_{and} attached to $f(\ell)$ and $f(\bar{\ell})$). Therefore, Lemma 6 (3) implies that only one of the edges $e(\ell)$ and $e(\bar{\ell})$ can be collapsed at this stage. This gives a satisfying assignment to Φ by setting a variable u to be TRUE if $e(u)$ was collapsed (before collapsing a triangle from K_{and}) and FALSE otherwise. The existence of $\ell(c)$ implies that every clause c is indeed satisfied.

7 Collapsing sequences

Here we prove technical lemmas used previously in the text. It is convenient to change the order of the proofs.

Proof of Lemma 7 (1). We recall that our task is to collapse the conjunction gadget from Figure 8 to the tree A . We start with collapsing the wall below the edge e_{and} and then the lowest floor (except edges belonging to A). We continue with collapsing all walls that used to be attached to the lowest floor. At this step we have the complex depicted in Figure 12. This complex is already a 2-sphere with a hole and with A attached to it. It is easy to collapse it to A in the directions of arrows. \square

Proof of Lemma 8 (1). We recall that our task is to collapse the clause gadget from Figure 9. We will provide a collapsing to the union of paths $p(\ell_i, c)$ and edges (ℓ_2, c) and (ℓ_3, c) . Other cases are analogous. For the picture, we will assume that Bing's room number 1 is above the base floor and Bing's room number 2 is below the base floor as in Figure 13 on the left.

Since (ℓ_1, c) is allowed to be collapsed, we can collapse the left wall of room 2 and then the bottom wall. In next step, we can collapse all walls of room 2 perpendicular to the base floor. We obtain complex as in Figure 13 on the right. Next we collapse

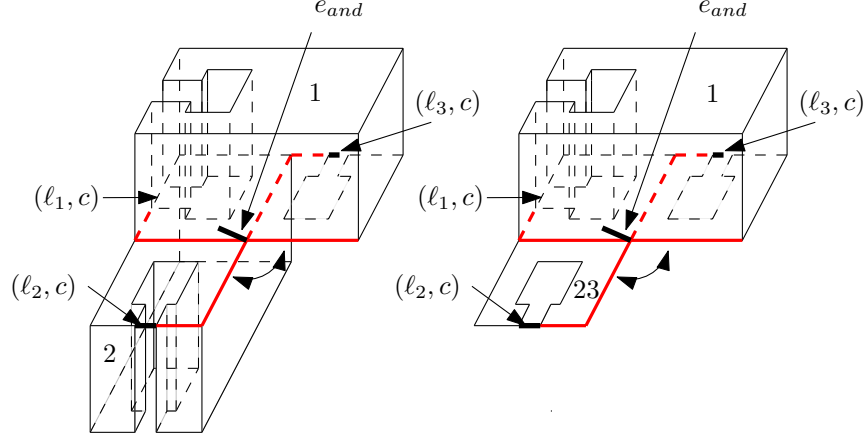


Figure 13: Rooms 1 and 2 of the clause gadget while collapsing it.

the interior of the 23 square so that the edges left of (ℓ_2, c) become free. This means that the room 3 can be collapsed in a similar fashion as we collapsed room 2 (note that after this step only (ℓ_2, c) , $p(\ell_2, c)$ and part of $p(\ell_1, c)$ remain of the 23 square). Finally we can collapse room 1 in a similar fashion taking care that the edge e_{and} remains uncollapsed.

□

Proof of Lemma 6 (1). First we collapse the thick wall of $X(\bar{\ell})$ in the way on Figure 6, on the right. This makes the common edge 89 of $X(\ell)$ and $X(\bar{\ell})$ free. Then the thick wall of $X(\ell)$ can be collapsed so that the upper Bing's room of $X(\ell)$ becomes Bing's room with collapsed thick wall. Then the rest of $X(\ell)$ can be collapsed in very same way as in the proof of Lemma 7 (1) while keeping $p(\ell)$ and $f(\ell)$.

□

Proof of Lemma 6 (2). As soon as we are allowed to collapse $f(\bar{\ell})$, the lower thick wall of $X(\bar{\ell})$ can be collapsed obtaining Bing's room with collapsed thick wall from the lower Bing's room. Now $X(\bar{\ell})$ can be collapsed in analogous way as was presented in the proof of Lemma 7 (1) while keeping the required subcomplex (the role of the lower and upper room are interchanged).

□

Proof of Lemma 9 (1). We use almost the same collapsing procedure as in the proof of Lemma 7 (1). We just remark, that the wall below $e(\ell)$, split by $b(\ell)$ is collapsed in two stages. First the half containing $e(\ell)$ is collapsed; then the lowest floor of $B(\ell)$ is collapsed and finally, the second half of this wall is collapsed.

□

8 Conclusion

We have shown that it is NP-hard to decide whether a 3-dimensional complex collapses to a point. Here we mention few (simple) corollaries of our construction as well as several related questions.

Collapsing d -complexes to k -complexes. Motivated by a question of Malgouyres and Francés [MF08] about higher dimensions, we set up question (d, k) -COLLAPSIBILITY asking whether a given d -dimensional complex collapses to some k -dimensional complex where $d > k \geq 0$ are fixed parameters.

Our result shows that $(3, 0)$ -COLLAPSIBILITY is NP-complete; however, it is not difficult to observe that our result can be extended to showing that (d, k) -COLLAPSIBILITY is NP-complete for any $d \geq 3$ and $k \in \{0, 1\}$. For this it is sufficient to attach a d -simplex to v_{and} , say, and remark that if Φ is not satisfiable, then any collapsing of $K(\Phi)$ yields a complex of dimension 2 or more. (We also remark that the case $d \geq 3$, $k = 1$ can be already obtained from the construction of Malgouyres and Francés.)

As we mentioned in the introduction, it is not hard to see that (d, k) -COLLAPSIBILITY is polynomial time solvable whenever $d \leq 2$, and also in the codimension 1 case (see Proposition 5).

In the remaining cases, $d \geq k + 2 \geq 2$, it is reasonable to believe that an NP-hardness reduction can be obtained with higher dimensional analogues of the gadgets in our construction. However, it does not follow from our construction immediately, therefore we pose this case as a question.

Question 10. *What is the complexity status of (d, k) -COLLAPSIBILITY for $d \geq k + 2 \geq 2$?*

Collapsing to a fixed 1-complex. In fact, our construction also shows that it is NP-complete to decide whether a 3-dimensional complex collapses to a fixed 1-complex. For this, it is sufficient to attach the fixed 1-complex to v_{and} (and eventually a d -simplex for $d \geq 3$ again if we want to reach higher dimension).

Collapsing of complexes from a specific class. In general we can consider two collections of simplicial complexes, the initial collection \mathcal{I} and the target collection \mathcal{T} . The $(\mathcal{I}, \mathcal{T})$ -COLLAPSIBILITY question asks whether the given input complex from \mathcal{I} collapses to some complex from \mathcal{T} . It would be interesting to know whether this question is polynomial time solvable for some natural choices of \mathcal{T} and \mathcal{I} . One natural choice, in the author's opinion, is when \mathcal{I} is a collection of triangulated d -balls for some $d \geq 3$ and \mathcal{T} is simply a point. Note that even in this setting the question is non-trivial since there exist non-collapsible d -balls; see, e.g., [Ben12, Corollary 4.25]. However, even in this case we suspect NP-hardness.

Acknowledgements

I would like to thank Dominique Attali, Bruno Benedetti, Anders Björner, Alexander Engström, André Lieutier and Rémy Malgouyres for helpful answers to my questions and/or providing useful references. I also thank the anonymous referee for a list of very helpful comments.

References

- [AL15] D. Attali and A. Lieutier. Geometry-driven Collapses for Converting a Čech Complex into a Triangulation of a Nicely Triangulable Shape. *Discrete & Computational Geometry*, pages 1–28, 2015. Online first.
- [Ben12] B. Benedetti. Discrete Morse theory for manifolds with boundary. *Trans. Amer. Math. Soc.*, 364(12):6631–6670, 2012.
- [BL14] B. Benedetti and F. H. Lutz. Random discrete Morse theory and a new library of triangulations. *Exp. Math.*, 23(1):66–94, 2014.
- [EG96] Ö. Egecioglu and T. F. Gonzalez. A computationally intractable problem on simplicial complexes. *Comput. Geom.*, 6(2):85–98, 1996.
- [For98] R. Forman. Morse theory for cell complexes. *Adv. Math.*, 134(1):90–145, 1998.
- [Hak73] W. Haken. Connections between topological and group theoretical decision problems. In *Word problems: decision problems and the Burnside problem in group theory (Conf., Univ. California, Irvine, Calif., 1969; dedicated to Hanna Neumann)*, pages 427–441. Studies in Logic and the Foundations of Math., Vol. 71. North-Holland, Amsterdam, 1973.
- [HAMS93] C. Hog-Angeloni, W. Metzler, and A. J. Sieradski. *Two-dimensional homotopy and combinatorial group theory*, volume 197. Cambridge University Press, 1993.
- [Hat01] A. Hatcher. *Algebraic Topology*. Cambridge University Press, Cambridge, 2001.
- [JP06] M. Joswig and M. E. Pfetsch. Computing optimal Morse matchings. *SIAM J. Discrete Math.*, 20(1):11–25 (electronic), 2006.
- [Mat03] J. Matoušek. *Using the Borsuk-Ulam theorem*. Universitext. Springer-Verlag, Berlin, 2003.
- [MF08] R. Malgouyres and A. R. Francés. Determining whether a simplicial 3-complex collapses to a 1-complex is NP-complete. *DGCI*, pages 177–188, 2008.

- [Mun84] J. R. Munkres. *Elements of Algebraic Topology*. Addison - Wesley, 1984.
- [Nab95] A. Nabutovsky. Einstein structures: Existence versus uniqueness. *Geom. Funct. Anal.*, 5(1):76–91, 1995.
- [Tan10] M. Tancer. d -collapsibility is NP-complete for d greater or equal to 4. *Chicago Journal of Theoretical Computer Science*, 2010(3):1–28, June 2010.
- [Tan12] M. Tancer. Recognition of collapsible complexes is NP-complete. Preprint (version v1); <http://arxiv.org/abs/1211.6254v1>, 2012.
- [VKF74] I.A. Volodin, V.E. Kuznetsov, and A.T. Fomenko. The problem of discriminating algorithmically the standard three-dimensional sphere. *Usp. Mat. Nauk*, 29(5):71–168, 1974. In Russian. English translation: *Russ. Math. Surv.* 29,5:71–172 (1974).
- [Weg75] G. Wegner. d -collapsing and nerves of families of convex sets. *Arch. Math.*, 26:317–321, 1975.

A Unrecognizability of contractible complexes

Here we briefly discuss the current state of art regarding the recognition of contractible complexes. We first focus on the case of complexes of dimension at least 5.

Theorem 11 (Novikov). *For every $d \geq 5$, it is algorithmically undecidable whether a given simplicial complex of dimension at most d is contractible.*

The proof of Theorem 11 easily follows from [VKF74, §10]. We sketch a proof here.

Sketch of a proof of Theorem 11. Novikov [VKF74, §10] shows the existence of efficiently constructible sequence M_j of d -manifolds such that M_j is a ball if and only if $\pi(M_j)$ is trivial and it is algorithmically undecidable whether $\pi(M_j)$ is trivial. In particular, M_j is contractible if and only if $\pi(M_j)$ is trivial. In order to finish the proof, we need to know that M_j can be efficiently constructed as a simplicial complex. This can be indeed done by inspecting the proof in [VKF74] with not too much effort. \square

An alternative proof can be obtained from a more complete exposition by Nabutovsky; see the appendix of [Nab95]. This is done in an earlier version of this paper [Tan12]. The proof there is in full detail. It is easier to get a triangulation, because the analogues of M_j are zero sets of some polynomials with rational coefficients. On the other hand, the overall proof is slightly more complicated since it is necessary to transform spheres into balls.

The dimension 5 in Theorem 11 can be dropped to 4, if we greedily collapse 5-dimensional simplices of Θ_i via some of their 4-dimensional faces. Note that we cannot

get stuck on a 5-dimensional complex, since Θ_i is connected. (The author learnt this idea, in a different context, from Bruno Benedetti.)

On the other hand, the contractibility question for complexes of dimension at most 1 is trivially polynomial-time solvable since it is equivalent with recognition of trees (as graphs).

Regarding complexes of dimension at most 2 or 3, the decidability of the contractibility question is open in these two cases to the best knowledge of the author. In particular, in dimension 2, this question is equivalent to the triviality of finite *balanced* representations of groups; see the exercise above Subsection I.1.4 in [HAMS93].

We also remark that it is well-known that the triviality of the fundamental group is algorithmically undecidable already for complexes of dimension 2; see, e.g., [Hak73]. This is equivalent with contractibility of each loop in the complex. However, this question should not be confused with the contractibility of the complex. On the level of group presentations, the triviality of the fundamental group corresponds to the triviality of any finite presentations of groups, not necessarily balanced.