

Estimating the Static Parameters in Linear Gaussian Multiple Target Tracking Models

Sinan Yıldırım^{a,b}, Lan Jiang^b, Sumeetpal S. Singh^b, Tom Dean

Abstract—We present both offline and online maximum likelihood estimation (MLE) techniques for inferring the static parameters of a multiple target tracking (MTT) model with linear Gaussian dynamics. We present the batch and online versions of the expectation-maximisation (EM) algorithm for short and long data sets respectively, and we show how Monte Carlo approximations of these methods can be implemented. Performance is assessed in numerical examples using simulated data for various scenarios and a comparison with a Bayesian estimation procedure is also provided.

I. INTRODUCTION

The multiple target tracking (MTT) problem concerns the analysis of data from multiple moving objects which are partially observed in noise to extract accurate motion trajectories. The MTT framework has been traditionally applied to solve surveillance problems but more recently there has been a surge of interest in Biological Signal Processing, e.g. see [34].

The MTT framework is comprised of the following ingredients. A set of multiple independent targets moving in the surveillance region in a Markov fashion. The number of targets varies over time due to departure of existing targets (known as death) and the arrival of new targets (known as birth). The initial number of targets are unknown and the maximum number of targets present at any given time is unrestricted. At each time each target may generate an observation which is a noisy record of its *state*. Targets that do not generate observations are said to be undetected at that time. Additionally, there may be spurious observations generated which are unrelated to targets (known as clutter). The observation set at each time is the collection of all target generated and false measurements recorded at that time, but without any information on the origin or association of the measurements. False measurements, unknown origin of recorded measurements, undetected targets and a time varying number of targets render the task of extracting the motion trajectory of the underlying targets from the observation record, which is known as *tracking* in the literature, a highly challenging problem.

There is a large body of work on the development of algorithms for tracking multiple moving targets. These algorithms can be categorised by how they handle the data association (or unknown origin of recorded measurements)

^a: Statistical Laboratory, Department of Pure Mathematics and Mathematical Statistics, University of Cambridge, UK

^b: Department of Engineering, University of Cambridge, UK

L. Jiang, S.S. Singh and T. Dean's research is funded by the Engineering and Physical Sciences Research Council (EP/G037590/1) whose support is gratefully acknowledged.

Some of the results in this work was presented by the authors in Yıldırım et al. [33]

problem. Among the main approaches are the Multiple Hypothesis Tracking (MHT) algorithm [22] and the probabilistic MHT (PMHT) variant [26], the joint probabilistic data association filter (JPDAF) [1, 2], and the probability hypothesis density (PHD) filter [15, 24]. With the advancement of Monte Carlo methodology, sequential Monte Carlo (SMC) (or particle filtering) and Markov chain Monte Carlo (MCMC) methods have been applied to the MTT problem, e.g. SMC and MCMC implementations of JPDA [14, 19], SMC implementations of the MHT and PMHT [20, 27], and PHD filter [28, 29, 32].

Compared to the huge amount of work on developing tracking algorithms, the problem of estimating the static parameters of the tracking model has been largely neglected, although it is rarely the case that these parameters are known. Some exceptions include the work of Storlie et al. [25] where they extended the MHT algorithm to simultaneously estimate the parameters of the MTT model. A full Bayesian approach for estimating the model parameters using MCMC was presented in Yoon and Singh [34]. Singh et al. [23] presented an approximated maximum likelihood method derived by using a Poisson approximation for the posterior distribution of the hidden targets which is also central to the derivation of PHD filter in Mahler [15]. Additionally, versions of PHD and Cardinalised PHD (CPHD) filters that can learn the clutter rate and detection profile while filtering are proposed in [16].

In this paper, we present maximum likelihood estimation (MLE) algorithms to infer *all* the static parameters of the MTT model when the individual targets move according to a linear Gaussian state-space model and when the target generated observations are linear functions of the target state corrupted with additive Gaussian noise; we will henceforth call this a linear Gaussian MTT model. We maximise the likelihood function using the expectation-maximisation (EM) algorithm and we present both online and batch EM algorithms. For a linear Gaussian MTT model we are able to present the exact recursions for updating static parameter estimate. To the best of our knowledge, this is a novel development in the target tracking field. We stress though that these recursions are not obvious by virtue of the model being linear Gaussian. This is because the MTT model allows for false measurements, unknown origin of recorded measurements, undetected targets and a time varying number of targets with unknown birth and death times. To implement the proposed EM algorithms, an estimate of the posterior distribution of the hidden targets given the observations is required, and in the linear gaussian setting, the continuous values of the target states can be marginalised out. But, because the number of possible association of observations to targets grows very quickly with time,

we have to resort to approximation schemes that focus the computation in the expectation(E)-step of the EM algorithms on the most likely associations; that is, we approximate the E-step with a Monte Carlo method. For this we employ both SMC and MCMC which give rise to the following different MLE algorithms:

- SMC-EM and MCMC-EM algorithms for offline estimation; and
- SMC online EM for online estimation.

We implement these three algorithms for simulated examples under various tracking scenarios and provide recommendations for the practitioner on which one is to be preferred.

The EM algorithms we present in this paper can be implemented with any Monte-Carlo scheme for inferring the target states in MTT and reducing the errors in the approximation of the E-step can only be beneficial to the EM parameter estimates. We do not fully explore the use of the various Monte Carlo target tracking algorithms that have been proposed in the literature and instead focus on the following two. When using SMC to approximate the E-step, we compute the L -best assignments [18] as the sequential proposal scheme of the particle filter. This L -best assignments approach has appeared previously in the literature in the context of tracking, e.g. see Cox and Miller [6], Danchick and Newnam [7], Ng et al. [19]. The MCMC algorithm we use for the E-step is the MCMC-DA algorithm proposed for target tracking in Oh et al. [20]. For further assessment/comparison of the EM algorithms, we also implement a full Bayesian estimation approach which is essentially a Gibbs like sampler for estimating the static parameters that alternates between sampling the target states and static parameter. Note that the Bayesian approach is not novel and as it been proposed by Yoon and Singh [34]. It is implemented in this work for the purpose of comparison with the MLE techniques.

The remainder of the paper is organised as follows. In Section II, we describe the MTT model and formulate the static parameter estimation problem. In Section III, we present the batch and online EM algorithms. Section IV contains the numerical examples and we conclude the paper with a discussion of our findings in Section V. The Appendix contains further details on the derivation of the MTT EM algorithm, and details of the SMC and MCMC algorithms we use in this paper.

A. Notation

We introduce random variables (also sets and mappings) with capital letters such as X, Y, Z, \mathbf{X}, A and denote their realisations by corresponding small case letters x, y, z, \mathbf{x}, a . If a non-discrete random variable X has a density $\nu(x)$, with all densities being defined w.r.t. the Lebesgue measure (denoted by dx), we write $X \sim \nu(\cdot)$ to make explicit the law of X . We use $\mathbb{E}_\theta[\cdot|\cdot]$ for the (conditional) expectation operator; for jointly distributed random variables X, Y and Z and a function $(x, z) \rightarrow f(x, z)$, $\mathbb{E}_\theta[f(X, Z)|Y = y]$ is the expectation of the random variable $f(X, Z)$ w.r.t. the joint distribution of X, Z conditioned on $Y = y$. $\mathbb{E}_\theta[f(X, z)|y]$ is the expectation of the function $x \rightarrow f(x, z)$ for a fixed z given $Y = y$.

II. MULTIPLE TARGET TRACKING MODEL

Consider first a *single* target tracking model where a moving object (or target) is observed when it traverses in a surveillance region. We define the target state and the noisy observation at time t to be the random variables $X_t \in \mathcal{X} \subset \mathbb{R}^{d_x}$ and $Y_t \in \mathcal{Y} \subset \mathbb{R}^{d_y}$ respectively. The statistical model most commonly used for the evolution of a target and its observations $\{X_t, Y_t\}_{t \geq 1}$ is the hidden Markov model (HMM). In a HMM, it is assumed that $\{X_t\}_{t \geq 1}$ is a hidden Markov process with initial and transition probability densities μ_ψ and f_ψ , respectively, and $\{Y_t\}_{t \geq 1}$ is the observation process with the conditional observation density g_ψ , i.e.

$$\begin{aligned} X_1 &\sim \mu_\psi(\cdot), & X_t|(X_{1:t-1} = x_{1:t-1}) &\sim f_\psi(\cdot|x_{t-1}) \\ Y_t &\left(\{X_i = x_i\}_{i \geq 1}, \{Y_i = y_i\}_{i \neq t} \right) &&\sim g_\psi(\cdot|x_t). \end{aligned} \quad (1)$$

Here the densities μ_ψ , f_ψ and g_ψ are parametrised by a real valued vector $\psi \in \Psi \subset \mathbb{R}^{d_\psi}$. In this paper, we consider a specific type of HMM, the Gaussian linear state-space model (GLSSM), which can be specified as

$$\begin{aligned} \mu_\psi(x) &= \mathcal{N}(x; \mu_b, \Sigma_b), & f_\psi(x'|x) &= \mathcal{N}(x'; Fx, W), \\ g_\psi(y|x) &= \mathcal{N}(y; Gx, V). \end{aligned} \quad (2)$$

where $\mathcal{N}(x; \mu, \Sigma)$ denotes the probability density function for the multivariate normal distribution with mean μ and covariance Σ . In this case, $\psi = (\mu_b, \Sigma_b, F, G, W, V)$.

In a MTT model, the state and the observation at each time ($t \geq 1$) are random finite sets, $\mathbf{X}_t = (X_{t,1}, X_{t,2}, \dots, X_{t,K_t^x})$ and $\mathbf{Y}_t = (Y_{t,1}, Y_{t,2}, \dots, Y_{t,K_t^y})$. Here each element of \mathbf{X}_t is the state of an individual target and elements of \mathbf{Y}_t are the distinct measurements of these targets at time t . The number of targets K_t^x under surveillance changes over time due to targets entering and leaving the surveillance region \mathcal{X} . \mathbf{X}_t evolves to \mathbf{X}_{t+1} as follows: with probability p_s each target \mathbf{X}_t ‘survives’ and is displaced according to the state transition density f_ψ in (2), otherwise it dies. The random deletion and Markov motion happens independently for all the elements of \mathbf{X}_t . In addition to the surviving targets, new targets are created. The number of new targets created per time follows a Poisson distribution with mean λ_b and each of their states is initiated independently according to the initial density μ_ψ in (2). Now \mathbf{X}_{t+1} is defined to be the superposition of the states of the surviving and evolved targets from time t and the newly born targets at time $t+1$. The elements of \mathbf{X}_t are observed through a process of random thinning and displacement: with probability p_d , each point of \mathbf{X}_t generates a noisy observation in the observation space \mathcal{Y} through the observation density g_ψ in (2). This happens independently for each point of \mathbf{X}_t . In addition to these target generated observations, false measurements are also generated. The number of false measurements collected at each time follows a Poisson distribution with mean λ_f and their values are uniform over \mathcal{Y} . \mathbf{Y}_t is the superposition of observations originating from the detected targets and these false measurements.

A series of random variables, which are essential for the statistical analysis to follow are now defined. Let C_t^s be a $K_{t-1}^x \times 1$ vector of 1’s and 0’s where 1’s indicate survivals

and 0's indicate deaths of targets from time $t - 1$. For $i = 1, \dots, K_{t-1}^x$,

$$C_t^s(i) = \begin{cases} 1 & i\text{'th target at time } t-1 \text{ survives to time } t \\ 0 & i\text{'th target at time } t-1 \text{ does not survive to } t \end{cases}.$$

The number of surviving targets at time t is $K_t^s = \sum_{i=1}^{K_{t-1}^x} C_t^s(i)$. We also define the $K_t^s \times 1$ vector I_t^s containing the indices of surviving targets at time t ,

$$I_t^s(i) = \min \left\{ k : \sum_{j=1}^k C_t^s(j) = i \right\}, \quad i = 1, \dots, K_t^s.$$

Note that $I_t^s(i)$ will also denote the ancestor of target i from time $t - 1$, i.e. $X_{t-1, I_t^s(i)}$ evolves to $X_{t,i}$ for $i = 1, \dots, K_t^s$. Denoting the number of 'births' at time n as K_t^b , we have $K_t^x = K_t^s + K_t^b$. Note that according to these definitions, the surviving targets from time $t - 1$ are re-labeled as $X_{t,1}, \dots, X_{t, K_t^s}$, and the newly born targets are denoted as $X_{t, K_t^s+1}, \dots, X_{t, K_t^x}$. Next, given K_t^x targets we define C_t^d to be a $K_t^x \times 1$ vector of 1's and 0's where 1's indicate detections and 0's indicate non-detections. For $i = 1, \dots, K_t^x$,

$$C_t^d(i) = \begin{cases} 1 & i\text{'th target at time } t \text{ is detected at time } t, \\ 0 & i\text{'th target at time } t \text{ is not detected at time } t. \end{cases}$$

Therefore, the number of detected targets at time t is $K_t^d = \sum_{i=1}^{K_t^x} C_t^d(i)$. Similarly, we also define the $K_t^d \times 1$ vector I_t^d showing the indices of the detected targets,

$$I_t^d(i) = \min \left\{ k : \sum_{j=1}^k C_t^d(j) = i \right\}, \quad i = 1, \dots, K_t^d.$$

$I_t^d(i)$ denotes the label of the i -th detected target at time t . So the detected targets at time t are $X_{t, I_t^d(1)}, \dots, X_{t, I_t^d(K_t^d)}$. Finally, defining the number of false measurements at time t as K_t^f , we have $K_t^y = K_t^d + K_t^f$ and the association from the detected targets to the observations can be represented by a one-to-one mapping

$$A_t : \{1, \dots, K_t^d\} \rightarrow \{1, \dots, K_t^y\}$$

where at time t the i 'th detected target is target $I_t^d(i)$ with state value $X_{t, I_t^d(i)}$ and generates $Y_{t, A_t(i)}$. We assume that A_t is uniform over the set of all $K_t^y! / K_t^d!$ possible one-to-one mappings. To summarise, we give the list of the random variables in the MTT model introduced in this section as well as a sample realisation of them in Figure 1.

The main difficulty in an MTT problem is that in general we do not know birth-death times of targets, whether they are detected or not, and which observation point in \mathbf{Y}_t is associated to which detected target in \mathbf{X}_t . Let

$$Z_t = \left(C_t^s, C_t^d, K_t^b, K_t^f, A_t \right)$$

be the collection of the just mentioned unknown random variables at time t , and

$$\theta = (\psi, p_s, p_d, \lambda_b, \lambda_f) \in \Theta = \Psi \times [0, 1]^2 \times [0, \infty)^2$$

be the vector of the MTT model parameters. We can write the joint likelihood of all the random variables of the MTT model up to time n given θ as

$$p_\theta(z_{1:n}, \mathbf{x}_{1:n}, \mathbf{y}_{1:n}) = p_\theta(z_{1:n}) p_\theta(\mathbf{x}_{1:n} | z_{1:n}) p_\theta(\mathbf{y}_{1:n} | \mathbf{x}_{1:n}, z_{1:n})$$

where

$$p_\theta(z_{1:n}) = \prod_{t=1}^n \left(p_s^{k_t^s} (1 - p_s)^{k_{t-1}^x - k_t^s} \mathcal{P}\mathcal{O}(k_t^b; \lambda_b) p_d^{k_t^d} (1 - p_d)^{k_t^x - k_t^d} \mathcal{P}\mathcal{O}(k_t^f; \lambda_f) \frac{k_t^f!}{k_t^y!} \right) \quad (3)$$

$$p_\theta(\mathbf{x}_{1:n} | z_{1:n}) = \prod_{t=1}^n \left(\prod_{j=1}^{k_t^s} f_\psi(x_{t,j} | x_{t-1, i_t^s(j)}) \prod_{j=k_t^s+1}^{k_t^x} \mu_\psi(x_{t,j}) \right) \quad (4)$$

$$p_\theta(\mathbf{y}_{1:n} | \mathbf{x}_{1:n}, z_{1:n}) = \prod_{t=1}^n \left(|\mathcal{Y}|^{-k_t^f} \prod_{j=1}^{k_t^d} g_\psi(y_{t, a_t(j)} | x_{t, i_t^d(j)}) \right) \quad (5)$$

Here $\mathcal{P}\mathcal{O}(k; \lambda)$ denotes the probability mass function of the Poisson distribution with mean λ , $|\mathcal{Y}|$ is the volume (w.r.t. the Lebesgue measure) of \mathcal{Y} and the term $k_t^f! / k_t^y!$ in (3) corresponds to the law of A_t . The marginal likelihood of the observation sequence $\mathbf{y}_{1:n}$ is

$$p_\theta(\mathbf{y}_{1:n}) = \mathbb{E}_\theta [p_\theta(\mathbf{y}_{1:n} | \mathbf{X}_{1:n}, Z_{1:n})]. \quad (6)$$

The main aim of this paper is, given $\mathbf{Y}_{1:n} = \mathbf{y}_{1:n}$, to estimate the static parameter θ^* where we assume the data is generated by some true but unknown $\theta^* \in \Theta$. Our main contribution is to present the EM algorithms, both batch and online versions, for computing the MLE of θ^* :

$$\theta_{\text{ML}} = \arg \max_{\theta \in \Theta} p_\theta(\mathbf{y}_{1:n}).$$

For comparison sake we also present the Bayesian estimate of θ^* . In the Bayesian approach, the static parameter is treated as random variable taking values θ in Θ with a probability density $\eta(\theta)$ and the aim is to evaluate the density of the posterior distribution of θ given $\mathbf{y}_{1:n}$, i.e.

$$p(\theta | \mathbf{y}_{1:n}) = \frac{\eta(\theta) p_\theta(\mathbf{y}_{1:n})}{\int_{\Theta} \eta(\theta) p_\theta(\mathbf{y}_{1:n}) d\theta}.$$

Yoon and Singh [34] use MCMC to sample from $p(\theta | \mathbf{y}_{1:n})$ which integrates both Metropolis-Hastings and Gibbs moves.

III. EM ALGORITHMS FOR MTT

In this section we present the batch and online EM algorithms for linear Gaussian MTT models. The notation is involved and we provide a list of the important variables used in the derivation of the EM algorithms in Table I at the end of the section.

A. Batch EM for MTT

Given $\mathbf{Y}_{1:n} = \mathbf{y}_{1:n}$, the EM algorithm for maximising $p_\theta(\mathbf{y}_{1:n})$ in (6) is given by the following iterative procedure: if θ_j is the estimate of the EM algorithm at the j 'th iteration, then at iteration $j+1$ the estimate is updated by first calculating the

Complete list of random variables of the MTT model

$X_{t,k}, Y_{t,k}$: k 'th target and k 'th observation at time t .
 $\mathbf{X}_t = \{X_{1,t}, \dots, X_{K_t^x}\}$, $\mathbf{Y}_t = \{Y_{t,1}, \dots, Y_{t,K_t^y}\}$: Sets of targets and observations at time t .
 K_t^b, K_t^f : Numbers of newborn targets and false measurements at time t .
 K_t^s, K_t^d : Numbers of targets survived from time $t-1$ to time t and detected at time t .
 K_t^x, K_t^y : Numbers of alive targets and observations at time t . $K_t^x = K_t^s + K_t^b$, $K_t^y = K_t^d + K_t^f$.
 C_t^s : $K_{t-1}^x \times 1$ vector of 0's and 1's indicating surviving targets from time $t-1$ to time t .
 C_t^d : $K_t^x \times 1$ vector of 0's and 1's indicating detected targets at time t .
 I_t^s : $K_t^s \times 1$ vector of labels of surviving targets from time $t-1$ to time t .
 I_t^d : $K_t^d \times 1$ vector of labels of detected targets at time t .
 A_t : $\{1, \dots, K_t^d\} \rightarrow \{1, \dots, K_t^y\}$: Association from detected targets to observations at time t .

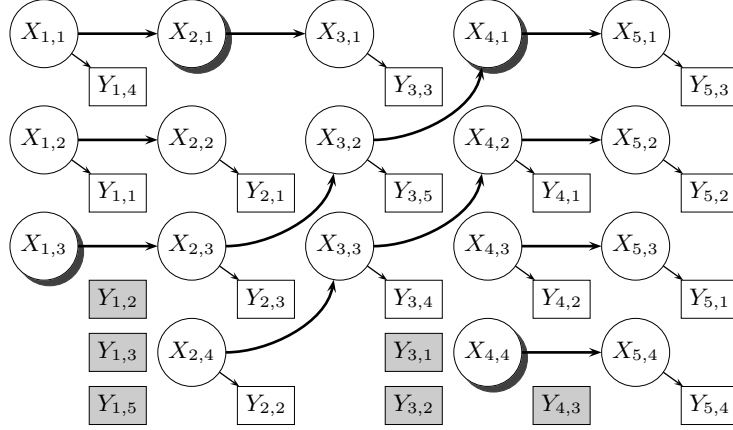


Fig. 1. Top: Complete list of the discrete random variables of the MTT model. Bottom: A realisation from MTT model: States of a targets are connected with arrows and with its observations when detected. Undetected targets highlighted with shadows, and false measurements are coloured grey. $C_{1:5}^s = ([], [1, 1, 1], [1, 0, 1, 1], [0, 1, 1], [1, 1, 1, 1])$; $I_{1:5}^s = ([], [1, 2, 3], [1, 3, 4], [2, 3], [1, 2, 3, 4])$; $C_{1:5}^d = ([1, 1, 0], [0, 1, 1, 1], [1, 1, 1], [0, 1, 1, 0], [1, 1, 1, 1])$; $I_{1:5}^d = ([1, 2], [2, 3, 4], [1, 2, 3], [2, 3], [1, 2, 3, 4])$; $K_{1:5}^s = (0, 3, 3, 2, 4)$; $K_{1:5}^b = (3, 1, 0, 2, 0)$; $K_{1:5}^d = (2, 3, 3, 2, 4)$; $K_{1:5}^f = (3, 0, 2, 1, 0)$, $A_{1:5} = ([4, 1], [1, 3, 2], [3, 5, 4], [1, 2], [3, 2, 1, 4])$.

following intermediate optimisation criterion, which is known as the expectation (E) step,

$$\begin{aligned}
 Q(\theta_j, \theta) &= \mathbb{E}_{\theta_j} [\log p_{\theta}(\mathbf{X}_{1:n}, Z_{1:n}, \mathbf{y}_{1:n}) | \mathbf{y}_{1:n}] \\
 &= \mathbb{E}_{\theta_j} [\log p_{\theta}(Z_{1:n}) + \log p_{\theta}(\mathbf{X}_{1:n}, \mathbf{y}_{1:n} | Z_{1:n}) | \mathbf{y}_{1:n}] \\
 &= \mathbb{E}_{\theta_j} [\log p_{\theta}(Z_{1:n}) \\
 &\quad + \mathbb{E}_{\theta_j} \{\log p_{\theta}(\mathbf{X}_{1:n}, \mathbf{y}_{1:n} | Z_{1:n}) | \mathbf{y}_{1:n}, Z_{1:n}\} | \mathbf{y}_{1:n}]
 \end{aligned} \quad (7)$$

The updated estimate is then computed in the maximisation (M) step

$$\theta_{j+1} = \arg \max_{\theta \in \Theta} Q(\theta_j, \theta)$$

This procedure is repeated until θ_j converges (or in practice ceases to change significantly). From equations (2)-(5), it can be shown that the E-step at the j 'th iteration reduces to calculating the expectations of fifteen sufficient statistics of $\mathbf{x}_{1:n}$, $z_{1:n}$ and $\mathbf{y}_{1:n}$ denoted by $S_{1,n}, \dots, S_{15,n}$. (From now on, any dependency on $\mathbf{y}_{1:n}$ in these sufficient statistics and further variables arising from them will be omitted from the notation for simplicity.) Sufficient statistics $S_{1,n}(\mathbf{x}_{1:n}, z_{1:n})$ to

$S_{7,n}(\mathbf{x}_{1:n}, z_{1:n})$ are:

$$\begin{aligned}
 &\sum_{t=1}^n \sum_{k=1}^{k_t^d} x_{t,i_t^d(k)} x_{t,i_t^d(k)}^T, \quad \sum_{t=1}^n \sum_{k=1}^{k_t^d} x_{t,i_t^d(k)} y_{t,a_t(k)}^T, \\
 &\sum_{t=2}^n \sum_{k=1}^{k_t^s} x_{t-1,i_t^s(k)} x_{t-1,i_t^s(k)}^T, \quad \sum_{t=2}^n \sum_{k=1}^{k_t^s} x_{t,k} x_{t,k}^T, \\
 &\sum_{t=2}^n \sum_{k=1}^{k_t^s} x_{t-1,i_t^s(k)} x_{t,k}^T, \quad \sum_{t=1}^n \sum_{k=k_t^s+1}^{k_t^x} x_{t,k}, \quad \sum_{t=1}^n \sum_{k=k_t^s+1}^{k_t^x} x_{t,k} x_{t,k}^T,
 \end{aligned} \quad (8)$$

These sufficient statistics are related to those used for estimating the static parameters of a linear Gaussian single target tracking model, and this relation will be made more explicit later. The rest of the sufficient statistics $S_{8,n}(z_{1:n})$ to $S_{15,n}(z_{1:n})$ do not depend on $\mathbf{x}_{1:n}$.

$$\begin{aligned}
 &[S_{8,n}, \dots, S_{15,n}](z_{1:n}) \\
 &= \sum_{t=1}^n \left[\sum_{k=1}^{k_t^d} y_{t,a_t(k)} y_{t,a_t(k)}^T, k_t^d, k_t^x, k_t^s, k_{t-1}^x, k_t^b, k_t^f, 1 \right]
 \end{aligned} \quad (9)$$

Let $S_{m,n}^{\theta}$ denote the expectation of the m 'th sufficient statistic w.r.t. the law of the latent variables $\mathbf{X}_{1:n}$ and $Z_{1:n}$ conditional

upon the observation $\mathbf{y}_{1:n}$ for a given θ , i.e.

$$S_{m,n}^\theta = \begin{cases} \mathbb{E}_\theta [S_{m,n}(\mathbf{X}_{1:n}, Z_{1:n}) | \mathbf{y}_{1:n}] & 1 \leq m \leq 7, \\ \mathbb{E}_\theta [S_{m,n}(Z_{1:n}) | \mathbf{y}_{1:n}] & 8 \leq m \leq 15. \end{cases} \quad (10)$$

Then the solution to the M-step is given by a known function $\Lambda : \{(S_{1,n}^\theta, \dots, S_{15,n}^\theta)\} \rightarrow \Theta$ such that at iteration j

$$\theta_{j+1} = \arg \max_{\theta} Q(\theta_j, \theta) = \Lambda \left(S_{1,n}^{\theta_j}, \dots, S_{15,n}^{\theta_j} \right).$$

The explicit expression of Λ depends on the parametrisation of the MTT model, in particular on the parametrisation of the matrices $F, G, W, V, \mu_b, \Sigma_b$ as in the following example.

Example 1. (*The constant velocity model:*) *Each target has a position and velocity in the xy -plane and hence*

$$X_t = [X_t(1), X_t(2), X_t(3), X_t(4)]^T \in \mathcal{X} = \mathbb{R}^2 \times [0, \infty)^2,$$

where $X_t(1), X_t(2)$ are the x and y coordinates and $X_t(3), X_t(4)$ are the velocities in x and y directions. Only a noisy measurement of the position of the target is available

$$[Y_t(1), Y_t(2)] \in \mathcal{Y} = [-\kappa, \kappa]^2.$$

We assumed a bounded \mathcal{Y} and regard observations that are not recorded due to being outside this interval as also a missed detection. With reference to (2), the single target state-space model is

$$\begin{aligned} \mu_b &= [\mu_{bx}, \mu_{by}, 0, 0]^T, \quad \Sigma_b = \begin{pmatrix} \sigma_{bp}^2 I_{2 \times 2} & \mathbf{0}_{2 \times 2} \\ \mathbf{0}_{2 \times 2} & \sigma_{bv}^2 I_{2 \times 2} \end{pmatrix} \\ F &= \begin{pmatrix} I_{2 \times 2} & \Delta I_{2 \times 2} \\ \mathbf{0}_{2 \times 2} & I_{2 \times 2} \end{pmatrix}, \quad G = \begin{pmatrix} I_{2 \times 2} & \mathbf{0}_{2 \times 2} \end{pmatrix} \\ W &= \begin{pmatrix} \sigma_{xp}^2 I_{2 \times 2} & \mathbf{0}_{2 \times 2} \\ \mathbf{0}_{2 \times 2} & \sigma_{xv}^2 I_{2 \times 2} \end{pmatrix}, \quad V = \sigma_y^2 I_{2 \times 2} \end{aligned}$$

Therefore, the parameter vector of this MTT model is

$$\theta = (\lambda_b, \lambda_f, p_d, p_s, \mu_{bp}, \mu_{bv}, \sigma_{bp}^2, \sigma_{bv}^2, \sigma_{xp}^2, \sigma_{xv}^2, \sigma_y^2).$$

The update rule Λ for θ at the M-step of the EM algorithm is

$$\begin{aligned} \mu_{bx} &= S_{6,n}^\theta(1)/S_{13,n}^\theta, \quad \mu_{by} = S_{6,n}^\theta(2)/S_{13,n}^\theta, \\ \sigma_{bp}^2 &= \frac{1}{2} S_{13,n}^\theta \text{tr} \left((S_{7,n}^\theta - 2S_{6,n}^\theta \mu_b^T + S_{13,n}^\theta \mu_b \mu_b^T) M_p^T M_p \right) \\ \sigma_{bv}^2 &= \frac{1}{2} S_{13,n}^\theta \text{tr} \left((S_{7,n}^\theta - 2S_{6,n}^\theta \mu_b^T + S_{13,n}^\theta \mu_b \mu_b^T) M_v^T M_v \right) \\ \sigma_{xp}^2 &= \text{tr} (S_{4,n}^\theta M_p^T M_p - 2S_{5,n}^\theta M_p F_p + S_{3,n}^\theta F_p^T F_p) / 2S_{11,n}^\theta, \\ \sigma_{xv}^2 &= \text{tr} (S_{4,n}^\theta M_v^T M_v - 2S_{5,n}^\theta M_v F_v + S_{3,n}^\theta F_v^T F_v) / 2S_{11,n}^\theta, \\ \sigma_y^2 &= \text{tr} (S_{8,n}^\theta - 2GS_{2,n}^\theta + GS_{1,n}^\theta G^T) / 2S_{9,n}^\theta, \\ p_d &= S_{9,n}^\theta / S_{10,n}^\theta, \quad p_s = S_{11,n}^\theta / S_{12,n}^\theta, \\ \lambda_b &= S_{13,n}^\theta / S_{15,n}^\theta, \quad \lambda_f = S_{14,n}^\theta / S_{15,n}^\theta, \end{aligned}$$

where $M_p = [I_{2 \times 2} \quad \mathbf{0}_{2 \times 2}]$, $M_v = [\mathbf{0}_{2 \times 2} \quad I_{2 \times 2}]$, and F_p and F_v are the upper and lower halves of F , that is $F_p(i, j) = F(i, j)$ and $F_v(i, j) = F(2 + i, j)$ for $i = 1, 2$ and $j = 1, \dots, 4$.

1) *Estimation of sufficient statistics:* It is easy to calculate the expectation of the sufficient statistics in (9) that do not depend on $\mathbf{x}_{1:n}$. Noting that Z_t is discrete, we simply calculate $S_{m,n}(z_{1:n})$ for every $z_{1:n}$ with a positive mass w.r.t. to the density $p_\theta(z_{1:n} | \mathbf{y}_{1:n})$ and calculate the expectations as

$$S_{m,n}^\theta = \sum_{z_{1:n}} S_{m,n}(z_{1:n}) p_\theta(z_{1:n} | \mathbf{y}_{1:n}).$$

For those sufficient statistics in (8) that depend on $\mathbf{x}_{1:n}$, consider the last expression in (7) with the following factorisation of the posterior

$$p_\theta(\mathbf{x}_{1:n}, z_{1:n} | \mathbf{y}_{1:n}) = p_\theta(\mathbf{x}_{1:n} | z_{1:n}, \mathbf{y}_{1:n}) p_\theta(z_{1:n} | \mathbf{y}_{1:n}).$$

This factorisation suggests that we can write the required expectations as

$$\begin{aligned} S_{m,n}^\theta &= \mathbb{E}_\theta [S_{m,n}(\mathbf{X}_{1:n}, Z_{1:n}) | \mathbf{y}_{1:n}] \\ &= \mathbb{E}_\theta [\mathbb{E}_\theta [S_{m,n}(\mathbf{X}_{1:n}, Z_{1:n}) | Z_{1:n}, \mathbf{y}_{1:n}] | \mathbf{y}_{1:n}]. \end{aligned} \quad (11)$$

Let us define the integrand of the outer expectation in (11) which is the conditional expectation

$$\tilde{S}_{m,n}^\theta(z_{1:n}) = \mathbb{E}_\theta [S_{m,n}(\mathbf{X}_{1:n}, z_{1:n}) | z_{1:n}, \mathbf{y}_{1:n}].$$

as a matrix-valued function with domain \mathcal{Z}^n . Then, we can obtain $S_{m,n}^\theta$ by calculating $\tilde{S}_{m,n}^\theta(z_{1:n})$ for every $z_{1:n}$ with a positive mass w.r.t. the density $p_\theta(z_{1:n} | \mathbf{y}_{1:n})$ and then calculate

$$S_{m,n}^\theta = \sum_{z_{1:n}} \tilde{S}_{m,n}^\theta(z_{1:n}) p_\theta(z_{1:n} | \mathbf{y}_{1:n}).$$

The crucial point here is that it is possible to calculate $\tilde{S}_{m,n}^\theta(z_{1:n})$ for any given $z_{1:n}$. In fact, the availability of this calculation is based on the following fact: *conditional on $\{Z_t\}_{t \geq 1}$, $\{\mathbf{X}_t, \mathbf{Y}_t\}_{t \geq 1}$ may be regarded as a collection of independent GLSSMs (with different starting and ending times, possible missing observations) and observations which are not relevant to any of these GLSSMs.* In the context of MTT, each GLSSM corresponds to a target and irrelevant observations correspond to false measurements. We defer details on how $\tilde{S}_{m,n}^\theta(z_{1:n})$ is calculated to Section III-B.

2) *Stochastic versions of EM:* For exact calculation of the E-step of the EM algorithm we need $p_\theta(z_{1:n} | \mathbf{y}_{1:n})$ which is infeasible to calculate due to the huge cardinality of \mathcal{Z}^n . We thus resort to Monte Carlo approximations of $p_\theta(z_{1:n} | \mathbf{y}_{1:n})$ which we then use in the E-step; in literature this approach is generically known as the stochastic EM algorithm [5, 9, 31]). We know from the previous sections that given $Z_{1:n} = z_{1:n}$ the posterior distribution $p_\theta(\mathbf{x}_{1:n} | \mathbf{y}_{1:n}, z_{1:n})$ is Gaussian and conditional expectations can be evaluated. Therefore, it is sufficient to have the Monte Carlo particle approximation for $p_\theta(z_{1:n} | \mathbf{y}_{1:n})$ only, which is expressed as

$$\hat{p}_\theta(z_{1:n} | \mathbf{y}_{1:n}) = \sum_{i=1}^N w_n^{(i)} \delta_{z_{1:n}^{(i)}}(z_{1:n}), \quad \sum_{i=1}^N w_n^{(i)} = 1. \quad (12)$$

Then, the corresponding particle approximations for the expectations of the sufficient statistics are

$$\hat{S}_{m,n}^\theta = \begin{cases} \sum_{i=1}^N w_n^{(i)} \tilde{S}_{m,n}^\theta(z_{1:n}^{(i)}), & 1 \leq m \leq 7, \\ \sum_{i=1}^N w_n^{(i)} S_{m,n}(z_{1:n}^{(i)}), & 8 \leq m \leq 15. \end{cases}$$

When θ changes with each EM iteration, the appropriate update scheme at iteration j involves a stochastic approximation procedure where in the E-step one calculates a weighted average of $\widehat{S}_{m,n}^{\theta_1}, \dots, \widehat{S}_{m,n}^{\theta_j}$; the resulting algorithm is known as the stochastic approximation EM (SAEM) [9]. Specifically, let $\gamma = \{\gamma_j\}_{j \geq 1}$, called the step-size sequence, be a positive decreasing sequence satisfying

$$\sum_j \gamma_j = \infty, \quad \sum_j \gamma_j^2 < \infty.$$

A common choice is $\gamma_j = j^{-\alpha}$ for $0.5 < \alpha \leq 1$. The SAEM algorithm is given in Algorithm 1.

Algorithm 1. The SAEM algorithm for the MTT model

Start with θ_1 and $\widehat{S}_{\gamma,m,n}^{(0)} = 0$ for $m = 1, \dots, 15$. For $j = 1, 2, \dots$

- **E-step:** Calculate $\widehat{S}_{m,n}^{\theta_j}$ for each m , and then calculate the weighted averages

$$\widehat{S}_{\gamma,m,n}^{(j)} = (1 - \gamma_j) \widehat{S}_{\gamma,m,n}^{(j-1)} + \gamma_j \widehat{S}_{m,n}^{\theta_j}. \quad (13)$$

- **M-step** Update the parameter estimate using $\Lambda(\cdot)$ as before

$$\theta_{j+1} = \Lambda \left(\widehat{S}_{\gamma,1,n}^{(j)}, \dots, \widehat{S}_{\gamma,15,n}^{(j)} \right).$$

In general, the Monte Carlo approximation $\widehat{p}_{\theta_j}(z_{1:n} | \mathbf{y}_{1:n})$ in (13) is performed either sampling N samples from $p_{\theta_j}(z_{1:n} | \mathbf{y}_{1:n})$ using a MCMC method (in which case weights $w_n^{(i)} = 1/N$, $i = 1, \dots, N$) or using a SMC method with N particles. Depending on which method is used, we will call the resulting algorithm MCMC-EM or SMC-EM, respectively. For MCMC, we use the MCMC-DA algorithm of [20], but with some refinements of the MCMC proposals. (Details are available from the authors.)

We use SMC to obtain the approximations $\{\widehat{p}_{\theta}(z_{1:t} | \mathbf{y}_{1:t})\}_{1 \leq t \leq n}$ sequentially as follows. Assume that we have the approximation at time $t-1$

$$\widehat{p}_{\theta}(z_{1:t-1} | \mathbf{y}_{1:t-1}) = \sum_{i=1}^N w_{t-1}^{(i)} \delta_{z_{1:t-1}^{(i)}}(z_{1:t-1}).$$

To avoid weight degeneracy, at each time one can resample from $\widehat{p}_{\theta}(z_{1:t-1} | \mathbf{y}_{1:t-1})$ to obtain a new collection of N particles and then proceed to the time t . Alternatively, this resampling operation can be done according to a criterion which measures the weight degeneracy (e.g. see Doucet et al. [11]). We define the $N \times 1$ random mapping

$$\Pi_t : \{1, \dots, N\} \rightarrow \{1, \dots, N\}$$

containing the indices of the resampled particles, i.e. $\Pi_t(i) = j$ if the i 'th resampled particle is $z_{1:t-1}^{(j)}$. (If no resampling is performed at the end of time $t-1$, then $\Pi_t(i) = i$ for all i .) Then, given \mathbf{y}_t and $\Pi_t = \pi_t$, the particle $z_t^{(i)}$ at time t is sampled from a proposal distribution

$$q_{\theta} \left(z_t \mid z_{1:t-1}^{(\pi_t(i))}, \mathbf{y}_{1:t} \right)$$

for $i = 1, \dots, N$. Therefore, $z_t^{(i)}$ is connected to $z_{1:t-1}^{(\pi_t(i))}$ and the i 'th path particle at time t is $z_{1:t}^{(i)} = (z_t^{(i)}, z_{1:t-1}^{(\pi_t(i))})$ and its new weight is

$$w_t^{(i)} \propto \bar{w}_{t-1}^{(\pi_t(i))} \times \frac{p_{\theta}(z_t^{(i)} | z_{1:t-1}^{(\pi_t(i))}) p_{\theta}(\mathbf{y}_t | \mathbf{y}_{1:t-1}, z_{1:t}^{(i)})}{q_{\theta}(z_t^{(i)} | z_{1:t-1}^{(\pi_t(i))}, \mathbf{y}_{1:t})} \quad (14)$$

where, for $i = 1, \dots, N$, we take $\bar{w}_{t-1}^{(i)} = 1/N$ if resampling is performed and $\bar{w}_{t-1}^{(i)} = w_{t-1}^{(i)}$ otherwise.

Note that we also need to implement SMC for the online EM algorithm in order to obtain a Monte Carlo approximation of the E-step. Our SMC algorithm calculates the L -best linear assignments [18] as the sequential proposal; see Appendix B for details.

B. Online EM for MTT

We showed in the previous section how to implement the batch EM algorithm for MTT using Monte Carlo approximations. However, the batch EM algorithm is computationally demanding when the data sequence $\mathbf{y}_{1:n}$ is long since one iteration of the EM requires a complete browse of the data. In these situations, the online version of the EM algorithm which updates the parameter estimates as a new data record is received at each time can be a much cheaper alternative. In this section, we present a SMC online EM algorithm for linear Gaussian MTT models.

An important observation at this point is that the sufficient statistics of interest for the EM algorithm have a certain additive form such that the difference of $S_{m,n}(\mathbf{x}_{1:n}, z_{1:n})$ and $S_{m,n-1}(\mathbf{x}_{1:n-1}, z_{1:n-1})$ only depends on $(\mathbf{x}_{n-1}, \mathbf{x}_n, \mathbf{y}_n)$. This enables us to compute the required expectations in the E-step of the EM algorithm effectively in an online manner. We shall see in this section that, with a fixed amount of computation and memory per time, it is possible to update from $\widehat{S}_{m,t-1}^{\theta}(z_{1:t-1})$ to $\widehat{S}_{m,t}^{\theta}(z_{1:t})$ given \mathbf{y}_t and z_t at time t . To show how to handle the sufficient statistics in (8) for the MTT model, we first start with a single GLSSM and then extend the idea to the MTT case by showing the relation between the sufficient statistics in a single GLSSM and in the MTT model.

1) *Online smoothing in a single GLSSM:* Consider the HMM $\{X_t, Y_t\}_{t \geq 1}$ defined in (1). It is possible to evaluate expectations of additive functionals of $X_{1:n}$ of the form

$$S_n(x_{1:n}) = s(x_1) + \sum_{t=2}^n s(x_{t-1}, x_t)$$

(with possible dependency on $y_{1:n}$ also allowed) w.r.t. the posterior density $p_{\theta}(x_{1:n} | y_{1:n})$ in an online manner using only the filtering densities $\{p_{\theta}(x_t | y_{1:t})\}_{1 \leq t \leq n}$. The technique is based on the following recursion on the intermediate function [4, 8]

$$\begin{aligned} T_t^{\theta}(x_t) &:= \mathbb{E}_{\theta} [S_t(X_{1:t}) | X_t = x_t, y_{1:t}] \\ &= \mathbb{E}_{\theta} [T_{t-1}^{\theta}(X_{t-1}) + s(X_{t-1}, x_t) | y_{1:t-1}, x_t] \end{aligned} \quad (15)$$

with the initial condition $T_1^{\theta}(x_1) = s(x_1)$. Note that the expectation required for the recursion is w.r.t. the backward transition density $p_{\theta}(x_{t-1} | y_{1:t-1}, x_t)$. The required expectation $\mathbb{E}_{\theta} [S_n(X_{1:n}) | y_{1:n}]$ can then be calculated as the expectation of the intermediate function $T_n^{\theta}(x_n)$ w.r.t. the filtering density $p_{\theta}(x_n | y_{1:n})$, that is,

$$\mathbb{E}_{\theta} [S_n(X_{1:n}) | y_{1:n}] = \mathbb{E}_{\theta} [T_n^{\theta}(X_n) | y_{1:n}].$$

Consider now the GLSSM that is defined in (2), where, additionally, Y_t is possibly missing/undetected and C_t^d is the

indicator of detection at time t . It is well known that, given $\{(Y_t, C_t^d) = (y_t, c_t^d)\}_{t \geq 1}$, the prediction and filtering densities $p_\theta(x_t|y_{1:t-1}, c_{1:t-1}^d)$ and $p_\theta(x_t|y_{1:t}, c_{1:t}^d)$ are Gaussians with means $(\mu_{t|t-1}, \mu_{t|t})$ and covariances $(\Sigma_{t|t-1}, \Sigma_{t|t})$ and are updated sequentially as follows:

$$(\mu_{t|t-1}, \Sigma_{t|t-1}) = F\mu_{t-1|t-1}, F\Sigma_{t-1|t-1}F^T + W, \quad (16)$$

$$(\mu_{t|t}, \Sigma_{t|t}) = \begin{cases} (\mu_{t|t-1} + \Sigma_{t|t-1}G^T\Gamma_t^{-1}\epsilon_t, & c_t^d = 1 \\ \Sigma_{t|t-1} - \Sigma_{t|t-1}G^T\Gamma_t^{-1}G\Sigma_{t|t-1}, & c_t^d = 0. \end{cases} \quad (17)$$

where $\Gamma_t = G\Sigma_{t|t-1}G^T + V$ and $\epsilon_t = y_t - G\mu_{t|t-1}$. Also, letting $B_t = \Sigma_{t|t}F^T(F\Sigma_{t|t}F^T + W)^{-1}$, $b_t = (I_{d_x \times d_x} - B_tF)\mu_{t|t}$, and $\Sigma_{t|t+1} = (I_{d_x \times d_x} - B_tF)\Sigma_{t|t}$ we can show that the backward transition density required for the forward smoothing recursion (15) is Gaussian as well

$$p_\theta(x_{t-1}|y_{1:t-1}, c_{1:t-1}^d, x_t) = \mathcal{N}(x_{t-1}; B_{t-1}x_t + b_{t-1}, \Sigma_{t-1|t}).$$

We define the matrix valued functions

$$\bar{S}_{m,l} : \mathcal{X}^l \times \{0, 1\}^l \times \mathcal{Y}^l \rightarrow \mathbb{R}^{d_x \times d_m},$$

such that $\bar{S}_{m,l}(x_{1:l}, c_{1:l}^d, y_{1:l})$ for $m = 1, \dots, 7$ are in the following form:

$$\begin{aligned} & \sum_{t=1}^l c_t^d x_t x_t^T, \quad \sum_{t=1}^l c_t^d x_t y_t^T, \quad \sum_{t=2}^l x_{t-1} x_{t-1}^T, \\ & \sum_{t=2}^l x_t x_t^T, \quad \sum_{t=2}^l x_{t-1} x_t^T, \quad x_1, \quad x_1 x_1^T. \end{aligned} \quad (18)$$

(so, $d_2 = d_y$ and $d_6 = 1$, else $d_m = d_x$). These functions are actually the sufficient statistics in the MTT model corresponding to a single target. Then it is possible to define the incremental functions

$$\bar{s}_m : (\mathcal{X} \cup \mathcal{X}^2) \times \{0, 1\} \times \mathcal{Y} \rightarrow \mathbb{R}^{d_x \times d_m} \quad (19)$$

where \bar{s}_m 's are defined such that for $m = 1, \dots, 7$

$$\bar{S}_{m,l}(x_{1:l}, c_{1:l}^d, y_{1:l}) = \bar{s}_m(x_1, c_1^d, y_1) + \sum_{t=2}^l \bar{s}_m(x_{t-1}, x_t, c_t^d, y_t).$$

For example, $\bar{s}_1(x_1, c_1^d, y_1) = c_1^d x_1 x_1^T$, $\bar{s}_3(x_1, c_1^d, y_1) = 0_{d_x \times d_x}$, $\bar{s}_5(x_{t-1}, x_t, c_t^d, y_t) = x_{t-1} x_t^T$, $\bar{s}_6(x_1, c_1^d, y_1) = x_1$, $\bar{s}_7(x_{t-1}, x_t, c_t^d, y_t) = 0_{d_x \times d_x}$, etc. We observe that each sufficient statistic is a matrix valued quantity, hence its expectation can be calculated using forward smoothing by treating each element of the matrix separately. For example, for

$$\bar{S}_{1,n}(x_{1:n}, c_{1:n}^d, y_{1:n}) = \sum_{t=1}^n c_t^d x_t x_t^T,$$

we perform forward smoothing for each

$$\bar{S}_{1,n,ij}(x_{1:n}, c_{1:n}^d, y_{1:n}) = \sum_{t=1}^n c_t^d x_t(i) x_t(j), \quad i, j = 1, \dots, d_x.$$

It was shown in Elliott and Krishnamurthy [12] that, the intermediate function

$$\bar{T}_{1,t,ij}^\theta(x_t, c_{1:t}^d) := \mathbb{E}_\theta [\bar{S}_{1,t,ij}(X_{1:t}, c_{1:t}^d, y_{1:t}) | c_{1:t}^d, x_t, y_{1:t}]$$

for the i, j 'th element is a quadratic in x_t :

$$\bar{T}_{1,t,ij}^\theta(x_t, c_{1:t}^d) = x_t^T \bar{P}_{1,t,ij} x_t + \bar{q}_{1,t,ij}^T x_t + \bar{r}_{1,t,ij}, \quad (20)$$

where $\bar{P}_{1,t,ij}$ is a $d_x \times d_x$ matrix, $\bar{q}_{1,t,ij}$ is a $d_x \times 1$ vector, and $\bar{r}_{1,t,ij}$ is a scalar. Online smoothing is then performed via the following recursion over the variables $\bar{P}_{1,t,ij}, \bar{q}_{1,t,ij}, \bar{r}_{1,t,ij}$.

$$\begin{aligned} \bar{P}_{1,t+1,ij} &= B_t^T \bar{P}_{1,t,ij} B_t + c_{t+1}^d e_i e_j^T, \\ \bar{q}_{1,t+1,ij} &= B_t^T \bar{q}_{1,t,ij} + B_t^T (\bar{P}_{1,t,ij} + \bar{P}_{1,t,ij}^T) b_t, \\ \bar{r}_{1,t+1,ij} &= \bar{r}_{1,t,ij} + \text{tr}(\bar{P}_{1,t,ij} \Sigma_{t|t+1}) + \bar{q}_{1,t,ij}^T b_t + b_t^T \bar{P}_{1,t,ij} b_t, \end{aligned}$$

where e_i is the i 'th column of the identity matrix of the size d_x , and $\text{tr}(A)$ is the trace of the matrix A . For the initial value of $\bar{T}_{1,1,ij}^\theta(x_1, c_1^d)$, $\bar{P}_{1,1,ij} = c_1^d e_i e_j^T$, $\bar{q}_{1,1,ij} = 0_{d_x \times 1}$, $\bar{r}_{1,1,ij} = 0$. Therefore, the i, j 'th element of the required expectation at time n can be calculated as

$$\begin{aligned} \mathbb{E}_\theta [\bar{T}_{1,n,ij}^\theta(X_n, c_{1:n}^d) | y_{1:n}, c_{1:n}^d] &= \\ & \text{tr}(\bar{P}_{1,n,ij} (\Sigma_{n|n} + \mu_{n|n} \mu_{n|n}^T)) + \bar{q}_{1,n,ij}^T \mu_{n|n} + \bar{r}_{1,n,ij}. \end{aligned}$$

We can similarly obtain the recursions for the other sufficient statistics in terms of variables $\bar{P}_{m,t,ij}, \bar{q}_{m,t,ij}, \bar{r}_{m,t,ij}$ for the m 'th sufficient statistic (see Appendix A) [12].

Remark 1. Note that $\bar{P}_{1,t,ji} = (\bar{P}_{1,t,ij})^T$ (similarly for $\bar{q}_{1,t,ij}$) and therefore need only be calculated for $j \geq i$. Note that the variables $\mu_{t|t}, \Sigma_{t|t}, \Gamma_t, \epsilon_t, B_t, b_t, \Sigma_{t|t+1}, \bar{P}_{m,t,ij}, \bar{q}_{m,t,ij}, \bar{r}_{m,t,ij}$ obviously depend on $c_{1:t}^d, y_{1:t}$ and θ , but we made this dependency implicit in our notation for simplicity. We will carry on with this simplification in the rest of the paper.

2) *Application to MTT*: We showed above how to calculate expectations of the required sufficient for a single GLSSM. We can extend that idea to the scenario in the MTT case, where there may be multiple GLSSMs at a time, with different starting and ending times and possible missing observations. Recall that at time t the targets which are alive are the k_t^s surviving targets from $t-1$ and the k_t^b newly born targets at time t , so the number of targets is $k_t^x = k_t^s + k_t^b$. For each alive target, we can calculate the moments of the prediction density $p_\theta(x_{t,k} | y_{1:t-1}, z_{1:t})$ for the state

$$(\mu_{t|t-1,k}, \Sigma_{t|t-1,k}) = \begin{cases} (F\mu_{t-1|t-1,i_t^s(k)}, & k \leq k_t^s, \\ F\Sigma_{t-1|t-1,i_t^s(k)}F^T + W) & \\ (\mu_b, \Sigma_b), & k_t^s < k \leq k_t^x. \end{cases}$$

Recall that $i_t^s(k)$ appears above due to the relabelling of surviving targets from time $t-1$. Also, given the detection vector c_t^d and the association vector a_t , we calculate the moments of the filtering density $p_\theta(x_{t,k} | y_{1:t}, z_{1:t})$ for the targets using the prediction moments

$$(\mu_{t|t,k}, \Sigma_{t|t,k}) = \begin{cases} (\mu_{t|t-1,k} + \Sigma_{t|t-1,k}G^T\Gamma_{t,k}^{-1}\epsilon_{t,k}, & c_t^d(k) = 1 \\ \Sigma_{t|t-1,k} - \Sigma_{t|t-1,k}G^T\Gamma_{t,k}^{-1}G\Sigma_{t|t-1,k}) & \\ (\mu_{t|t-1,k}, \Sigma_{t|t-1,k}), & c_t^d(k) = 0. \end{cases}$$

where $\Gamma_{t,k} = G\Sigma_{t|t-1,k}G^T + V$ and $\epsilon_{t,k} = y_{t,a_t(i_t^s(k))} - G\mu_{t|t-1,k}$, where $i_t^s(k) = \sum_{j=1}^k c_t^d(j)$. Note that if the k 'th

alive target at time t is detected, it will be the $i'_t(k)$ 'th detected target, which explains $i'_t(k)$ in $\epsilon_{t,k}$. In a similar manner, we calculate $B_{t,k}$, $b_{t,k}$, and $\Sigma_{t|t+1,k}$ using $\mu_{t|t,k}$ and $\Sigma_{t|t,k}$ for $k = 1, \dots, k_t^x$ in analogy with B_t , b_t , and $\Sigma_{t|t+1}$.

In the following, we will present the rules for one-step update of the expectations

$$\tilde{S}_{m,n}^\theta(z_{1:n}) = \mathbb{E}_\theta [S_{m,n}(\mathbf{X}_{1:n}, z_{1:n}) | \mathbf{y}_{1:n}, z_{1:n}]$$

of the sufficient statistics $S_{m,n}(\mathbf{x}_{1:n}, z_{1:n})$ that are defined in (8). Observe that we can write for $1 \leq m \leq 7$,

$$S_{m,n}(\mathbf{x}_{1:n}, z_{1:n}) = s_m(\mathbf{x}_1, z_1) + \sum_{t=2}^n s_m(\mathbf{x}_{t-1}, \mathbf{x}_t, z_t), \quad (21)$$

where the functions s_m can be written in terms of \bar{s}_m 's (19) as follows:

$$\begin{aligned} s_m(\mathbf{x}_1, z_1) &= \sum_{k=1}^{k_1^b} \bar{s}_m(x_{1,k}, c_1^d(k), y_{1,a_1}(i'_1(k))), \\ s_m(\mathbf{x}_{t-1}, \mathbf{x}_t, z_t) &= \sum_{k=1}^{k_t^s} \bar{s}_m(x_{t-1,i_t^s(k)}, x_{t,k}, c_t^d(k), y_{t,a_t}(i'_t(k))) \\ &\quad + \sum_{k=k_t^s+1}^{k_t^x} \bar{s}_m(x_{t,k}, c_t^d(k), y_{t,a_t}(i'_t(k))). \end{aligned}$$

where, again, $i'_t(k) = \sum_{j=1}^k c_t^d(j)$. (Notice that if $c_t^d(k) = 0$ this $i'_t(k)$ can still be used as a convention; since the choice of the observation point in \mathbf{y}_t is irrelevant as it will have no contribution being multiplied by $c_t^d(k)$.) Therefore, the forward smoothing recursion for those sufficient statistics in (8) at time t

$$\begin{aligned} T_{m,t}^\theta(\mathbf{x}_t, z_{1:t}) &= \mathbb{E}_\theta [T_{m,t-1}^\theta(\mathbf{X}_{t-1}, z_{1:t-1}) \\ &\quad + s_m(\mathbf{X}_{t-1}, \mathbf{x}_t, z_t) | \mathbf{x}_t, \mathbf{y}_{1:t-1}, z_{1:t-1}] \end{aligned}$$

can be handled once we have the forward smoothing recursion rules for the sufficient statistics in (18). For $k = 1, \dots, k_t^x$, let $T_{m,t,k}^\theta$ denote the forward smoothing recursion function for the m 'th sufficient statistic for k 'th alive target at time t . For the surviving targets, k 'th target at time t is a continuation of the $i_t^s(k)$ 'th target at time $t-1$. Therefore, we have the recursion update for $T_{m,t,k}^\theta$ for $1 \leq k \leq k_t^s$ as

$$\begin{aligned} T_{m,t,k}^\theta(x_{t,k}, z_{1:t}) &= \mathbb{E}_\theta \left[T_{m,t-1,i_t^s(k)}^\theta(X_{t-1,i_t^s(k)}, z_{1:t-1}) \right. \\ &\quad \left. + \bar{s}_m(X_{t-1,i_t^s(k)}, x_{t,k}, c_t^d(k), y_{a_t}(i'_t(k))) \middle| x_{t,k}, \mathbf{y}_{1:t-1}, z_{1:t-1} \right]. \end{aligned}$$

For the targets born at time t (for $k_t^s + 1 \leq k \leq k_t^x$), the recursion function is initiated as $T_{m,t,k}^\theta(x_{t,k}, z_{1:t}) = s_m(x_{t,k}, c_t^d(k))$. Therefore, the (i, j) 'th component of the recursion function can be written as

$$T_{m,t,k,ij}^\theta(x_{t,k}, z_{1:t}) = x_{t,k}^T P_{m,t,k,ij} x_{t,k} + q_{m,t,k,ij}^T x_{t,k} + r_{m,t,k,ij}$$

similarly to the single GLSSM case, where this time we have the additional subscript k . For surviving targets the recursion variables $P_{m,t,k,ij}$, $q_{m,t,k,ij}$, $r_{m,t,k,ij}$ for each m, i, j are updated from $P_{m,t-1,i_t^s(k),ij}$, $q_{m,t-1,i_t^s(k),ij}$, $r_{m,t-1,i_t^s(k),ij}$, by using $\mu_{t-1|t-1,i_t^s(k)}$, $\Sigma_{t-1|t-1,i_t^s(k)}$, $B_{t-1,i_t^s(k)}$, $b_{t-1,i_t^s(k)}$, $\Sigma_{t-1|t,i_t^s(k)}$, $c_t^d(k)$ and, $y_{t,a_t}(i'_t(k))$ with $i'_t(k) = \sum_{j=1}^k c_t^d(j)$.

For the targets born at time t (for $k_t^s + 1 \leq k \leq k_t^x$), the variables are set to their initial values in the same way as in Section III-B1 using $c_t^d(k)$ and, if $c_t^d(k) = 1$, $y_{t,a_t}(i'_t(k))$. The conditional expectations of sufficient statistics

$$\tilde{S}_{m,t}^\theta(z_{1:t}) = \mathbb{E}_\theta [T_{m,t}^\theta(\mathbf{X}_t, z_{1:t}) | \mathbf{y}_{1:t}, z_{1:t}]$$

can then be calculated by using the forward recursion variables and the filtering moments. Let

$$\tilde{S}_{m,t,k}^\theta(z_{1:t}) = \mathbb{E}_\theta [T_{m,t,k}^\theta(X_{t,k}, z_{1:t}) | \mathbf{y}_{1:t}, z_{1:t}]$$

denote the expectation of the m 'th sufficient statistic for the k 'th alive target at time t , where its (i, j) 'th component is

$$\begin{aligned} \tilde{S}_{m,t,k,ij}^\theta(z_{1:t}) &= \text{tr} \left(P_{m,t,k,ij} \left(\mu_{t|t,k} \mu_{t|t,k}^T + \Sigma_{t|t,k} \right) \right) \\ &\quad + q_{m,t,k,ij}^T \mu_{t|t,k} + r_{m,t,k,ij}. \end{aligned}$$

Then, the required conditional expectation for the m 'th sufficient statistic can be written as the sum of two quantities

$$\tilde{S}_{m,t}^\theta(z_{1:t}) = \tilde{S}_{m,t}^{\theta, \text{alive}}(z_{1:t}) + \tilde{S}_{m,t}^{\theta, \text{dead}}(z_{1:t}). \quad (22)$$

where the quantities are respectively the contributions of the alive targets at time t and dead targets up to time t to the conditional expectation $\tilde{S}_{m,t}^\theta(z_{1:t})$

$$\begin{aligned} \tilde{S}_{m,t}^{\theta, \text{alive}}(z_{1:t}) &= \sum_{k=1}^{k_t^x} \tilde{S}_{m,t,k}^\theta(z_{1:t}), \\ \tilde{S}_{m,t}^{\theta, \text{dead}}(z_{1:t}) &= \sum_{j=1}^t \sum_{k:c_j^s(k)=0} \tilde{S}_{m,j-1,k}^\theta(z_{1:j-1}) \end{aligned} \quad (23)$$

As (22) shows, we also need to calculate $\tilde{S}_{m,t}^{\theta, \text{dead}}(z_{1:t})$ at each time and by (23) this can easily be done by storing $\tilde{S}_{m,t-1}^{\theta, \text{dead}}(z_{1:t-1})$ at time $t-1$ and using the recursion

$$\tilde{S}_{m,t}^{\theta, \text{dead}}(z_{1:t}) = \tilde{S}_{m,t-1}^{\theta, \text{dead}}(z_{1:t-1}) + \sum_{k:c_t^s(k)=0} \tilde{S}_{m,t-1,k}^\theta(z_{1:t-1})$$

where the terms in the sum correspond to targets that terminate at time $t-1$.

Finally, the sufficient statistics $S_{8,n}(z_{1:n}), \dots, S_{15,n}(z_{1:n})$ can be calculated online since we can write for each $m = 8, \dots, 15$

$$S_{m,n}(z_{1:n}) = \sum_{t=1}^n s_m(z_t)$$

for some suitable functions s_m which can easily be constructed from (9). Hence they can be updated online as

$$S_{m,t}(z_{1:t}) = S_{m,t-1}(z_{1:t-1}) + s_m(z_t). \quad (24)$$

We now present Algorithm 2 to show how these one-step update rules for the sufficient statistics in the MTT model can be implemented. For simplicity of the presentation, we will use a short hand notation for representing the forward recursion variables in a batch way. Let $\mathcal{T}_{m,t}^\theta(z_{1:t}) = (T_{m,t,k}^\theta(z_{1:t}), k = 1, \dots, k_t^x)$ where

$$\mathcal{T}_{m,t,k}^\theta(z_{1:t}) = (P_{m,t,k,ij}, q_{m,t,k,ij}, r_{m,t,k,ij} : \text{all } i, j)$$

denote all the variables required for the forward smoothing recursion for the m 'th sufficient statistic for the k 'th alive

target at time t . We can now present the algorithm using this notation.

Algorithm 2. One step update for sufficient statistics in the MTT model

We have $\mathcal{T}_{m,t-1}^\theta(z_{1:t-1})$, $\tilde{S}_{dead,m,t-1}^\theta(z_{1:t-1})$, $m = 1, \dots, 7$, $S_{m',t-1}^\theta(z_{1:t-1})$, $m' = 8, \dots, 15$ at time $t-1$. Given z_t and \mathbf{y}_t ,

- Set $i_x = 0$, $i_d = 0$, $\tilde{S}_{alive,m,t}^\theta(z_{1:t}) = 0$ and $S_{dead,m,t}^\theta(z_{1:t}) = S_{dead,m,t-1}^\theta(z_{1:t-1})$ for $m = 1, \dots, 7$.

- for $i = 1, \dots, k_{t-1}^x + k_t^b$

- if $i \leq k_{t-1}^x$ and $c_t^s(i) = 1$, (the i 'th target at time $t-1$ survives), or if $i > k_{t-1}^x$, (a new target is born), set $i_x = i_x + 1$.

- In case of survival, use $\mu_{t-1|t-1,i}$ and $\Sigma_{t-1|t-1,i}$ to obtain the prediction moments $\mu_{t|t-1,i_x}$ and $\Sigma_{t|t-1,i_x}$. In case of birth, set the prediction distribution $\mu_{t|t-1,i_x} = \mu_b$ and $\Sigma_{t|t-1,i} = \Sigma_b$.

* If $c_t^d(i_x) = 1$, i_x 'th target is detected: $i_d = i_d + 1$. Use $\mu_{t|t-1,i_x}$ and $\Sigma_{t|t-1,i_x}$ and $\mathbf{y}_{t,\alpha_t(i_d)}$ to update the filtering moments $\mu_{t|t,i_x}$ and $\Sigma_{t|t,i_x}$.

* If $c_t^d(i_x) = 0$, i_x 'th target is not detected: Set $(\mu_{t|t,i_x}, \Sigma_{t|t,i_x}) = (\mu_{t|t-1,i_x}, \Sigma_{t|t-1,i_x})$.

- For $m = 1, \dots, 7$

* In case of survival, update the recursion variables $\mathcal{T}_{m,t,i_x}^\theta(z_{1:t})$ using $\mathcal{T}_{m,t-1,i}^\theta(z_{1:t-1})$, $\mu_{t-1|t-1,i}$, $\Sigma_{t-1|t-1,i}$, $b_{t-1,i}$, $B_{t-1,i}$, $\Sigma_{t-1|t,i}$, $c_t^d(i_x)$ and $\mathbf{y}_{t,\alpha_t(i_d)}$ if $c_t^d(i_x) = 1$. In case of birth, initiate $\mathcal{T}_{m,t,i_x}^\theta(z_{1:t})$ using $c_t^d(i_x)$ and $\mathbf{y}_{t,\alpha_t(i_d)}$ if $c_t^d(i_x) = 1$.

* (optional) Calculate $\tilde{S}_{m,t,i_x}^\theta(z_{1:t})$ using $\mathcal{T}_{m,t,i_x}^\theta(z_{1:t})$, $\mu_{t|t,i_x}$ and $\Sigma_{t|t,i_x}$ and update $\tilde{S}_{alive,m,t}^\theta(z_{1:t}) \leftarrow \tilde{S}_{alive,m,t}^\theta(z_{1:t-1}) + \tilde{S}_{m,t,i_x}^\theta(z_{1:t})$.

- if $i \leq k_{t-1}^x$ and $c_t^s(i) = 0$, the i 'th target at time $t-1$ is dead. For $m = 1, \dots, 7$,

- Calculate $\tilde{S}_{m,t-1,i}^\theta(z_{1:t-1})$ from $\mathcal{T}_{m,t-1,i}^\theta(z_{1:t-1})$, $\mu_{t-1|t-1,i}$ and $\Sigma_{t-1|t-1,i}$.

- Update $\tilde{S}_{dead,m,t}^\theta(z_{1:t}) \leftarrow \tilde{S}_{dead,m,t}^\theta(z_{1:t-1}) + \tilde{S}_{m,t-1,i}^\theta(z_{1:t-1})$.

- (optional) Update $\tilde{S}_{m,t}^\theta(z_{1:t}) = \tilde{S}_{alive,m,t}^\theta(z_{1:t}) + \tilde{S}_{dead,m,t}^\theta(z_{1:t})$ for $m = 1, \dots, 7$.

- Update $S_{m,t}(z_{1:t}) = S_{m,t-1}(z_{1:t-1}) + s_m(z_t)$ for $m = 8, \dots, 15$.

Notice that the lines of the algorithm labeled as ‘‘optional’’ are not necessary for the recursion and need not to be performed at every time step. For example, we can use Algorithm 2 in a batch EM to save memory, in that case we perform these steps only at the last time step n to obtain the required expectations. Notice also that we included the update rule for the sufficient statistics in (9) for completeness.

3) *Online EM implementation:* In order to develop an online EM algorithm, we exploit the availability of calculating $\tilde{S}_{1,t}^\theta, \dots, \tilde{S}_{7,t}^\theta$ and $S_{8,t}, \dots, S_{15,t}$ in an online manner as shown in Section III-B2. In online EM, running averages of sufficient statistics are calculated and then used to update the estimate of θ^* at each time [3, 4, 13, 17]. Let θ_1 be the initial guess of θ^* before having made any observations and at time t , let $\theta_{1:t}$ be the sequence of parameter estimates of the online EM algorithm computed sequentially based on $\mathbf{y}_{1:t-1}$. When \mathbf{y}_t is received, we first update the posterior density to have $\hat{\theta}_{1:t}(z_{1:t}|\mathbf{y}_{1:t})$, and compute for $1 \leq m \leq 7$

$$T_{\gamma,m,t}^{\theta_{1:t}}(\mathbf{x}_t, z_{1:t}) = \mathbb{E}_{\theta_{1:t}} \left[(1 - \gamma_t) T_{\gamma,m,t-1}^{\theta_{1:t-1}}(\mathbf{X}_{t-1}, z_{1:t-1}) + \gamma_t s_m(\mathbf{X}_{t-1}, \mathbf{x}_t, z_t) \middle| \mathbf{x}_t, \mathbf{y}_{1:t-1}, z_{1:t-1} \right] \quad (25)$$

for the values $z_{1:t} = z_{1:t}^{(i)}$ for $i = 1, \dots, N$, where we have the same constraints on the step-size sequence $\{\gamma_t\}_{t \geq 1}$ as in the SAEM algorithm. This modification reflects on the updates rules for the variables in $\mathcal{T}_{m,t}^\theta$. To illustrate the change in the recursions with an example, the recursion rules for the variables for $S_{1,t}(x_{1:t}, c_{1:t}^d)$ for the simple GLSSM case become (see Appendix A)

$$\begin{aligned} \bar{P}_{\gamma,1,t+1,ij} &= (1 - \gamma_{t+1}) B_t^T \bar{P}_{\gamma,1,t,ij} B_t + \gamma_{t+1} c_{t+1}^d e_i e_j^T \\ \bar{q}_{\gamma,1,t+1,ij} &= (1 - \gamma_{t+1}) \left(B_t^T \bar{q}_{\gamma,1,t,ij} \right. \\ &\quad \left. + B_t^T (\bar{P}_{\gamma,1,t,ij} + \bar{P}_{\gamma,1,t,ij}^T) b_t \right) \\ \bar{r}_{\gamma,1,t+1,ij} &= (1 - \gamma_{t+1}) \left(\bar{r}_{\gamma,1,t,ij} + \text{tr}(\bar{P}_{\gamma,1,t,ij} \Sigma_{t|t+1}) \right. \\ &\quad \left. + \bar{q}_{\gamma,1,t,ij}^T b_t + b_t^T \bar{P}_{\gamma,1,t,ij} b_t \right) \end{aligned}$$

So this time we have $\mathcal{T}_{\gamma,m,t}^{\theta_{1:t}}(z_{1:t}) = (\mathcal{T}_{\gamma,m,t,k}^{\theta_{1:t}}(z_{1:t}), k = 1, \dots, k_t^x)$ where

$$\mathcal{T}_{\gamma,m,t,k}^{\theta_{1:t}}(z_{1:t}) = (P_{\gamma,m,t,k,ij}, q_{\gamma,m,t,k,ij}, r_{\gamma,m,t,k,ij} : \text{all } i, j).$$

and the conditional expectations

$$\tilde{S}_{\gamma,m,t}^{\theta_{1:t}}(z_{1:t}) = \tilde{S}_{\gamma,alive,m,t}^{\theta_{1:t}}(z_{1:t}) + \tilde{S}_{\gamma,dead,m,t}^{\theta_{1:t}}(z_{1:t})$$

can be calculated by using $\mathcal{T}_{\gamma,m,t,k}^{\theta_{1:t}}(z_{1:t})$ as in Section III-B2. Finally, regarding those $S_{m,t}$ in (9), we calculate $8 \leq m \leq 15$.

$$S_{\gamma,m,t}(z_{1:t}) = (1 - \gamma_t) S_{\gamma,m,t-1}(z_{1:t-1}) + \gamma_t s_m(z_t). \quad (26)$$

for the values $z_{1:t} = z_{1:t}^{(i)}$ for $i = 1, \dots, N$. In the maximisation step, we update $\theta_{t+1} = \Lambda \left(\tilde{S}_{\gamma,1,t}^{\theta_{1:t}}, \dots, \tilde{S}_{\gamma,15,t}^{\theta_{1:t}} \right)$ where the expectations are obtained

$$\hat{S}_{\gamma,m,t}^{\theta_{1:t}} = \begin{cases} \sum_{i=1}^N w_t^{(i)} \tilde{S}_{\gamma,m,t}^{\theta_{1:t}}(z_{1:t}^{(i)}), & 1 \leq m \leq 7, \\ \sum_{i=1}^N w_t^{(i)} S_{\gamma,m,t}(z_{1:t}^{(i)}), & 8 \leq m \leq 15. \end{cases}$$

In practice, the maximisation step is not executed until a burn-in time t_b for added stability of the estimators (e.g. see Cappé [3]).

Notice that the SMC online EM algorithm can be implemented with the help of Algorithm 2 the only changes are (25) and (26) instead of (22) and (24). Algorithm 3 describes the SMC online EM algorithm for the MTT model.

Algorithm 3. The SMC online EM algorithm for the MTT model

- **E-step:** If $t = 1$, start with θ_1 , obtain $\hat{p}_{\theta_1}(z_1|\mathbf{y}_1) = \sum_{i=1}^N w_1^{(i)} \delta_{z_1^{(i)}}(z_1)$, and for $i = 1, \dots, N$ initialise

$$\mathcal{T}_{\gamma,m,1}^{\theta_1}(z_1^{(i)}), \tilde{S}_{\gamma,dead,m,1}^{\theta_1}(z_1^{(i)}) \text{ for } m = 1, \dots, 7 \text{ and } S_{\gamma,m',1}(z_1^{(i)}) \text{ for } m' = 8, \dots, 15,$$

If $t \geq 1$,

$$\text{Obtain } \hat{p}_{\theta_{1:t}}(z_{1:t}|\mathbf{y}_{1:t}) = \sum_{i=1}^N w_t^{(i)} \delta_{z_{1:t}^{(i)}}(z_{1:t}) \text{ from } \hat{p}_{\theta_{1:t-1}}(z_{1:t-1}|\mathbf{y}_{1:t-1}) \text{ along with } \pi_t.$$

For $i = 1, \dots, N$, set $j = \pi_t(i)$. Use Algorithm 2 with the stochastic approximation to obtain

$$\mathcal{T}_{\gamma,m,t}^{\theta_{1:t}}(z_{1:t}^{(i)}), \tilde{S}_{\gamma,dead,m,t}^{\theta_{1:t}}(z_{1:t}^{(i)}) \text{ for } m = 1, \dots, 7 \text{ and } S_{\gamma,m',t}(z_{1:t}^{(i)}) \text{ for } m' = 8, \dots, 15 \text{ from}$$

$$\mathcal{T}_{\gamma,m,t-1}^{\theta_{1:t-1}}(z_{1:t-1}^{(j)}), \tilde{S}_{\gamma,dead,m,t-1}^{\theta_{1:t-1}}(z_{1:t-1}^{(j)}) \text{ for } m = 1, \dots, 7 \text{ and } S_{\gamma,m',t-1}(z_{1:t-1}^{(j)}) \text{ for } m' = 8, \dots, 15.$$

- **M-step:** If $t < t_b$, $\theta_{t+1} = \theta_t$. Else, for $i = 1, \dots, N$, $m = 1, \dots, 7$ calculate $\tilde{S}_{\gamma,alive,m,t}^{\theta_{1:t}}(z_{1:t}^{(i)})$ and $\tilde{S}_{\gamma,m,t}^{\theta_{1:t}}(z_{1:t}^{(i)}) =$

TABLE I
THE LIST OF THE EM VARIABLES USED IN SECTION III

<p>Sections III-A and III-A1 $S_{m,n}$, $m = 1 : 15$, Sufficient statistics of the MTT model $S_{m,n}^\theta$, $m = 1 : 15$, Expectation of $S_{m,n}$ conditional to $\mathbf{y}_{1:n}$ $\tilde{S}_{m,n}^\theta$, $m = 1 : 7$, Expectation of $S_{m,n}$ conditional to $\mathbf{y}_{1:n}$ and $z_{1:n}$ Section III-A2 $\hat{S}_{m,n}^\theta$, Monte Carlo estimation of $S_{m,n}^\theta$ $\hat{S}_{\gamma,m,n}^{(j)}$, Weighted average of $\hat{S}_{m,n}^{\theta_1}, \dots, \hat{S}_{m,n}^{\theta_j}$ for the SAEM algorithm Section III-B1 $\tilde{S}_{m,n}$, $m = 1 : 7$, Sufficient statistics of a single GLSSM $\tilde{s}_{m,t}$, $m = 1 : 7$, Incremental functions for $\tilde{S}_{m,n}$ $\tilde{S}_{m,t,ij}$, The (i, j)'th element of $\tilde{S}_{m,n}$ $\tilde{s}_{m,t,ij}$, The (i, j)'th element of $\tilde{s}_{m,t}$ $\tilde{T}_{m,t,ij}$, Forward smoothing recursion (FSR) function for $\tilde{S}_{m,t,ij}$ $\tilde{P}_{m,t,ij}, \tilde{q}_{m,t,ij}, \tilde{r}_{m,t,ij}$, Variables used to write $\tilde{T}_{m,t,ij}$ in closed-form Section III-B2 $s_{m,t}$, $m = 1 : 15$, Incremental functions for $S_{m,n}$ $T_{m,t}^\theta$, $m = 1 : 7$, FSR function for $S_{m,t}$ $T_{m,t,k}^\theta$, FSR function for m'th sufficient statistic of the k'th alive target at time t $T_{m,t,k,ij}^\theta$, The (i, j)th element of $T_{m,t,k}^\theta$ $P_{m,t,k,ij}, q_{m,t,k,ij}, r_{m,t,k,ij}$, Variables to write $T_{m,t,k,ij}$ $\tilde{S}_{m,t,k}^\theta$, Expectation of the m'th sufficient statistic of the k'th alive target at time t $\tilde{S}_{m,t,k,ij}^\theta$, The (i, j)'th element of $\tilde{S}_{m,t,k}^\theta$ $\tilde{S}_{alive,m,t}^\theta$, Contributions of the alive targets at time t to $\tilde{S}_{m,t}^\theta$ $\tilde{S}_{dead,m,t}^\theta$, Contributions of the dead targets up to time t to $\tilde{S}_{m,t}^\theta$ Section III-B3 $T_{\gamma,m,t}^{\theta_{1:t}}$, Online estimation of $T_{m,t}^\theta$ using $\theta_{1:t}$ $P_{\gamma,m,t,k,ij}, q_{\gamma,m,t,k,ij}, r_{\gamma,m,t,k,ij}$: Variables to write $T_{\gamma,m,t,k,ij}$ $\tilde{S}_{\gamma,alive,m,t}^{\theta_{1:t}}$, Online estimation of $\tilde{S}_{alive,m,t}^\theta$ using $\theta_{1:t}$ $\tilde{S}_{\gamma,dead,m,t}^{\theta_{1:t}}$, Online estimation of $\tilde{S}_{dead,m,t}^\theta$ using $\theta_{1:t}$ $\tilde{S}_{\gamma,m,t}^{\theta_{1:t}}$, Online estimation of $\tilde{S}_{m,t}^\theta$ using $\theta_{1:t}$ $S_{\gamma,m,t}$, $m = 8 : 15$, Online calculation of $S_{m,n}$ using $\theta_{1:t}$ $\hat{S}_{\gamma,m,t}^{\theta_{1:t}}$, Online estimation of $\hat{S}_{m,t}^\theta$ using $\theta_{1:t}$</p>
--

$\tilde{S}_{\gamma,alive,m,t}^{\theta_{1:t}}(z_{1:t}^{(i)}) + \tilde{S}_{\gamma,dead,m,t}^{\theta_{1:t}}(z_{1:t}^{(i)})$ ('optional' lines in Algorithm 2). Calculate the expectations

$$\left[\hat{S}_{\gamma,1,t}^{\theta_{1:t}}, \dots, \hat{S}_{\gamma,15,t}^{\theta_{1:t}} \right]$$

$$= \sum_{i=1}^N w_n^{(i)} \left[\tilde{S}_{\gamma,m,t}^\theta, \dots, \tilde{S}_{\gamma,7,t}^{\theta_{1:t}}, S_{\gamma,8,t}, \dots, S_{\gamma,15,t} \right] \left(z_{1:t}^{(i)} \right).$$

and update $\theta_{t+1} = \Lambda \left(\hat{S}_{\gamma,1,t}^{\theta_{1:t}}, \dots, \hat{S}_{\gamma,15,t}^{\theta_{1:t}} \right)$.

Finally, before ending this section, we list in Table I some important variables used to describe the EM algorithms throughout the section.

IV. EXPERIMENTS AND RESULTS

We compare the performance of the parameter estimation methods described in Section III for the constant velocity model in Example 1, where the parameter vector is

$$\theta = (\lambda_b, \lambda_f, p_d, p_s, \mu_{bp}, \mu_{bv}, \sigma_{bp}^2, \sigma_{bv}^2, \sigma_{xp}^2, \sigma_{xv}^2, \sigma_y^2).$$

Note that the constant velocity model assumes the position noise variance $\sigma_{xp}^2 = 0$. All other parameters are estimated.

A. Batch setting

1) *Comparison of methods for batch estimation:* We run two experiments using the constant velocity model in the batch setting. In the first experiment, we generate an observation sequence of length $n = 100$ by using the parameter value

$$\theta^* = (0.2, 10, 0.90, 0.95, 0, 0, 25, 4, 0, 0.0625, 4)$$

and window size $\kappa = 100$. This particular value of θ^* creates on average 1 target every 5 time steps, and the average life of a target is 20 time steps. Therefore we expect to see around 4 targets per time.

Using the generated data set, we compare the performance of the three different methods for batch estimation, which are SMC-EM and MCMC-EM (two different implementations of SAEM in Algorithm 1) for MLE, and MCMC for the Bayesian estimation [34]. For SMC-EM, we used $N = 200$ particles to implement the SMC method based on the L -best linear assignment to sample associations, where we set $L = 10$, the details of the SMC method are in Appendix B. For the MCMC-EM, in each EM iteration we ran 5 MCMC steps and the last sample is taken to compute the sufficient statistics, i.e. $N = 1$. For both the SMC and MCMC implementations of SAEM, $\gamma_j = j^{-0.8}$ is used as the sequence of step-sizes for all parameters to be estimated, with the exception that $\gamma_j = j^{-0.55}$ is used for estimating σ_{xv}^2 . That is to say, in the SAEM algorithm, $\hat{S}_{\gamma,3,n}^{(j)}$, $\hat{S}_{\gamma,4,n}^{(j)}$, and $\hat{S}_{\gamma,5,n}^{(j)}$ are calculated using $\gamma_j = j^{-0.55}$, and $\hat{S}_{\gamma,11,n}^{(j)}$ is calculated twice by using $\gamma_j = j^{-0.55}$ and $\gamma_j = j^{-0.8}$ separately (since it appears both in the estimation of σ_{xv}^2 and p_s), and for the rest of $\hat{S}_{\gamma,m,n}^{(j)}$ $\gamma_j = j^{-0.8}$ is used. For Bayesian estimation, the following conjugate priors are used:

$$p_s, p_d \stackrel{iid}{\sim} \text{Unif}(0, 1), \quad \lambda_b, \lambda_f \stackrel{iid}{\sim} \mathcal{G}(0.001, 1000),$$

$$\sigma_{xv}^2, \sigma_y^2, \sigma_{bp}^2, \sigma_{bv}^2 \stackrel{iid}{\sim} \mathcal{IG}(0.001, 0.001),$$

$$\mu_{bx} | \sigma_{bp}^2 \sim \mathcal{N}(0.1, 1000\sigma_{bp}^2), \quad \mu_{by} | \sigma_{bp}^2 \sim \mathcal{N}(-0.1, 1000\sigma_{bp}^2).$$

Figure 2 shows the results obtained using SMC-EM, MCMC-EM and MCMC after 2000, 3×10^5 , 3×10^5 iterations respectively. For the Bayesian estimate, we consider only the last 5000 samples generated using MCMC as samples from the true posterior $p(\theta | \mathbf{y}_{1:n})$. For comparison, we also execute the EM algorithm with the true data association and the resulting θ^* estimate will serve as the benchmark. Note that given the true association, the EM can be executed without the need for any Monte Carlo approximation, and it gave the estimate

$$\theta^{*,z} = (0.18, 9.94, 0.92, 0.97, -1.98, 0.91, 17.18, 5.92, 0, 0.027, 4.01).$$

The z in the superscript is to indicate that this value of θ maximises the joint probability density of $\mathbf{y}_{1:n}$ and $z_{1:n}$, i.e.

$$\theta^{*,z} = \arg \max_{\theta \in \Theta} \log p_\theta(\mathbf{y}_{1:n}, z_{1:n})$$

which is different than θ_{ML} . However, for a data size of 100, $\theta^{*,z}$ is expected to be closer to θ_{ML} than θ^* is, hence it is useful for evaluating the performances of the stochastic EM algorithms we present. From Figure 2, we can see that almost all MLE estimates obtained using SMC-EM and MCMC-EM converge to values around $\theta^{*,z}$, except for σ_{xv}^2 from SMC-EM

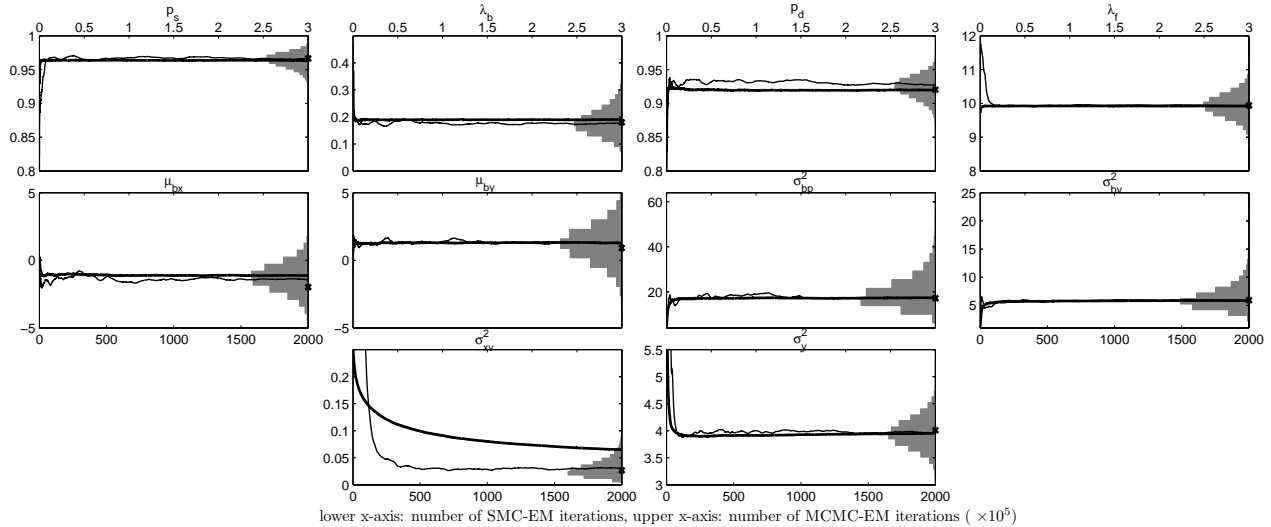


Fig. 2. Batch estimates obtained using the SMC-EM (thin lines) and MCMC-EM (bold lines) algorithms for MLE and MCMC algorithm for the Bayesian estimate (histograms). $\theta^{*,z}$ is shown as a cross. Upper and lower x-axes show the number of EM iterations for MCMC-EM and SMC-EM, respectively.

has not converged within the experiment running time. The histogram of the Bayesian MCMC samples in Fig 2 indicate that the modes of the posterior probabilities obtained using MCMC are around $\theta^{*,z}$ as well.

The computational complexity of one MCMC move for updating $z_{1:n}$, for a fixed parameter θ , is dominated by a term which is $\mathcal{O}(\lambda_x T^2 \lambda_b)$, where $\lambda_x = \lambda_b / (1 - p_s)$ is the average number of targets per time. On the other hand, the cost of the E-step of SMC-EM is dominated by a term which is $\mathcal{O}(TNL\lambda_y^3)$, where $\lambda_y = \lambda_x(1 + p_d) + \lambda_f$ and L is the parameter used in L -best assignment. (For a more detailed computational analysis for SMC based EM algorithms see Appendix C.) In realistic scenarios, one expects the SMC E-step, being power three in the number of targets and clutter, to be far more costly than the MCMC E-step, which results in the SMC-EM algorithm being far slower, as in our example. We observed, but not shown in Figure 2, that the θ samples of the MCMC Bayesian estimate reached the true values after approximately $2e4$ iterations, earlier than MCMC-EM's $7.5e4$ iterations. This is because MCMC-EM forgets its past more slowly than MCMC Bayesian due to dependance induced by the stochastic approximation step (13). Although in this case MCMC Bayesian seems preferable, we need to be careful when choosing the prior distribution for θ especially when data is scarce as it may unduly influence the results.

The reason why SMC-EM is comparatively slow to converge is because of the costly SMC E-step. Often, the parameters can be updated without a complete browse through all the data. We may thus speed up convergence by applying SMC online EM (Algorithm 3) on the following sequence of concatenated data

$$[\mathbf{y}_{1:n}, \mathbf{y}_{1:n}, \dots],$$

Figure 3 shows both our previous SMC-EM estimates (vs number of iterations) in Figure 2 and the SMC online EM estimates (vs number of passes over the original data $\mathbf{y}_{1:n}$) on the concatenated data; and we note that both algorithms are

started with the same initial estimate of θ^* . Noting that the computational cost of one iteration of the SMC-EM algorithm and the computational cost of one pass of SMC online EM algorithm over the data are roughly the same, we observe that σ_{xv}^2 and the other parameters converge much quicker in this way. The caveat though is that there is now a bias introduced due to the discontinuity at the concatenation points, e.g. \mathbf{y}_n may correspond to the observations of many surviving targets whereas \mathbf{y}_1 may be the observations of an initially target free surveillance region. This discontinuity will effect, especially, survival p_s , detection p_d , and any other parameter depending crucially on a correct K_t^x estimate over time. However it will have little effect on the parameters $\mu_{bx}, \mu_{by}, \sigma_{bp}^2, \sigma_{bv}^2, \sigma_{xv}^2, \sigma_y^2$ which govern the dynamics of the HMM associated with a target. In conclusion, one way to estimate θ^* in a batch setting using SMC-EM is by (i) first running SMC online EM on $[\mathbf{y}_{1:n}, \mathbf{y}_{1:n}, \dots]$ until convergence to get an estimator θ' of θ^* , (ii) and then run the batch SMC-EM initialised at θ' .

2) *Batch estimation on a larger data set:* In the second experiment we compare the batch estimation algorithms, MCMC-EM and the Bayesian method, with a larger data set which has more targets and observations. Recall that the SMC-EM algorithm is based on a SMC algorithm which uses the L -best linear assignments and its computational complexity is approximately polynomial of order 3 in $\lambda_y = \lambda_x + (1 + p_d)\lambda_f$. Therefore, the SMC-EM algorithm would take a long time to execute and is left out of the comparison in this experiment. We created a data set of $n = 150$ time steps by using the parameter

$$\theta^* = (0.65, 22.5, 0.90, 0.95, 0, 0, 25, 4, 0, 0.0625, 4).$$

with window size $\kappa = 150$ for the surveillance region. With this choice, we see approximately 13 targets per time. Figure 4 shows the results obtained from the MCMC-EM and the Bayesian method for estimating θ^* . When the true association

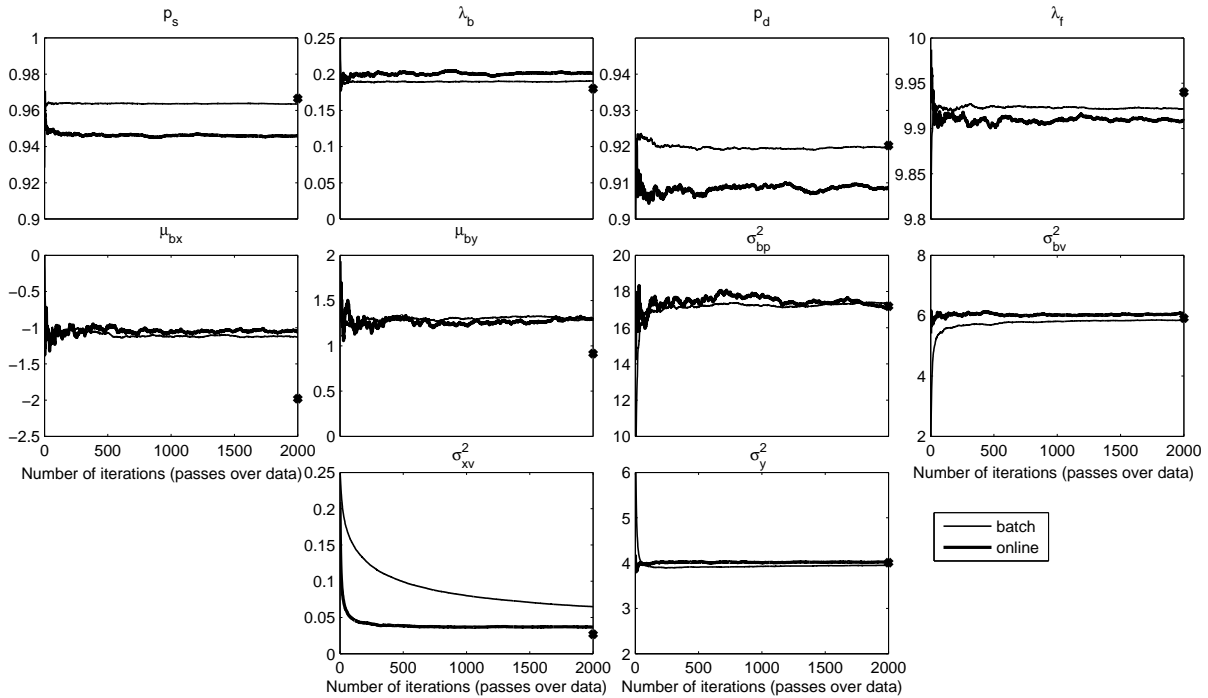


Fig. 3. Comparison of online SMC-EM estimates applied to the concatenated data (thicker line) with batch SMC-EM

is given, the EM algorithm finds $\theta^{*,z}$ for this data set as

$$\theta^{*,z} = (0.63, 22.88, 0.90, 0.95, 0.15, -0.68, 27.96, 3.32, 0, 0.065, 3.98).$$

We can see that both methods work well for this large data set. It is worth mentioning that MCMC Bayesian converged to the stationary distribution after $1e5$ iterations (not shown in the figure), while MCMC-EM converged after $3e5$ iterations.

B. Online EM setting

We demonstrate the performance of the SMC online EM in Algorithm 3 in two settings.

1) *Unknown fixed number of targets*: In the first experiment for online estimation, we create a scenario where there are a constant but unknown number of targets that never die and travel in the surveillance region for a long time. That is, $K_0^x = K$ (which is unknown and to be estimated), $\lambda_b = 0$ and $p_s = 1$. We also slightly modify our MTT model so that the target state is a stationary process. The modified model assumes that the state transition matrix F is

$$F = \begin{pmatrix} 0.99I_{2 \times 2} & \Delta I_{2 \times 2} \\ \mathbf{0}_{2 \times 2} & 0.99I_{2 \times 2} \end{pmatrix}, \quad (27)$$

and G, W and V are the same as the MTT model in Example 1. The change is to the diagonals of matrix F which should be $I_{2 \times 2}$ for a constant velocity model. However, $0.99I_{2 \times 2}$ will lead to non-divergent targets, i.e. having a stationary distribution; see Figure 5 for a sample trajectory. We create data of length $n = 50000$ with $K = 10$ targets which are initiated by using $\mu_{bx} = 0, \mu_{by} = 0, \sigma_{bx}^2 = 25, \sigma_{bv}^2 = 4$. The other parameters to create the data are $p_d = 0.9, \lambda_f = 10, \sigma_{xv}^2 = 0.01, \sigma_y^2 = 4$, and the window size $\kappa = 100$.

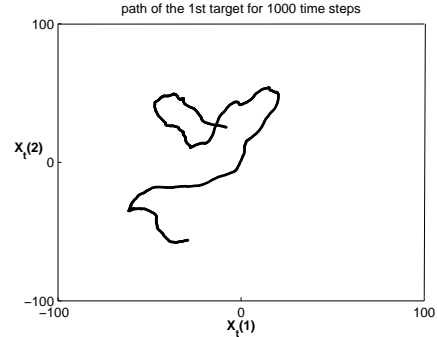


Fig. 5. The position of target no. 1 evolving in time for the first 1000 time steps with modified constant velocity model with F in (27)

Figure 6 shows the estimates for parameters $p_d, \lambda_f, \sigma_{xv}^2, \sigma_y^2$ using the SMC online EM algorithm described in Algorithm 3, when $K_t^0 = K = 10$ is known. We used $L = 10$ and $N = 100$, and $\gamma_t = t^{-0.8}$ is taken for all of the parameters except σ_{xv}^2 , where we used $\gamma_t = t^{-0.55}$. The burn-in time, until when the M-step is not executed, is $t_b = 10$. We can observe the estimates for the parameters quickly settle around the true values. Note that $\mu_x, \mu_y, \sigma_{bp}^2, \sigma_{bv}^2$ are not estimated here because they are the parameters of the initial distribution of targets which have no effect on the stationary distribution of a MTT model with fixed number of targets, and thus they are not identifiable by an online EM algorithm [10]. Note that the online MLE procedure is based on the fact that the parameters of the initial distribution will have a negligible effect on the likelihood of observations \mathbf{y}_t for large t . In practice, the parameters of the initial distribution can be estimated by running a batch EM algorithm for the sequence of the first few

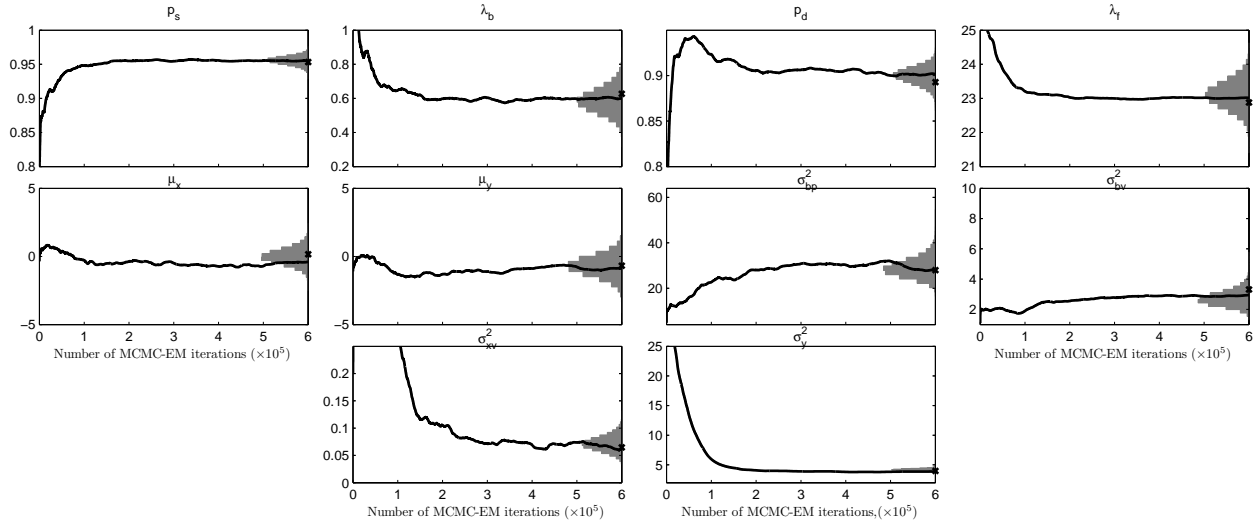


Fig. 4. Batch estimates obtained from a large data set using the MCMC-EM (bold lines) algorithm for MLE and MCMC for Bayesian estimates (histograms). $\theta^{*,z}$ is shown as a cross. Upper and lower x-axes show the number of EM iterations for MCMC-EM and SMC-EM, respectively.

observations, such as $y_{1:50}$, and fixing all other parameters to the values obtained by SMC online EM.

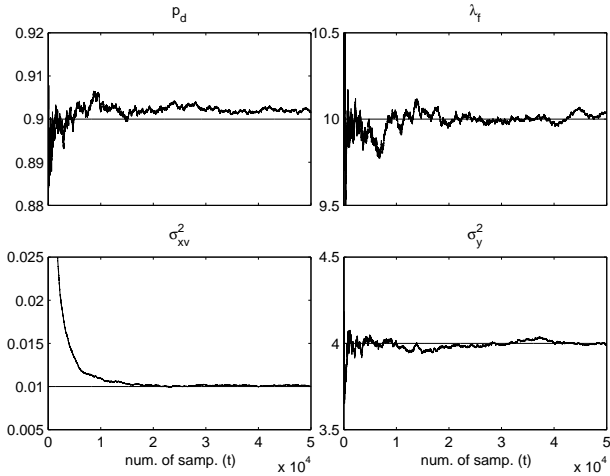


Fig. 6. Online estimates of SMC-EM algorithm (Algorithm 3) for fixed number of targets. True values are indicated with a horizontal line. Initial estimates for $p_d, \lambda_f, \sigma_{xv}^2, \sigma_y^2$ are 0.6, 15, 0.25, 25; they are not shown in order to zoom in around the converged values.

The particle filter in Algorithm 3, which we used to produce the results in Figure 3, has all its particles having the same number of targets, which is the true K . However, K can be estimated by running several SMC online EM algorithms with different possible K 's, and comparing the estimated likelihoods $p_{\theta_{1:t}}(\mathbf{y}_{1:t}|K)$ versus t . Figure 7 shows how the estimates of $p_{\theta_{1:t}}(\mathbf{y}_{1:t}|K)$ for values $K = 6, \dots, 15$ compare with time. Both the left and right figures suggest that $p_{\theta_{1:t}}(\mathbf{y}_{1:t}|K)$ favours $K = 10$ starting from $t = 100$ and the decision on the number of targets can be safely made after about 200 time steps. We have also checked this comparison with different initial values for θ and found out that the comparison is robust to the initial estimate θ_0 .

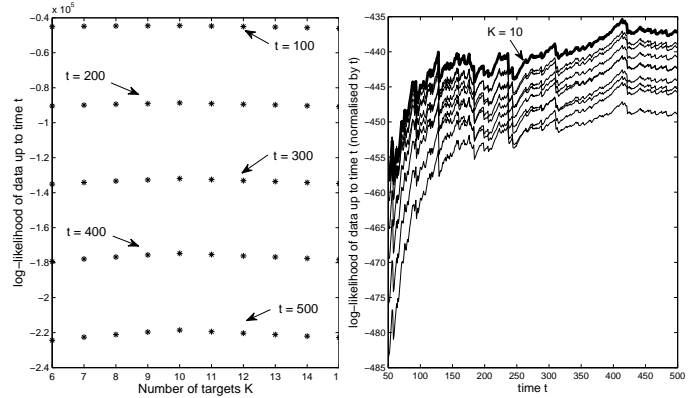


Fig. 7. Left: estimates of $p_{\theta_{1:t}}(\mathbf{y}_{1:t}|K)$ (normalised by t) for values $t = 100 \dots, t = 500$ and for $K = 6, \dots, K = 15$. Right: Estimates of $p_{\theta_{1:t}}(\mathbf{y}_{1:t}|K)$ normalised by t for values $K = 6, \dots, K = 15, K = 10$ is stressed with a bold plot.

2) *Unknown time varying number of targets:* In the second experiment with online estimation, we consider the constant velocity model in Example 1 with a time-varying number of targets, i.e. $\lambda_b > 0$ and $p_s < 1$. We generated a set of data of length $n = 10^5$ using parameters

$$\theta^* = (0.2, 10, 0.90, 0.95, 0, 0, 25, 4, 0, 0.0625, 4)$$

and we estimated all of them (except $\sigma_{xp}^2 = 0$). Again, we used $L = 10$ and $N = 200$, and $\gamma_t = t^{-0.8}$ is taken for all of the parameters except σ_{xv}^2 for which we used $\gamma_t = t^{-0.55}$. The online estimates for those parameters are given in Figure 8 (solid lines). The initial values are taken to be $\theta_0 = (0.8, 0.5, 0.6, 13, -1, -1, 1, 1, 16, 0, 0.25, 25)$ which is not shown in the figure in order to zoom in around θ^* . We observe that the estimates have quickly left their initial values and settle around θ^* . Also, the parameter estimates for the initial distribution of newborn targets have the largest

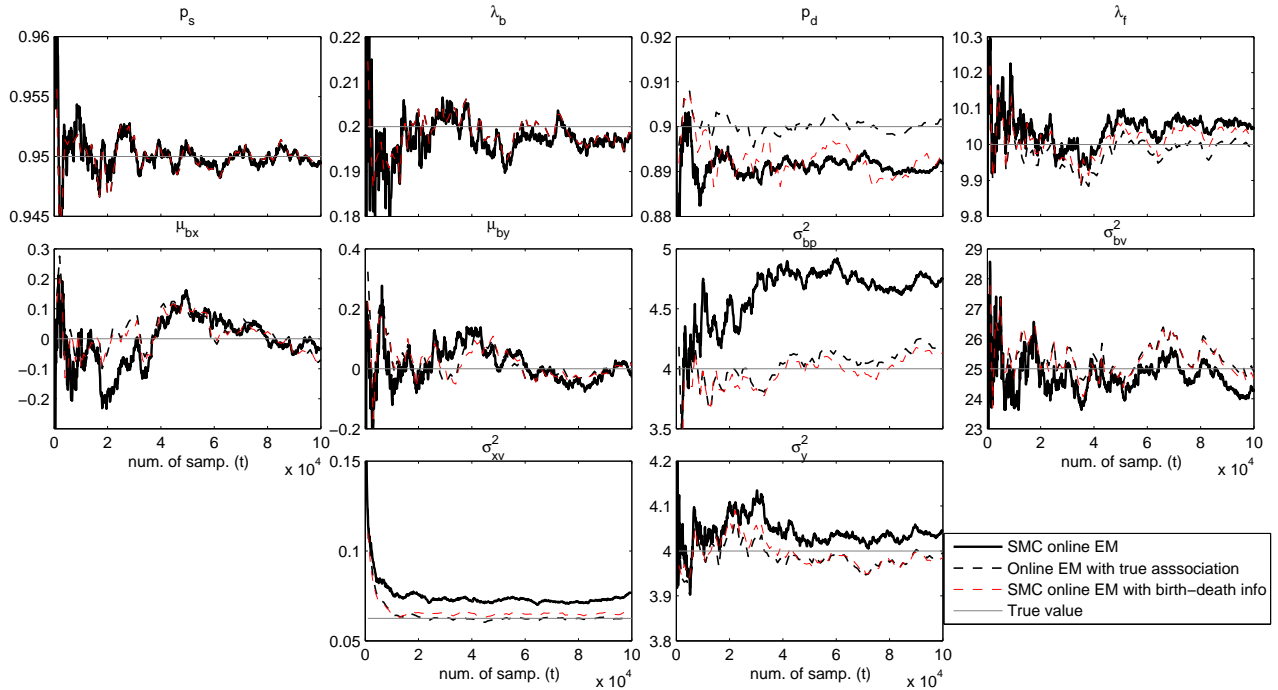


Fig. 8. Estimates of online SMC-EM algorithm (Algorithm 3) for a time varying number of targets, compared with online EM estimates when the true data association ($\{Z_t\}_{t \geq 1}$) is known (black dashed lines) and SMC online EM estimates when the birth death information ($\{K_t^b, C_t^s\}_{t \geq 1}$) is known (red dashed lines). For the estimates in case of known true association and in case of known birth-death information, $\theta_{1000,2000,\dots,100000}$ are shown only. True values are indicated with a horizontal line. The initial value $\theta_0 = (0.8, 0.5, 0.6, 13, -1, -1, 1, 1, 16, 0, 0.25, 25)$ is not shown in order to zoom in around θ^*

oscillations around their true values which is in agreement with the results in the batch setting.

Another important observation from Figure 8 is that there is bias in the estimates of some of the parameters, namely $p_d, \lambda_f, \sigma_{bv}^2, \sigma_{xv}^2, \sigma_y^2$. This bias arises from the Monte Carlo approximation. To provide a clearer illustration of this Monte Carlo bias, we compared the SMC online EM estimates with the online EM estimates we would have if we were given the true data association, i.e. $\{Z_t\}_{t \geq 1}$. The dashed lines in Figure 8 show the results obtained when the true association is known; for illustrative purposes we plot every 1000'th estimate only, hence the sequence $\theta_{1000,2000,\dots,100000}$.

The source of the bias in the results is undoubtedly due to the SMC approximation of $p_\theta(z_{1:n} | y_{1:n})$. However, we are able to pin down more precisely which components of $z_{1:n}$ are being poorly tracked. We ran the SMC online EM algorithm for the same data sequence, but this time by feeding the algorithm with the birth-death information, i.e. $\{K_t^b, C_t^s\}_{t \geq 1}$. Figure 8 shows that when $\{K_t^b, C_t^s\}_{t \geq 1}$ is provided to the algorithm, the bias for some components drops. This indicates that (i) the bias in the MTT parameters is predominantly due to the poor tracking of the birth and death times by our SMC MTT algorithm and (ii) with knowledge of the births and deaths, the unknown assignments of targets to observations seem to be adequately resolved by the L -best approach since the bias in the target HMM parameters diminishes. Therefore, the bottle neck of the SMC MTT algorithm is birth/death estimation and, generally speaking, a better SMC scheme for the birth-death tracking may reduce the bias. Note that when

the number of births per time is limited by a finite integer, *all* the variables of Z_t i.e. $(K_t^b, K_t^f, C_t^s, C_t^d, A_t)$ can be tracked within the L -best assignment framework, and we expect in this case the bias to be significantly smaller. However, since in our MTT model the number of births per time is unlimited (being a Poisson random variable), we cannot include birth-death tracking in the L -best assignment framework; see the SMC algorithm in Appendix B for details.

3) *Tuning the number of particles N* : It is expected that a reasonable accuracy of SMC target tracker is necessary for good performance in parameter estimation. Obviously, there is a trade off between accuracy of SMC tracking and computational cost, and this trade off is a function of N , the number of particles. This raises the following question: how do we identify if the number of particles is adequate for the SMC online EM algorithm for a real data set given that θ^* is unknown? We propose a procedure to address this issue. For the chosen value N :

- 1) Run SMC online EM on the real data set with N particles to obtain an estimate $\hat{\theta}$ of the unknown θ^* .
- 2) Simulate the MTT model with $\hat{\theta}$ for a small number of time steps to obtain a data set for verification.
- 3) Run the SMC target tracker for the simulated data with $\theta = \hat{\theta}$ known.
- 4) If the target tracking accuracy is “bad”, increase N and return to step 1; else stop.

The tracking accuracy can roughly be measured by comparing K_t^x with its particle estimate which is suggestive of the birth-death tracking performance, which we have identified to have

a significant impact on the bias of the estimates as shown in Figure 8.

V. CONCLUSION AND DISCUSSION

We have presented MLE algorithms for inferring the static parameters in linear Gaussian MTT models. Based on our comparisons of the offline and online EM implementations, our recommendations to the practitioner are: (i) If batch estimation permissible for the application then it should always be preferred. (ii) Moreover, MCMC-EM should be preferred as batch SMC-EM has the disadvantage of slow convergence of some parameters while online SMC-EM applied to concatenated data, although converges quicker than batch MCMC-EM, induces some bias for certain parameters due to the discontinuity caused at the concatenation boundaries. Furthermore, SMC tracker does not scale well with the average number of targets per time and clutter rate; see Sec calculation in IV-A. (iii) For very long data sets (i.e. large time) and when there is a computational budget, then online SMC-EM seems the most appropriate since it is easier to control computational demands by restricting the number of particles. We have seen that in online SMC-EM there will be biases in some of the parameter estimates if the birth and death times are not tracked accurately. The particle number should be verified for adequacy as recommended in Section IV-B3.

We have not considered other tracking algorithms that work well such as those based on the PHD filter [30, 32] which could be used provided track estimates can be extracted. The linear Gaussian MTT model can be extended in the following manner while still admitting an EM implementation of MLE. For example, split-merge scenarios for targets can be considered. Moreover, the number of newborn targets per time and false measurements need not be Poisson random variables; for example the model may allow no births or at most one birth at a time determined by a Bernoulli random variable. Furthermore, false measurements need not be uniform, e.g. their distribution may be a Gaussian (or a Gaussian mixture) distribution. Also, we assumed that targets are born close to the centre of the surveillance region; however, different types of initiation for targets may be preferable in some applications.

For non-linear non-Gaussian MTT models, Monte Carlo type batch and online EM algorithms may still be applied by sampling from the hidden states \mathbf{X}_t 's provided that the sufficient statistics for the EM are available in the required additive form [8]. In those MTT models where sufficient statistics for EM are not available, other methods such as gradient based MLE methods can be useful (e.g. Poyiadjis et al. [21]).

APPENDIX

A. Recursive updates for sufficient statistics in a single GLSSM

Referring to the variables in Section III-B1, the intermediate functions for the sufficient statistics in (18) can be written as

$$T_{m,t,ij}(x_t, c_{1:t}^d) = x_t^T \bar{P}_{m,t,ij} x_t + \bar{q}_{m,t,ij}^T x_t + \bar{r}_{m,t,ij}$$

where $i, j = 1, \dots, d_x$ for $m = 1, 3, 4, 5, 7$; $i = 1, \dots, d_x, j = 1, \dots, d_y$ for $m = 2$; and $i = 1, \dots, d_x, j = 1$ for $m = 6$. All $\bar{P}_{m,t,ij}$'s, $\bar{q}_{m,t,ij}$'s and $\bar{r}_{m,t,ij}$'s are $d_x \times d_x$ matrices, $d_x \times 1$ vectors and scalars, respectively. Forward smoothing is then performed via recursions over these variables. Start at time 1 with the initial conditions $\bar{P}_{m,1,ij} = 0_{d_x \times d_x}$, $\bar{q}_{m,1,ij} = 0_{d_x \times 1}$, and $\bar{r}_{m,1,ij} = 0$ for all m except $\bar{P}_{1,1,ij} = c_1^d e_i e_j^T$, $\bar{P}_{7,1,ij} = e_i e_j^T$, $\bar{q}_{2,1,ij} = c_1^d y_1(j) e_i$, and $\bar{q}_{6,1,i1} = e_i$. At time $t + 1$, update

$$\begin{aligned} \bar{P}_{1,t+1,ij} &= B_t^T \bar{P}_{1,t,ij} B_t + c_{t+1}^d e_i e_j^T \\ \bar{q}_{1,t+1,ij} &= B_t^T \bar{q}_{1,t,ij} + B_t^T \left(\bar{P}_{1,t,ij} + \bar{P}_{1,t,ij}^{\theta,T} \right) b_t \\ \bar{r}_{1,t+1,ij} &= \bar{r}_{1,t,ij} + \text{tr} \left(\bar{P}_{1,t,ij} \Sigma_{t|t+1} \right) + \bar{q}_{1,t,ij}^T b_t + b_t^T \bar{P}_{1,t,ij} b_t \\ \bar{P}_{2,t+1,ij} &= 0_{d_x \times d_x} \\ \bar{q}_{2,t+1,ij} &= B_t^T \bar{q}_{2,t,ij} + c_{t+1}^d y_{t+1}(j) e_i \\ \bar{r}_{2,t+1,ij} &= \bar{r}_{2,t,ij} + \bar{q}_{2,t+1,ij}^T b_t \\ \bar{P}_{3,t+1,ij} &= B_t^T \left(\bar{P}_{3,t,ij} + e_i e_j^T \right) B_t \\ \bar{q}_{3,t+1,ij} &= B_t^T \bar{q}_{3,t,ij} + B_t^T \left(\bar{P}_{3,t,ij} + \bar{P}_{3,t,ij}^T + e_i e_j^T + e_j e_i^T \right) b_t \\ \bar{r}_{3,t+1,ij} &= \bar{r}_{3,t,ij} + \text{tr} \left(\left(\bar{P}_{3,t,ij} + e_i e_j^T \right) \Sigma_{t|t+1} \right) + \bar{q}_{3,t,ij}^T b_t \\ &\quad + b_t^T \left(\bar{P}_{3,t,ij} + e_i e_j^T \right) b_t \\ \bar{P}_{4,t+1,ij} &= B_t^T \bar{P}_{4,t,ij} B_t + e_i e_j^T \\ \bar{q}_{4,t+1,ij} &= B_t^T \bar{q}_{4,t,ij} + B_t^T \left(\bar{P}_{4,t,ij} + \bar{P}_{4,t,ij}^T \right) b_t \\ \bar{r}_{4,t+1,ij} &= \bar{r}_{4,t,ij} + \text{tr} \left(\bar{P}_{4,t,ij} \Sigma_{t|t+1} \right) + \bar{q}_{4,t,ij}^T b_t + b_t^T \bar{P}_{4,t,ij} b_t \\ \bar{P}_{5,t+1,ij} &= B_t^T \bar{P}_{5,t,ij} B_t + e_i e_j^T B_t \\ \bar{q}_{5,t+1,ij} &= B_t^T \bar{q}_{5,t,ij} + B_t^T \left(\bar{P}_{5,t,ij} + \bar{P}_{5,t,ij}^T \right) b_t + e_j b_t^T e_i \\ \bar{r}_{5,t+1,ij} &= \bar{r}_{5,t,ij} + \text{tr} \left(\bar{P}_{5,t,ij} \Sigma_{t|t+1} \right) + \bar{q}_{5,t,ij}^T b_t + b_t^T \bar{P}_{5,t,ij} b_t \\ \bar{P}_{6,t+1,i1} &= 0_{d_x \times d_x} \\ \bar{q}_{6,t+1,i1} &= B_t^T \bar{q}_{6,t,i1} \\ \bar{r}_{6,t+1,i1} &= \bar{r}_{6,t,i1} + \bar{q}_{6,t+1,i1}^T b_t \\ \bar{P}_{7,t+1,ij} &= B_t^T \left(\bar{P}_{7,t,ij} \right) B_t \\ \bar{q}_{7,t+1,ij} &= B_t^T \bar{q}_{7,t,ij} + B_t^T \left(\bar{P}_{7,t,ij} + \bar{P}_{7,t,ij}^T \right) b_t \\ \bar{r}_{7,t+1,ij} &= \bar{r}_{7,t,ij} + \text{tr} \left(\bar{P}_{7,t,ij} \Sigma_{t|t+1} \right) + \bar{q}_{7,t,ij}^T b_t + b_t^T \bar{P}_{7,t,ij} b_t \end{aligned}$$

For the online EM algorithm, we simply modify the update rules by multiplying the terms on the right hand side containing e_t or $I_{d_x \times d_x}$ by γ_{t+1} and multiplying the rest of the terms by $(1 - \gamma_{t+1})$.

B. SMC algorithm for MTT

An SMC algorithm is mainly characterised by its proposal distribution. Hence, in this section we present the proposal distribution $q\theta(z_t | z_{1:t-1}, \mathbf{y}_{1:t})$, where we exclude the superscripts for particle numbers from the notation for simplicity. Assume that $z_{1:t-1}$ is the ancestor of the particle of interest with weight w_{t-1} . We sample $z_t = (k_t^b, c_t^s, c_t^d, k_t^f, a_t)$ and calculate its weight by performing the following steps:

- *Birth-death move:* Sample $k_t^b \sim \mathcal{PO}(\cdot; \lambda_b)$ and $c_t^s(j) \sim \mathcal{BE}(\cdot; p_s)$ for $j = 1, \dots, k_{t-1}^x$. Set $k_t^s = \sum_{j=1}^{k_{t-1}^x} c_t^s$ and construct the $k_t^s \times 1$ vector i_t^s from c_t^s . Set $k_t^x = k_t^s + k_t^b$ and calculate the prediction moments for the state. For $j = 1, \dots, k_t^x$,

- if $j \leq k_t^s$, set $\mu_{t|t-1,j} = F\mu_{t-1|t-1,i_t^s(j)}$ and $\Sigma_{t|t-1,j} = F\Sigma_{t-1|t-1,i_t^s(j)}F^T + W$.
- if $j > k_t^s$, set $\mu_{t|t-1,j} = \mu_b$ and $\Sigma_{t|t-1,j} = \Sigma_b$.

Also, calculate the moments of the conditional observation likelihood: For $j = 1, \dots, k_t^x$, $\mu_{t,j}^y = G\mu_{t|t-1,j}$ and $\Sigma_{t,j}^y = G\Sigma_{t|t-1,j}G^T + V$.

- **Detection and association** Define the $k_t^x \times (k_t^y + k_t^x)$ matrix D_t as

$$D_t(i, j) = \begin{cases} \log(p_d \mathcal{N}(y_{t,i}; \mu_{t,j}^y, \Sigma_{t,j}^y)) & \text{if } j \leq k_t^y, \\ \log\left(\frac{(1-p_d)\lambda_f}{|y|}\right) & \text{if } i = j - k_t^y, \\ -\infty & \text{otherwise.} \end{cases}$$

and an assignment is a *one-to-one* mapping $\alpha_t : \{1, \dots, k_t^x\} \rightarrow \{1, \dots, k_t^y + k_t^x\}$. The cost of the assignment, up to an identical additive constant for each α_t is

$$d(D_t, \alpha_t) = \sum_{j=1}^{k_t^d} D_t(j, \alpha_t(j)).$$

Find the set $\mathcal{A}_L = \{\alpha_{t,1}, \dots, \alpha_{t,L}\}$ of L assignments producing the highest assignment scores. The set \mathcal{A}_L can be found using the Murty's assignment ranking algorithm [18]. Finally, sample $\alpha_t = \alpha_{t,j}$ with probability

$$\kappa(\alpha_{t,j}) = \frac{\exp[d(D_t, \alpha_{t,j})]}{\sum_{j'=1}^L \exp[d(D_t, \alpha_{t,j'})]}, \quad j = 1, \dots, L$$

Given α_t , one can infer c_t^d (hence i_t^d), k_t^d , k_t^f and the association a_t as follows:

$$c_t^d(k) = \begin{cases} 1 & \text{if } \alpha_t(k) \leq k_t^y, \\ 0 & \text{if } \alpha_t(k) > k_t^y. \end{cases}$$

Then $k_t^d = \sum_{j=1}^{k_t^x} c_t^d(k)$, $k_t^f = k_t^y - k_t^d$, i_t^d is constructed from c_t^d , and finally

$$a_t(k) = \alpha_t(i_t^d(k)), \quad k = 1, \dots, k_t^d.$$

- **Reweighting:** After we sample $z_t = (k_t^b, c_t^s, c_t^d, k_t^f, a_t)$ from $q_\theta(z_t|z_{1:t-1}, \mathbf{y}_t)$, we calculate the weight of the particle as in (14), which becomes for this sampling scheme as

$$w_t \propto w_{t-1} \lambda_f^{-k_t^x} \sum_{j=1}^L \exp[d(D_t, \alpha_{t,j})].$$

C. Computational complexity of SMC based EM algorithms

1) **Computational complexity of SMC filtering:** For simplicity, assume the true parameter value is θ . The computational cost of SMC filtering with θ and N particles, at time t , is

$$C_{\text{SMC}}(\theta, t, N) = \underbrace{c_1 N}_{\text{resampling}} + \sum_{i=1}^N \left[\underbrace{\left(c_2 K_{t-1}^{x(i)} + c_3 \right)}_{\text{birth-death sampling}} + \underbrace{d_x^3 (c_4 K_t^x + c_5 K_t^x K_t^y)}_{\text{moments and assignments}} + \underbrace{c_6 L \left(K_t^{x(i)} + K_t^y \right)^3}_{\text{Murty (worst case)}} \right]$$

where c_1 to c_6 are constants and c_3 is for sampling from the Poisson distribution. If we assume that SMC tracks the number of births and deaths well on average then we can simplify the term above

$$C_{\text{SMC}}(\theta, t, N) \approx N \left[c_{1,3} + c_2 K_{t-1}^x + d_x^3 (c_4 K_t^x + c_5 K_t^x K_t^y) + c_6 L (K_t^x + K_t^y)^3 \right]$$

where $c_{1,3} = c_1 + c_3$. The process $\{K_t^x\}_{t \geq 1}$ is Markov and its stationary distribution is $\mathcal{P}(\lambda_x)$ where $\lambda_x = \frac{\lambda_b}{1-p_s}$. Also $K_t^y = K_t^d + K_t^f$ and for simplicity we write $K_t^d \approx p_d K_t^x$. Therefore the stationary distribution for $\{K_t^x + K_t^y\}_{t \geq 1}$ is approximately that of $\{(1+p_d)K_t^x + K_t^f\}_{t \geq 1}$ which is $\mathcal{P}(\lambda_y)$ where $\lambda_y = \lambda_x(1+p_d) + \lambda_f$. Therefore, assuming stationarity at time t and substituting $\mathbb{E}_{\mathcal{P}(\lambda)}(X^3) = \lambda^3 + 3\lambda^2 + \lambda$, the expected cost will be

$$\mathbb{E}_\theta [C_{\text{SMC}}(\theta, t, N)] \approx N \left[c_{1,3} + (c_2 + d_x^3 [c_4 + c_5 (p_d + \lambda_f)]) \lambda_x + c_5 p_d \lambda_x^2 + c_6 L (\lambda_y^3 + 3\lambda_y^2 + \lambda_y) \right].$$

2) **SMC-EM for the batch setting:** The SMC-EM algorithm for the batch setting first runs the SMC filter, stores all its path trajectories i.e. $\{Z_{1:n}^{(i)}\}_{1 \leq i \leq N}$ and then calculates the estimates of required sufficient statistics for each $Z_{1:n}^{(i)}$ by using a forward filtering backward smoothing (FFBS) technique, which is bit quicker than forward smoothing. Therefore, the overall expected cost of batch SMC-EM applied to data of size n is

$$C_{\text{SMC-EM}} = C_{\text{FFBS}}(\theta, n, N) + \sum_{t=1}^n C_{\text{SMC}}(\theta, t, N) + c_7$$

where c_7 is the cost of the M-step, i.e. Λ . Let us denote the total number of targets up to time n is M and let L_1, \dots, L_M be their life lengths. The computational cost of FFBS to calculate the smoothed estimates of sufficient statistics for a target of life length L is $\mathcal{O}(d_x^3 L)$. Therefore,

$$C_{\text{FFBS}}(\theta, n, N) = \sum_{i=1}^N \sum_{m=1}^{M^{(i)}} c_8 d_x^3 L_m^{(i)}.$$

Assume the particle filter tracks well and $M^{(i)}$ and $L_m^{(i)}$, $m = 1, \dots, M^{(i)}$ for particles $i = 1, \dots, N$ are close enough to L_m , and M , the true values, for $m = 1, \dots, M$. Then, we have

$$C_{\text{FFBS}}(\theta, n, N) \approx \sum_{i=1}^N \sum_{m=1}^M c_8 d_x^3 L_m.$$

The expected values of L_m and M are $1/(1-p_s)$, $n\lambda_b$, respectively. Also assume stationarity at all times so that the expectations of the terms $C_{\text{SMC}}(\theta, t, N)$ are the same and we have

$$\mathbb{E}_\theta [C_{\text{FFBS}}(\theta, n, N)] \approx c_8 N n d_x^3 \lambda_b (1-p_s)^{-1}.$$

As a result, given a data set of n time points, the overall expected cost of SMC-EM for the batch setting per iteration is

$$\mathbb{E}_\theta [C_{\text{SMC-EM}}] \approx \mathbb{E}_\theta [C_{\text{FFBS}}(\theta, n, N)] + n \mathbb{E}_\theta [C_{\text{SMC}}(\theta, t, N)] + c_7.$$

3) *SMC online EM*: The overall cost of an SMC online EM for a data set of n time points is

$$C_{\text{SMConEM}} \approx \sum_{t=1}^n [C_{\text{FSR}}(\theta, t, N) + C_{\text{SMC}}(\theta, t, N) + c_7].$$

The forward smoothing recursion and maximisation used in the SMC online EM requires

$$C_{\text{FSR}}(\theta, t, N) = \sum_{i=1}^N c_9 K_t^{x(i)} d_x^5$$

calculations at time t for a constant c_9 , whose expectation is

$$\mathbb{E}_\theta [C_{\text{FSR}}(\theta, t, N)] = c_9 N \lambda_b (1 - p_s)^{-1} d_x^5.$$

at stationarity. The overall expected cost of an SMC online EM for a data of n time steps, assuming stationarity, is

$$\begin{aligned} \mathbb{E}_\theta [C_{\text{SMConEM}}(\theta, n, N)] \\ \approx n (\mathbb{E}_\theta [C_{\text{FSR}}(\theta, t, N)] + \mathbb{E}_\theta [C_{\text{SMC}}(\theta, t, N)] + c_7). \end{aligned}$$

REFERENCES

- [1] Yaakov Bar-Shalom and Thomas E. Fortmann. *Tracking and Data Association*. Academic Press, Boston., 1988. ISBN 0120797607.
- [2] Yaakov Bar-Shalom and X.R. Li. *Multitarget-Multisensor Tracking: Principles and Techniques*. YBS Publishing, 1995. ISBN 0120797607.
- [3] O Cappé. Online sequential Monte Carlo EM algorithm. In *Proc. IEEE Workshop on Statistical Signal Processing*, 2009.
- [4] O Cappé. Online EM algorithm for hidden Markov models. *Journal of Computational and Graphical Statistics*, 20(3):728–749, 2011.
- [5] G. Celeux and J. Diebolt. The SEM algorithm: A probabilistic teacher algorithm derived from the EM algorithm for the mixture problem. *Computational Statistics Quarterly*, 2:73–82, 1985.
- [6] Ingemar J. Cox and Matt L. Miller. On finding ranked assignments with application to multi-target tracking and motion correspondence. *IEEE Trans. on Aerospace and Electronic Systems*, 32:48–9, 1995.
- [7] R. Danchick and G. E. Newnam. Reformulating Reid’s MHT method with generalised Murty K-best ranked linear assignment algorithm. *IEE Proceedings - Radar, Sonar and Navigation*, 153(1):13–22, 2006. doi: 10.1049/ip-rsn:20050041. URL <http://link.aip.org/link/?IRS/153/13/1>.
- [8] P. Del Moral, A. Doucet, and S.S. Singh. Forward smoothing using sequential Monte Carlo. Technical Report 638, Cambridge University, Engineering Department, 2009.
- [9] Bernard Delyon, Marc Lavielle, and Eric Moulines. Convergence of a stochastic approximation version of the EM algorithm. *The Annals of Statistics*, 27(1):pp. 94–128, 1999. ISSN 00905364. URL <http://www.jstor.org/stable/120120>.
- [10] Randal Douc, Éric Moulines, and Tobias Rydén. Asymptotic properties of the maximum likelihood estimator in autoregressive models with Markov regime. *Ann. Statist.*, 32(5):2254–2304, 2004.
- [11] A. Doucet, S.J. Godsill, and C. Andrieu. On sequential Monte Carlo sampling methods for Bayesian filtering. *Statistics and Computing*, 10: 197–208, 2000.
- [12] R.J. Elliott and V. Krishnamurthy. New finite-dimensional filters for parameter estimation of discrete-time linear Gaussian models. *Automatic Control, IEEE Transactions on*, 44(5):938–951, may. 1999. ISSN 0018-9286. doi: 10.1109/9.763210.
- [13] Robert J. Elliott, Jason J. Ford, and John B. Moore. On-line almost-sure parameter estimation for partially observed discrete-time linear systems with known noise characteristics. *International Journal of Adaptive Control and Signal Processing*, 16:435–453, 2002. doi: 10.1002/acs.703.
- [14] C. Hue, J.-P. Le Cadre, and P. Perez. Sequential Monte Carlo methods for multiple target tracking and data fusion. *Signal Processing, IEEE Transactions on*, 50(2):309–325, feb 2002. ISSN 1053-587X. doi: 10.1109/78.978386.
- [15] R.P.S. Mahler. Multitarget Bayes filtering via first-order multitarget moments. *Aerospace and Electronic Systems, IEEE Transactions on*, 39(4):1152 – 1178, oct. 2003. ISSN 0018-9251. doi: 10.1109/TAES.2003.1261119.
- [16] R.P.S. Mahler, B.T. Vo, and B.N. Vo. CPHD filtering with unknown clutter rate and detection profile. *Signal Processing, IEEE Transactions on*, 59(8):3497–3513, 2011.
- [17] G. Mongillo and S. Deneve. Online learning with hidden Markov models. *Neural Computation*, 20(7):1706–1716, 2008.
- [18] Katta G. Murty. An algorithm for ranking all the assignments in order of increasing cost. *Operations Research*, 16(3):682–687, 1968. URL <http://www.jstor.org/stable/168595>.
- [19] W. Ng, J. Li, S. Godsill, and J. Vermaak. A hybrid approach for online joint detection and tracking for multiple targets. In *Aerospace Conference, 2005 IEEE*, pages 2126–2141, march 2005. doi: 10.1109/AERO.2005.1559504.
- [20] Songhwai Oh, S. Russell, and S. Sastry. Markov chain Monte Carlo data association for multi-target tracking. *Automatic Control, IEEE Transactions on*, 54(3):481–497, march 2009. ISSN 0018-9286. doi: 10.1109/TAC.2009.2012975.
- [21] George Poyiadjis, Arnaud Doucet, and Sumeetpal S. Singh. Particle approximations of the score and observed information matrix in state space models with application to parameter estimation. *Biometrika*, 2011. doi: 10.1093/biomet/asq062.
- [22] Donald B. Reid. An algorithm for tracking multiple targets. *IEEE Transactions on Automatic Control*, 24:843–854, 1979.
- [23] S. Singh, N. Whiteley, and S. Godsill. An approximate likelihood method for estimating the static parameters in multi-target tracking models. In D. Barber, T. Cemgil, and S. Chiappa, editors, *Bayesian Time Series Models*, chapter 11, pages 225–244. Cambridge University Press, 2011.
- [24] Sumeetpal S. Singh, Ba-Ngu Vo, Adrian Baddeley, and Sergei Zuyev. Filters for spatial point processes. *SIAM J. Control Optim.*, 48(4):2275–2295, June 2009. ISSN 0363-0129. doi: 10.1137/070710457. URL <http://dx.doi.org/10.1137/070710457>.
- [25] C.B. Storlie, T.C. Lee, J. Hannig, and D.W. Nychka. Tracking of multiple merging and splitting targets: A statistical perspective. *Statistica Sinica*, 19:1–52, 2009.
- [26] R. Streit and T. Luginbuhl. Probabilistic multi-hypothesis tracking. Technical Report 10,428, Naval Undersea Warfare Center Division, Newport, Rhode Island, February 1995.
- [27] J. Vermaak, S.J. Godsill, and P. Perez. Monte Carlo filtering for multi target tracking and data association. *Aerospace and Electronic Systems, IEEE Transactions on*, 41(1):309 – 332, jan. 2005. ISSN 0018-9251. doi: 10.1109/TAES.2005.1413764.
- [28] B.-N. Vo, S. Singh, and A. Doucet. Sequential Monte Carlo methods for multitarget filtering with random finite sets. *Aerospace and Electronic Systems, IEEE Transactions on*, 41(4):1224 – 1245, oct. 2005. ISSN 0018-9251. doi: 10.1109/TAES.2005.1561884.
- [29] Ba-Ngu Vo, S. Singh, and A. Doucet. Random finite sets and sequential Monte Carlo methods in multi-target tracking. In *Radar Conference, 2003. Proceedings of the International*, pages 486 – 491, sept. 2003. doi: 10.1109/RADAR.2003.1278790.
- [30] B.N. Vo and W.K. Ma. The Gaussian mixture probability hypothesis density filter. *Signal Processing, IEEE Transactions on*, 54(11):4091–4104, 2006.
- [31] Greg C. G. Wei and Martin A. Tanner. A Monte Carlo implementation of the EM algorithm and the poor man’s data augmentation algorithms. *Journal of the American Statistical Association*, 85(411):699–704, 1990. ISSN 01621459. doi: Wei\%20and\%20Tanner,\%201990. URL <http://dx.doi.org/Wei%20and%20Tanner,%201990>.
- [32] N. Whiteley, S. Singh, and S. Godsill. Auxiliary particle implementation of probability hypothesis density filter. *Aerospace and Electronic Systems, IEEE Transactions on*, 46(3):1437–1454, 2010.
- [33] S. Yıldırım, L. Jiang, S. S. Singh, and T. Dean. A Monte Carlo expectation-maximisation algorithm for parameter estimation in multiple target tracking. In *15th International Conference on Information Fusion 2012, to appear*. Fusion 2012, 2012.
- [34] J.W. Yoon and S.S. Singh. A Bayesian approach to tracking in single molecule fluorescence microscopy. Technical Report CUED/F-INFENG/TR-612, University of Cambridge, September 2008.