
MAD-Bayes: MAP-based Asymptotic Derivations from Bayes

Tamara Broderick

UC Berkeley, Statistics Department

TAB@STAT.BERKELEY.EDU

Brian Kulis

Ohio State University, CSE Department

KULIS@CSE.OHIO-STATE.EDU

Michael I. Jordan

UC Berkeley, Statistics Department and EECS Department

JORDAN@EECS.BERKELEY.EDU

Abstract

The classical mixture of Gaussians model is related to K-means via *small-variance asymptotics*: as the covariances of the Gaussians tend to zero, the negative log-likelihood of the mixture of Gaussians model approaches the K-means objective, and the EM algorithm approaches the K-means algorithm. Kulis & Jordan (2012) used this observation to obtain a novel K-means-like algorithm from a Gibbs sampler for the Dirichlet process (DP) mixture. We instead consider applying small-variance asymptotics directly to the posterior in Bayesian nonparametric models. This framework is independent of any specific Bayesian inference algorithm, and it has the major advantage that it generalizes immediately to a range of models beyond the DP mixture. To illustrate, we apply our framework to the feature learning setting, where the beta process and Indian buffet process provide an appropriate Bayesian nonparametric prior. We obtain a novel objective function that goes beyond clustering to learn (and penalize new) groupings for which we relax the mutual exclusivity and exhaustivity assumptions of clustering. We demonstrate several other algorithms, all of which are scalable and simple to implement. Empirical results demonstrate the benefits of the new framework.

the popularity of clustering revolves around the K-means algorithm; its simplicity and scalability make it the preferred choice in many large-scale unsupervised learning problems—even though a wide variety of more flexible algorithms, including those from Bayesian nonparametrics, have been developed since the advent of K-means (Steinley, 2006; Jain, 2010). Indeed, Berkhin (2006) writes that K-means is “by far the most popular clustering tool used nowadays in scientific and industrial applications.”

K-means does have several known drawbacks. For one, the K-means algorithm clusters data into mutually exclusive and exhaustive clusters, which may not always be the optimal or desired form of latent structure for a data set. For example, pictures on a photo-sharing website might each be described by multiple tags, or social network users might be described by multiple interests. In these examples, a *feature allocation* in which each data point can belong to any nonnegative integer number of groups—now called *features*—is a more appropriate description of the data (Griffiths & Ghahramani, 2006; Broderick et al., 2013). Second, the K-means algorithm requires advance knowledge of the number of clusters, which may be unknown in some applications. A vast literature exists just on how to choose the number of clusters using heuristics or extensions of K-means (Steinley, 2006; Jain, 2010). A recent algorithm called DP-means (Kulis & Jordan, 2012) provides another perspective on the choice of cluster cardinality. Recalling the small-variance asymptotic argument that takes the EM algorithm for mixtures of Gaussians and yields the K-means algorithm, the authors apply this argument to a Gibbs sampler for a Dirichlet process (DP) mixture (Antoniak, 1974; Escobar, 1994; Escobar & West, 1995) and obtain a K-means-like algorithm that does not fix the number of clusters upfront.

1. Introduction

Clustering is a canonical learning problem and arguably the dominant application of unsupervised learning. Much of

Notably, the derivation of DP-means is specific to the choice of the sampling algorithm and is also not immediately amenable to the feature learning setting. In this pa-

per, we provide a more general perspective on these small-variance asymptotics. We show that one can obtain the objective function for DP-means (independent of any algorithm) by applying asymptotics directly to the MAP estimation problem of a Gaussian mixture model with a Chinese Restaurant Process (CRP) prior (Blackwell & MacQueen, 1973; Aldous, 1985) on the cluster indicators. The key is to express the estimation problem in terms of the exchangeable partition probability function (EPPF) of the CRP (Pitman, 1995).

A critical advantage of this more general view of small-variance asymptotics is that it provides a framework for extending beyond the DP mixture. The Bayesian non-parametric toolbox contains many models that may yield—via small-variance asymptotics—a range of new algorithms that to the best of our knowledge have not been discovered in the K-means literature. We thus view our major contribution as providing new directions for researchers working on K-means and related discrete optimization problems in machine learning.

To highlight this generality, we show how the framework may be used in the feature learning setting. We take as our point of departure the beta process (BP) (Hjort, 1990; Thibaux & Jordan, 2007), which is the feature learning counterpart of the DP, and the Indian Buffet Process (IBP) (Griffiths & Ghahramani, 2006), which is the feature learning counterpart of the CRP. We show how to express the corresponding MAP inference problem via an analogue of the EPPF that we refer to as an “exchangeable feature probability function” (EFPF) (Broderick et al., 2013). Taking an asymptotic limit we obtain a novel objective function for feature learning, as well as a simple and scalable algorithm for learning features in a data set. The resulting algorithm, which we call *BP-means*, is similar to the DP-means algorithm, but allows each data point to be assigned to more than one feature. We also use our framework to derive several additional algorithms, including algorithms based on the Dirichlet-multinomial prior as well as extensions to the marginal MAP problem in which the cluster/feature means are integrated out. We compare our algorithms to existing Gibbs sampling methods as well as existing hard clustering methods in order to highlight the benefits of our approach.

2. MAP Asymptotics for Clustering

We begin with the problem setting of Kulis & Jordan (2012) but diverge in our treatment of the small-variance asymptotics. We consider a Bayesian nonparametric framework for generating data via a prior on clusterings and a likelihood that depends on the (random) clustering. Given prior and likelihood, we form a posterior distribution for the clustering. A point estimate of the clustering (i.e., a hard clustering) may be achieved by choosing a cluster-

ing that maximizes the posterior; the result is a *maximum a posteriori* (MAP) estimate.

Consider a data set x_1, \dots, x_N , where x_n is a D -component vector. Let K^+ denote the (random) number of clusters. Let z_{nk} equal one if data index n belongs to cluster k and 0 otherwise, so there is exactly one value of k for each n such that $z_{nk} = 1$. We can order the cluster labels k so that the first K^+ are non-empty (i.e., $z_{nk} = 1$ for some n for each such k). Together K^+ and $z_{1:N,1:K^+}$ describe a clustering.

The Chinese restaurant process (CRP) (Blackwell & MacQueen, 1973; Aldous, 1985) yields a prior on K^+ and $z_{1:N,1:K^+}$ as follows. Let $\theta > 0$ be a hyperparameter of the model. The first customer (data index 1) starts a new table in the restaurant; i.e., $z_{1,1} = 1$. Recursively, the n th customer (data index n) sits at an existing table k with probability in proportion to the number of people sitting there (i.e., in proportion to $S_{n-1,k} := \sum_{m=1}^{n-1} z_{mk}$) and at a new table with probability proportional to θ .

Suppose the final restaurant has K^+ tables with N total customers sitting according to $z_{1:N,1:K^+}$. Then the probability of this clustering is found by multiplying together the N steps in the recursion described above:

$$\mathbb{P}(z_{1:N,1:K^+}) = \theta^{K^+-1} \frac{\Gamma(\theta + 1)}{\Gamma(\theta + N)} \prod_{k=1}^{K^+} (S_{N,k} - 1)!, \quad (1)$$

a formula that is known as an exchangeable partition probability function (EPPF) (Pitman, 1995).

As for the likelihood, a common choice is to assume that data in cluster k are generated from a Gaussian with a cluster-specific mean μ_k and shared variance $\sigma^2 I_D$ (where I_D is the identity matrix of size $D \times D$ and $\sigma^2 > 0$), and we will make that assumption here. Suppose the μ_k are drawn iid Gaussian from a prior with mean 0 in every dimension and variance $\rho^2 I_D$ for some hyperparameter $\rho^2 > 0$: $\mathbb{P}(\mu_{1:K^+}) = \prod_{k=1}^{K^+} \mathcal{N}(\mu_k | 0, \rho^2 I_D)$. Then the likelihood of a data set $x = x_{1:N}$ given clustering $z = z_{1:N,1:K^+}$ and means $\mu = \mu_{1:K^+}$ is as follows:

$$\mathbb{P}(x|z, \mu) = \prod_{k=1}^{K^+} \prod_{n:z_{n,k}=1} \mathcal{N}(x_n | \mu_k, \sigma^2 I_D).$$

Finally, the posterior distribution over the clustering given the observed data, $\mathbb{P}(z, \mu|x)$, is calculated from the prior and likelihood using Bayes rule: $\mathbb{P}(z, \mu|x) \propto \mathbb{P}(x|z, \mu)\mathbb{P}(\mu)\mathbb{P}(z)$. We find the MAP point estimate for the clustering and cluster means by maximizing the posterior: $\operatorname{argmax}_{K^+, z, \mu} \mathbb{P}(z, \mu|x)$. Note that the point estimate will be the same if we instead minimize the negative log joint likelihood: $\operatorname{argmin}_{K^+, z, \mu} -\log \mathbb{P}(z, \mu, x)$.

In general, calculating the posterior or MAP estimate is difficult and usually requires approximation, e.g. via Markov Chain Monte Carlo or a variational method. A different approximation can be obtained by taking the limit of the objective function in this optimization as the cluster variances decrease to zero: $\sigma^2 \rightarrow 0$. Since the prior allows an unbounded number of clusters, we expect that taking this limit alone will result in each data point being assigned to its own cluster. To arrive at a limiting objective function that favors a non-trivial cluster assignment, we modulate the number of clusters via the hyperparameter θ , which varies linearly with the expected number of clusters in the prior. In particular, we choose some constant $\lambda^2 > 0$ and let

$$\theta = \exp(-\lambda^2/(2\sigma^2)),$$

so that, e.g., $\theta \rightarrow 0$ as $\sigma^2 \rightarrow 0$.

Given this dependence of θ on σ^2 and letting $\sigma^2 \rightarrow 0$, we find that $-2\sigma^2 \log \mathbb{P}(z, \mu, x)$ satisfies

$$\sim \sum_{k=1}^{K^+} \sum_{n: z_{nk}=1} \|x_n - \mu_k\|^2 + (K^+ - 1)\lambda^2, \quad (2)$$

where $f(\sigma^2) \sim g(\sigma^2)$ here denotes $f(\sigma^2)/g(\sigma^2) \rightarrow 1$ as $\sigma^2 \rightarrow 0$. The double sum originates from the exponential function in the Gaussian data likelihood, and the penalty term—reminiscent of an AIC penalty (Akaike, 1974)—originates from the CRP prior (Sup. Mat. A).

From Eq. (2), we see that finding the MAP estimate of the CRP Gaussian mixture model is asymptotically equivalent to the following optimization problem (Sup. Mat. A):

$$\operatorname{argmin}_{K^+, z, \mu} \sum_{k=1}^{K^+} \sum_{n: z_{nk}=1} \|x_n - \mu_k\|^2 + (K^+ - 1)\lambda^2. \quad (3)$$

Kulis & Jordan (2012) derived a similar objective function, which they called the *DP-means objective function* (a name we retain for Eq. (3)), by first deriving a K-means-style algorithm from a DP Gibbs sampler. Here, by contrast, we have found this objective function directly from the MAP problem, with no reference to any particular inference algorithm and thereby demonstrating a more fundamental link between the MAP problem and Eq. (3). In the following, we show that this focus on limits of a MAP estimate can yield useful optimization problems in diverse domains.

Notably, the objective in Eq. (3) takes the form of the K-means objective function (the double sum) plus a penalty of λ^2 for each cluster after the first; this offset penalty is natural since any partition of a non-empty set must have at least one cluster.¹ Once we have Eq. (3), we may consider

¹The objective of Kulis & Jordan (2012) penalizes all K^+ clusters; the optimal inputs are the same in each case.

efficient solution methods; one candidate is the DP-means algorithm of Kulis & Jordan (2012).

3. MAP Asymptotics for Feature Allocations

Once more consider a data set $x_{1:N}$, where x_n is a D -component vector. Now let K^+ denote the (random) number of features in our model. Let z_{nk} equal one if data index n is associated with feature k and zero otherwise; in the feature case, while there must be a finite number of k values such that $z_{nk} = 1$ for any value of n , it is not required (as in clustering) that there be exactly a single such k or even any such k . We order the feature labels k so that the first K^+ features are non-empty; i.e., we have $z_{nk} = 1$ for some n for each such k . Together K^+ and $z_{1:N, 1:K^+}$ describe a feature allocation.

The Indian buffet process (IBP) (Griffiths & Ghahramani, 2006) is a prior on $z_{1:N, 1:K^+}$ that places strictly positive probability on any finite, nonnegative value of K^+ . Like the CRP, it is based on an analogy between the customers in a restaurant and the data indices. In the IBP, the dishes in the buffet correspond to features. Let $\gamma > 0$ be a hyperparameter of the model. The first customer (data index 1) samples $K_1^+ \sim \text{Pois}(\gamma)$ dishes from the buffet. Recursively, when the n th customer (data index n) arrives at the buffet, $\sum_{m=1}^{n-1} K_m^+$ dishes have been sampled by the previous customers. Suppose dish k of these dishes has been sampled $S_{n-1, k}$ times by the first $n-1$ customers. The n th customer samples dish k with probability $S_{n-1, k}/n$. The n th customer also samples $K_n^+ \sim \text{Pois}(\gamma/n)$ new dishes.

Suppose the buffet has been visited by N customers who sampled a total of K^+ dishes. Let $z = z_{1:N, 1:K^+}$ represent the resulting feature allocation. Let H be the number of unique values of the $z_{1:N, k}$ vector across k ; let \tilde{K}_h be the number of k with the h th unique value of this vector. We calculate an “exchangeable feature probability function” (EFPF) (Broderick et al., 2013) by multiplying together the probabilities from the N steps in the description and find that $\mathbb{P}(z)$ equals (Griffiths & Ghahramani, 2006)

$$\frac{\gamma^{K^+} \exp\left\{-\sum_{n=1}^N \frac{\gamma}{n}\right\}}{\prod_{h=1}^H \tilde{K}_h!} \prod_{k=1}^{K^+} S_{N, k}^{-1} \binom{N}{S_{N, k}}^{-1}. \quad (4)$$

It remains to specify a probability for the observed data x given the latent feature allocation z . The linear Gaussian model of Griffiths & Ghahramani (2006) is a natural extension of the Gaussian mixture model to the feature case. As previously, we specify a prior on feature means $\mu_k \stackrel{iid}{\sim} \mathcal{N}(0, \rho^2 I_D)$ for some hyperparameter $\rho^2 > 0$. Now data point n is drawn independently with mean equal to the sum of its feature means, $\sum_{k=1}^{K^+} z_{nk} \mu_k$ and variance $\sigma^2 I_D$ for some hyperparameter $\sigma^2 > 0$. In the case where each

data point belongs to exactly one feature, this model is just a Gaussian mixture. We often write the means as a $K \times D$ matrix A whose k th row is μ_k . Then, writing Z for the matrix with (n, k) element z_{nk} and X for the matrix with n th row x_n , we have $\mathbb{P}(X|Z, A)$ equal to

$$\frac{1}{(2\pi\sigma^2)^{ND/2}} \exp \left\{ -\frac{\text{tr}((X - ZA)'(X - ZA))}{2\sigma^2} \right\}. \quad (5)$$

As in the clustering case, we wish to find the joint MAP estimate of the structural component Z and group-specific parameters A . It is equivalent to find the values of Z and A that minimize $-\log \mathbb{P}(X, Z, A)$. Finally, we wish to take the limit of this objective as $\sigma^2 \rightarrow 0$. Lest every data point be assigned to its own separate feature, we modulate the number of features in the small- σ^2 limit by choosing some constant $\lambda^2 > 0$ and setting $\gamma = \exp(-\lambda^2/(2\sigma^2))$.

Letting $\sigma^2 \rightarrow 0$, we find that asymptotically (Sup. Mat. B)

$$-2\sigma^2 \log \mathbb{P}(X, Z, A) \sim \text{tr}[(X - ZA)'(X - ZA)] + K^+ \lambda^2,$$

The trace originates from the matrix Gaussian, and the penalty term originates from the IBP prior.

It follows that finding the MAP estimate for the feature learning problem is asymptotically equivalent to solving the following optimization problem:

$$\underset{K^+, Z, A}{\text{argmin}} \text{tr}[(X - ZA)'(X - ZA)] + K^+ \lambda^2. \quad (6)$$

We follow Kulis & Jordan (2012) in referring to the underlying random measure in denoting objective functions derived from Bayesian nonparametric priors. Recalling that the beta process (BP) (Hjort, 1990; Thibaux & Jordan, 2007) is the random measure underlying the IBP, we refer to the objective function in Eq. (6) as the *BP-means objective*. The trace term in this objective forms a K-means-style objective on a feature matrix Z and feature means A when the number of features (i.e., the number of columns of Z or rows of A) is fixed. The second term enacts a penalty of λ^2 for each feature. In contrast to the DP-means objective, even the first feature is penalized since it is theoretically possible to have zero features.

BP-means algorithm. We formulate a *BP-means algorithm* to solve the optimization problem in Eq. (6) and discuss its convergence properties. In the following, note that $Z'Z$ is invertible so long as two features do not have the same collection of indices. In this case, we simply combine the two features into a single feature before performing the inversion.

BP-means algorithm. Iterate the following two steps until no changes are made:

1. For $n = 1, \dots, N$
 - For $k = 1, \dots, K^+$, choose the optimizing value (0 or 1) of z_{nk} .
 - Let Z' equal Z but with one new feature (labeled $K^+ + 1$) containing only data index n . Set $A' = A$ but with one new row: $A'_{K^++1, \cdot} \leftarrow X_{n, \cdot} - Z_{n, \cdot} A$.
 - If the triplet $(K^+ + 1, Z', A')$ lowers the objective from the triplet (K^+, Z, A) , replace the latter triplet with the former.
2. Set $A \leftarrow (Z'Z)^{-1} Z'X$.

Proposition 1. *The BP-means algorithm converges after a finite number of iterations to a local minimum of the BP-means objective in Eq. (6).*

See Sup. Mat. F for the proof. Though the proposition guarantees convergence, it does not guarantee convergence to the global optimum—an analogous result to those available for the K-means and DP-means algorithms (Kulis & Jordan, 2012). Many authors have noted the problem of local optima in the clustering literature (Steinley, 2006; Jain, 2010). One expects that the issue of local optima is only exacerbated in the feature domain, where the combinatorial landscape is much more complex. In clustering, this issue is often addressed by multiple random restarts and careful choice of cluster initialization; in Section 5 below, we also make use of random algorithm restarts and propose a feature initialization akin to one with provable guarantees for K-means clustering (Arthur & Vassilvitskii, 2007).

4. Extensions

A number of variations on the Gaussian mixture posteriors are of interest in both nonparametric and parametric Bayesian inference. We briefly demonstrate that our methodology applies readily to several such situations.

4.1. Collapsed objectives

It is believed in many scenarios that *collapsing* out the cluster or feature means from a Bayesian model by calculating instead the marginal structural posterior can improve MCMC sampler mixing (Liu, 1994).

Clustering. In the clustering case, collapsing translates to forming the posterior $\mathbb{P}(z|x) = \int_{\mu} \mathbb{P}(z, \mu|x)$. Note that even in the cluster case, we may use the matrix representations Z , X , and A so long as we make the additional assumption that $\sum_{k=1}^{K^+} z_{nk} = 1$ for each n . Finding the MAP estimate $\underset{Z}{\text{argmax}} \mathbb{P}(Z|X)$ may, as usual, be accomplished by minimizing the negative log joint distribution

with respect to Z . $\mathbb{P}(Z)$ is given by the CRP (Eq. (1)). $\mathbb{P}(X|Z)$ takes the form (Griffiths & Ghahramani, 2006):

$$\frac{\exp \left\{ -\frac{\text{tr} \left(X'(I_N - Z(Z'Z + \frac{\sigma^2}{\rho^2} I_D)^{-1} Z') X \right)}{2\sigma^2} \right\}}{(2\pi\sigma^2)^{(ND/2)(\rho^2/\sigma^2)^{K^+D/2}} |Z'Z + \frac{\sigma^2}{\rho^2} I_D|^{D/2}}. \quad (7)$$

Using the same asymptotics in σ^2 and θ as before, we find the limiting optimization problem (Sup. Mat. C):

$$\operatorname{argmin}_{K^+, Z} \text{tr} \left(X'(I_N - Z(Z'Z)^{-1} Z') X \right) + (K^+ - 1)\lambda^2. \quad (8)$$

The first term in this objective was previously proposed, via independent considerations, by Gordon & Henderson (1977). Simple algebraic manipulations allow us to rewrite the objective in a more intuitive format (Sup. Mat. C.1):

$$\operatorname{argmin}_{K^+, Z} \sum_{k=1}^{K^+} \sum_{n: z_{nk}=1} \|x_{n,\cdot} - \bar{x}^{(k)}\|_2^2 + (K^+ - 1)\lambda^2, \quad (9)$$

where $\bar{x}^{(k)} := S_{N,k}^{-1} \sum_{m: z_{mk}=1} x_m$, is the k th empirical cluster mean, i.e. the mean of all data points assigned to cluster k . This *collapsed DP-means objective* is just the original DP-means objective in Eq. (3) with the cluster means replaced by empirical cluster means.

A corresponding optimization algorithm is as follows.

Collapsed DP-means algorithm. Repeat the following step until no changes are made:

1. For $n = 1, \dots, N$

- Assign x_n to the closest cluster if the contribution to the objective in Eq. (9) from the squared distance is at most λ^2 .
- Otherwise, form a new cluster with just x_n .

A similar proof to that of Kulis & Jordan (2012) shows that this algorithm converges in a finite number of iterations to a local minimum of the objective.

Feature allocation. We have already noted that the likelihood associated with the Gaussian mixture model conditioned on a clustering is just a special case of the linear Gaussian model conditioned on a feature matrix. Therefore, it is not surprising that Eq. (7) also describes $\mathbb{P}(X|Z)$ when Z is a feature matrix. Now, $\mathbb{P}(Z)$ is given by the IBP (Eq. (4)). Using the same asymptotics in σ^2 and γ as in the joint MAP case, the MAP problem for feature allocation Z asymptotically becomes (Sup. Mat. D):

$$\operatorname{argmin}_{K^+, Z} \text{tr} \left(X'(I_N - Z(Z'Z)^{-1} Z') X \right) + K^+ \lambda^2. \quad (10)$$

The key difference with Eq. (8) is that here Z may have any finite number of ones in each row. We call the objective in Eq. (10) the *collapsed BP-means objective*.

Just as the collapsed DP-means objective had an empirical cluster means interpretation, so does the collapsed BP-means objective have an interpretation in which the feature means matrix A in the BP-means objective (Eq. (6)) is replaced by its empirical estimate $(Z'Z)^{-1}Z$. In particular, we can rewrite the objective in Eq. (10) as

$$\text{tr}[(X - Z(Z'Z)^{-1}Z'X)'(X - Z(Z'Z)^{-1}Z'X)] + K^+ \lambda^2.$$

A corresponding optimization algorithm is as follows.

Collapsed BP-means algorithm. Repeat the following step until no changes are made:

1. For $n = 1, \dots, N$

- Choose $z_{n,1:K^+}$ to minimize the objective in Eq. (10). Delete any redundant features.
- Add a new feature (indexed $K^+ + 1$) with only data index n if doing so decreases the objective and if the feature would not be redundant.

A similar proof to that of Proposition 1 shows that this algorithm converges in a finite number of iterations to a local minimum of the objective.

4.2. Parametric objectives

The generative models studied so far are *nonparametric* in the usual Bayesian sense; there is no a priori bound on the number of cluster or feature parameters. The objectives above are similarly nonparametric. Parametric models, with a fixed bound on the number of clusters or features, are often useful as well, and we explore these here.

First, consider a clustering prior with some fixed maximum number of clusters K . Let $q_{1:K}$ represent a distribution over clusters. Suppose $q_{1:K}$ is drawn from a finite Dirichlet distribution with size $K > 1$ and parameter $\theta > 0$. Further, suppose the cluster for each data point is drawn iid according to $q_{1:K}$. Then, integrating out q , the marginal distribution of the clustering is Dirichlet-multinomial:

$$\mathbb{P}(z) = \frac{\Gamma(K\theta)}{\Gamma(N + K\theta)} \prod_{k=1}^K \frac{\Gamma(S_{N,k} + \theta)}{\Gamma(\theta)}. \quad (11)$$

We again assume a Gaussian mixture likelihood, only now the number of cluster means μ_k has an upper bound of K .

We can find the MAP estimate of z and μ under this model in the limit $\sigma^2 \rightarrow 0$. With θ fixed, the clustering prior has no effect, and the resulting optimization problem is $\operatorname{argmin}_{z, \mu} \sum_{k=1}^K \sum_{n: z_{nk}=1} \|x_n - \mu_k\|^2$, which is just the usual K-means optimization problem.

We can also try scaling $\theta = \exp(-\lambda^2/(2\sigma^2))$ for some constant $\lambda^2 > 0$ as in the unbounded cardinality case. Then taking the $\sigma^2 \rightarrow 0$ limit of the log joint likelihood yields

a term of λ^2 for each cluster containing at least one data index in the product in Eq. (11)—except for one such cluster. Call the number of such activated clusters K^+ . The resulting optimization problem is

$$\operatorname{argmin}_{K^+, z, \mu} \sum_{k=1}^K \sum_{n: z_{nk}=1} \|x_n - \mu_k\|^2 + (K \wedge K^+ - 1)\lambda^2. \quad (12)$$

This objective caps the number of clusters at K but contains a penalty for each new cluster up to K .

A similar story holds in the feature case. Imagine that we have a fixed maximum of K features. In this finite case, we now let $q_{1:K}$ represent frequencies of each feature and let $q_k \stackrel{iid}{\sim} \text{Beta}(\gamma, 1)$. We draw $z_{nk} \sim \text{Bern}(q_k)$ iid across n and independently across k . The linear Gaussian likelihood model is as in Eq. (5) except that now the number of features is bounded. If we integrate out the $q_{1:K}$, the resulting marginal prior on Z is

$$\prod_{k=1}^K \left(\frac{\Gamma(S_{N,k} + \gamma)\Gamma(N - S_{N,k} + 1)}{\Gamma(N + \gamma + 1)} \frac{\Gamma(\gamma + 1)}{\Gamma(\gamma)\Gamma(1)} \right). \quad (13)$$

Then the limiting MAP problem as $\sigma^2 \rightarrow 0$ is

$$\operatorname{argmin}_{Z, A} \operatorname{tr}[(X - ZA)'(X - ZA)]. \quad (14)$$

This objective is analogous to the K-means objective but holds for the more general problem of feature allocations.

Eq. (14) can be solved according to a K-means-style algorithm. Notably, in the following algorithm, all of the optimizations for n in step 1 may be performed in parallel.

K-features algorithm. Repeat the following steps until no changes are made:

1. For $n = 1, \dots, N$
 - For $k = 1, \dots, K$, set $z_{n,k}$ to minimize $\|x_{n,1:K} - z_{n,1:K}A\|^2$.
2. Set $A = (Z'Z)^{-1}Z'X$.

We can further set $\gamma = \exp(-\lambda^2/(2\sigma^2))$ as for the unbounded cardinality case before taking the limit $\sigma^2 \rightarrow 0$. Then a λ^2 term contributes to the limiting objective for each non-empty feature from the product in Eq. (13). The resulting objective is

$$\operatorname{argmin}_{K^+, Z, A} \operatorname{tr}[(X - ZA)'(X - ZA)] + (K \wedge K^+)\lambda^2, \quad (15)$$

reminiscent of the BP-means objective but with a cap of K possible features.

5. Experiments

We examine collections of unlabeled data to discover latent shared features. We have already seen the BP-means and

collapsed BP-means algorithms for learning these features when the number of features is unknown. A third algorithm that we evaluate here involves running the K-features algorithm for different values of K and choosing the joint values of K, Z, A that minimize the BP-means objective in Eq. (6); we call this the *stepwise K-features algorithm*. If we assume the plot of the minimized K-features objective (Eq. (14)) as a function of K has increasing increments, then we need only run the K-features algorithm for increasing K until the objective decreases.

It is well known that the K-means algorithm is sensitive to the choice of cluster initialization (Peña et al., 1999). Potential methods of addressing this issue include multiple random initializations and choosing initial, random cluster centers according to the K-means++ algorithm (Arthur & Vassilvitskii, 2007). In the style of K-means++, we introduce a similar feature means initialization.

We first consider fixed K . In K-means++, the initial cluster center is chosen uniformly at random from the data set. However, we note that empirically, the various feature algorithms discussed tend to prefer the creation of a *base feature*, shared amongst all the data. So start by assigning every data index to the first feature, and let the first feature mean be the mean of all the data points. Recursively, for feature k with $k > 1$, calculate the distance from each data point $x_{n,\cdot}$ to its feature representation $z_{n,\cdot}A$ for the construction thus far. Choose a data index n with probability proportional to this distance squared. Assign $A_{k,\cdot}$ to be the n th distance. Assign $z_{m,k}$ for all $m = 1, \dots, N$ to optimize the K-features objective. In the case where K is not known in advance, we repeat the recursive step as long as doing so decreases the objective.

Another important consideration in running these algorithms without a fixed number of clusters or features is choosing the relative penalty effect λ^2 . One option is to solve for λ^2 from a proposed K value via a heuristic (Kulis & Jordan, 2012) or validation on a data subset. Rather than assume K and return to it in this roundabout way, in the following we aim merely to demonstrate that there exist reasonable values of λ^2 that return meaningful results. More carefully examining the translation from a discrete (K) to continuous (λ^2) parameter space may be a promising direction for future work.

5.1. Tabletop data

Using a LogiTech digital webcam, Griffiths & Ghahramani (2006) took 100 pictures of four objects (a prehistoric handaxe, a Klein bottle, a cellular phone, and a \$20 bill) placed on a tabletop. The images are in JPEG format with 240 pixel height, 320 pixel width, and 3 color channels. Each object may or may not appear in a given picture; the experimenters endeavored to place each object (by hand) in a

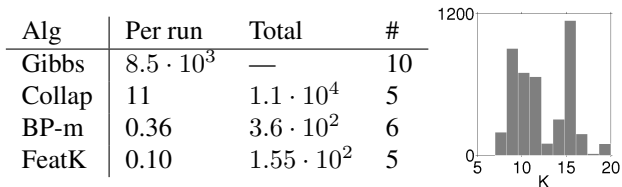


Figure 1. *Left*: A comparison of results for the IBP Gibbs sampler (Griffiths & Ghahramani, 2006), the collapsed BP-means algorithm, the basic BP-means algorithm, and the stepwise K-features algorithm. The first column shows the time for each run of the algorithm in seconds; the second column shows the total running time of the algorithm (i.e., over multiple repeated runs for the final three); and the third column shows the final number of features learned (the IBP # is stable for > 900 final iterations). *Right*: A histogram of collections of the final K values found by the IBP for a variety of initializations and parameter starting values.

respective fixed location across pictures.

This setup lends itself naturally to the feature allocation domain. We expect to find a base feature depicting the tabletop and four more features, respectively corresponding to each of the four distinct objects. Conversely, clustering on this data set would yield either a cluster for each distinct feature combination—a much less parsimonious and less informative representation than the feature allocation—or some averages over feature combinations. The latter case again fails to capture the combinatorial nature of the data.

We emphasize a further point about identifiability within this combinatorial structure. One “true” feature allocation for this data is the one described above. But an equally valid allocation, from a combinatorial perspective, is one in which the base feature contains all four objects and the tabletop. Then there are four further features, each of which deletes an object and replaces it with tabletop; this allows every possible combination of objects on the tabletop to be constructed from the features. Indeed, any combination of objects on the tabletop could equally well serve as a base feature; the four remaining features serve to add or delete objects as necessary.

We run PCA on the data and keep the first $D = 100$ principal components to form the data vector for each image. This pre-processing is the same as that performed by Griffiths & Ghahramani (2006), except the authors in that case first average the three color channels of the images.

We consider the Gibbs sampling algorithm of Griffiths & Ghahramani (2006) with initialization (mass parameter 1 and feature mean variance 0.5) and number of sampling steps (1000) determined by the authors; we explore alternative initializations below. We compare to the three feature means algorithms described above—all with $\lambda^2 = 1$. Each of the final three algorithms uses the appropriate variant




Figure 2. *Upper row*: Four example images in the tabletop data set. *Second row*: Feature assignments of each image. The first feature is the base feature, which depicts the Klein bottle and \$20 bill on a tabletop and is almost identical to the fourth picture in the first row. The remaining four features are shown in order in the *third row*. The *fourth row* indicates whether the picture is added or subtracted when the feature is present.

of greedy initialization analogous to K-means++. We run 1000 random initializations of the collapsed and BP-means algorithms to mitigate issues of local minima. We run 300 random initializations of the K-features algorithm for each value of K and note that $K = 2, \dots, 6$ are (dynamically) explored by the algorithm. All code was run in Matlab on the same computer. Timing and feature count results are shown on the left of Figure 1.

While it is notoriously difficult to compare computation times for deterministic, hard-assignment algorithms such as K-means to stochastic algorithms such as Gibbs sampling, particularly given the practical need for reinitialization to avoid local minima in the former, and difficult-to-assess convergence in the latter, it should be clear from the first column in the lefthand table of Figure 1 that there is a major difference in computation time between Gibbs sampling and the new algorithms. Indeed, even when the BP-means algorithm is run 1000 times in a reinitialization procedure, the total time consumed by the algorithm is still an order of magnitude less than that for a single run of Gibbs sampling. We note also that stepwise K-features is the fastest of the new algorithms.

We further note that if we were to take advantage of parallelism, additional drastic advantages could be obtained for the new algorithms. The Gibbs sampler requires each Gibbs iteration to be performed sequentially whereas the random initializations of the various feature means algorithms can be performed in parallel. A certain level of parallelism may even be exploited for the steps within each iteration of the collapsed and BP-means algorithms while the $z_{n,1:K}$ optimizations of repeated feature K-means may all be performed in parallel across n (as in classic K-means).

Another difficulty in comparing algorithms is that there is no clear single criterion with which to measure accuracy of

the final model in unsupervised learning problems such as these. We do note, however, that theoretical considerations suggest that the IBP is not designed to find either a fixed number of features as N varies nor roughly equal sizes in those features it does find (Broderick et al., 2012). This observation may help explain the distribution of observed feature counts over a variety of IBP runs with the given data. To obtain feature counts from the IBP, we tried running in a variety of different scenarios—combining different initializations (one shared feature, 5 random features, 10 random features, initialization with the BP-means result) and different starting parameter values² (mass parameter values ranging logarithmically from 0.01 to 1 and mean-noise parameter values ranging logarithmically from 0.1 to 10). The final hundred K draws for each of these combinations are combined and summarized in a histogram on the right of Figure 1. Feature counts lower than 7 were not obtained in our experiments, which suggests these values are, at least, difficult to obtain using the IBP with the given hyperpriors.

On the other hand, the feature counts for the new K-means-style algorithms suggest parsimony is more easily achieved in this case. The lower picture and text rows of Figure 2 show the features (after the base feature) found by feature K-means: as desired, there is one feature per tabletop object. The upper text row of Figure 2 shows the features to which each of the example images in the top row are assigned by the optimal feature allocation. For comparison, the collapsed algorithm also finds an optimal feature encoding. The BP-means algorithm adds an extra, superfluous feature containing both the Klein bottle and \$20 bill.

5.2. Faces data

Next, we analyze the FEI face database, consisting of 400 pictures of pre-aligned faces (Thomaz & Giraldi, 2010). 200 different individuals are pictured, each with one smiling and one neutral expression. Each picture has height 300 pixels, width 250 pixels, and one grayscale channel. Four example pictures appear in the first row of Figure 3. This time, we compare the repeated feature K-means algorithm to classic K-means. We keep the top 100 principal components to form the data vectors for both algorithms.

With a choice of $\lambda^2 = 5$, repeated feature K-means chooses one base feature (lefthand picture in the second row of Figure 3) plus two additional features as optimal; the central and righthand pictures in the second row of Figure 3 depict the sum of the base feature plus the corresponding feature. The base feature is a generic face. The second feature codes for longer hair and a shorter chin. The third feature codes for darker skin and slightly different facial features. The feature combinations of each picture in the first row appear

²We found convergence failed for some parameter initializations outside this range

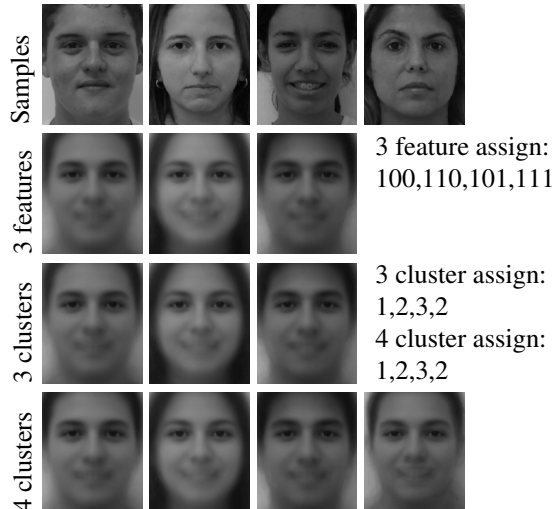


Figure 3. First row: Four sample faces. Second row: The base feature (left) and other 2 features returned by repeated feature K-means with $\lambda^2 = 5$. The final pictures are the cluster means from K-means with $K = 3$ (third row) and $K = 4$ (fourth row). The righthand text shows how the sample pictures (left to right) are assigned to features and clusters by each algorithm.

in the first text row on the right; all four possible combinations are represented.

K-means with 2 clusters and feature K-means with 2 features both encode exactly 2 distinct, disjoint groups. For larger numbers of groups though, the two representations diverge. For instance, consider a 3-cluster model of the face data, which has the same number of parameters as the 3-feature model. The resulting cluster means appear in the third row of Figure 3. While the cluster means appear similar to the feature means, the assignment of faces to clusters is quite different. The second righthand text row in Figure 3 shows to which cluster each of the four first-row faces is assigned. The feature allocation of the fourth picture in the top row tells us that the subject has long hair and certain facial features, roughly, whereas the clustering tells us that the subject’s hair is more dominant than facial structure in determining grouping. Globally, the counts of faces for clusters (1,2,3) are (154,151,95) while the counts of faces for feature combinations (100,110,101,111) are (139,106,80,75).

We might also consider a clustering of size 4 since there are 4 groups specified by the 3-feature model. The resulting cluster means are in the bottom row of Figure 3, and the cluster assignments of the sample pictures are in the bottom, righthand text row. None of the sample pictures falls in cluster 4. Again, the groupings provided by the feature allocation and the clustering are quite different. Notably, the clustering has divided up the pictures with shorter hair

into 3 separate clusters. In this case, the counts of faces for clusters (1,2,3,4) are (121,150,74,55). The feature allocation here seems to provide a sparser representation and more interpretable groupings relative to both cluster cardinalities.

6. Conclusions

We have developed a general methodology for obtaining hard-assignment objective functions from Bayesian MAP problems. The key idea is to include the structural variables explicitly in the posterior using combinatorial functions such as the EPPF and the EFPF. We apply this methodology to a number of generative models for unsupervised learning, with particular emphasis on latent feature models. We show that the resulting algorithms are capable of modeling latent structure out of reach of clustering algorithms but are also much faster than existing feature allocation learners studied in Bayesian nonparametrics. We have devoted some effort to finding algorithmic optimizations in the style of K-means (e.g., extending K-means++ initializations) in this domain. Nonetheless, the large literature on optimal initialization and fast, distributed running of the K-means algorithm suggests that, with some thought, the algorithms presented here can still be much improved in future work.

7. Acknowledgments

We would like to thank Tom Griffiths for generously sharing his code. TB's research was supported by a National Science Foundation Graduate Research Fellowship and a Berkeley Fellowship. BK's research was supported by NSF award IIS-1217433. This material is based upon work supported in part by the Office of Naval Research under contract/grant number N00014-11-1-0688.

References

- Akaike, H. A new look at the statistical model identification. *IEEE Transactions on Automatic Control*, 19(6): 716–723, 1974.
- Aldous, D. Exchangeability and related topics. *École d'Été de Probabilités de Saint-Flour XIII1983*, pp. 1–198, 1985.
- Antoniak, C.E. Mixtures of dirichlet processes with applications to bayesian nonparametric problems. *The Annals of Statistics*, pp. 1152–1174, 1974.
- Arthur, D. and Vassilvitskii, S. k-means++: The advantages of careful seeding. In *Proceedings of the Eighteenth Annual ACM-SIAM Symposium on Discrete Algorithms*, pp. 1027–1035. Society for Industrial and Applied Mathematics, 2007.
- Berkhin, P. A survey of clustering data mining techniques. *Grouping multidimensional data*, pp. 25–71, 2006.
- Blackwell, D. and MacQueen, J. B. Ferguson distributions via Pólya urn schemes. *The Annals of Statistics*, 1(2): 353–355, 1973. ISSN 0090-5364.
- Broderick, T., Jordan, M. I., and Pitman, J. Beta processes, stick-breaking, and power laws. *Bayesian Analysis*, 7, 2012.
- Broderick, T., Pitman, J., and Jordan, M.I. Feature allocations, probability functions, and paintboxes. *arXiv preprint arXiv:1301.6647*, 2013.
- Escobar, M.D. Estimating normal means with a dirichlet process prior. *Journal of the American Statistical Association*, pp. 268–277, 1994.
- Escobar, M.D. and West, M. Bayesian density estimation and inference using mixtures. *Journal of the american statistical association*, pp. 577–588, 1995.
- Gordon, A. D. and Henderson, J. T. An algorithm for Euclidean sum of squares classification. *Biometrics*, pp. 355–362, 1977.
- Griffiths, T. and Ghahramani, Z. Infinite latent feature models and the Indian buffet process. In Weiss, Y., Schölkopf, B., and Platt, J. (eds.), *Advances in Neural Information Processing Systems 18*, pp. 475–482. MIT Press, Cambridge, MA, 2006.
- Hjort, N. L. Nonparametric bayes estimators based on beta processes in models for life history data. *Annals of Statistics*, 18(3):1259–1294, 1990.
- Jain, A.K. Data clustering: 50 years beyond k-means. *Pattern Recognition Letters*, 31(8):651–666, 2010.
- Kulis, B. and Jordan, M. I. Revisiting k means: New algorithms via Bayesian nonparametrics. In *Proceedings of the 23rd International Conference on Machine Learning*, 2012.
- Liu, J. The collapsed Gibbs sampler in Bayesian computations with applications to a gene regulation problem. *Journal of the American Statistical Association*, 89:958–966, 1994.
- Peña, J. M., Lozano, J. A., and Larrañaga, P. An empirical comparison of four initialization methods for the K-Means algorithm. *Pattern recognition letters*, 20(10): 1027–1040, 1999.
- Pitman, J. Exchangeable and partially exchangeable random partitions. *Probability Theory and Related Fields*, 102(2):145–158, 1995.

Steinley, D. K-means clustering: A half-century synthesis. *British Journal of Mathematical and Statistical Psychology*, 59(1):1–34, 2006.

Sung, K. and Poggio, T. Example-based learning for view-based human face detection. *Pattern Analysis and Machine Intelligence, IEEE Transactions on*, 20(1):39–51, 1998.

Thibaux, R. and Jordan, M. I. Hierarchical beta processes and the Indian buffet process. In *Proceedings of the International Conference on Artificial Intelligence and Statistics*, volume 11, 2007.

Thomaz, C. E. and Giraldi, G. A. A new ranking method for principal components analysis and its application to face image analysis. *Image and Vision Computing*, 28(6):902–913, June 2010. We use files http://fei.edu.br/~cet/frontalimages_spatiallynormalized_partX.zip with $X=1, 2$.

Supplementary Material

A. DP-means objective derivation

First consider the generative model in Section 2. The joint distribution of the observed data x , cluster indicators z , and cluster means μ can be written as follows.

$$\begin{aligned} \mathbb{P}(x, z, \mu) &= \mathbb{P}(x|z, \mu)\mathbb{P}(z)\mathbb{P}(\mu) \\ &= \prod_{k=1}^{K^+} \prod_{n:z_n,k=1} \mathcal{N}(x_n|\mu_k, \sigma^2 I_D) \\ &\quad \cdot \theta^{K^+-1} \frac{\Gamma(\theta+1)}{\Gamma(\theta+N)} \prod_{k=1}^{K^+} (S_{N,k}-1)! \\ &\quad \cdot \prod_{k=1}^{K^+} \mathcal{N}(\mu_k|0, \rho^2 I_D) \end{aligned}$$

Then set $\theta := \exp(-\lambda^2/(2\sigma^2))$ and consider the limit $\sigma^2 \rightarrow 0$. In the following, $f(\sigma^2) = O(g(\sigma^2))$ denotes that there exist some constants $c, s^2 > 0$ such that $|f(\sigma^2)| \leq c|g(\sigma^2)|$ for all $\sigma^2 < s^2$.

$$\begin{aligned} &-\log \mathbb{P}(x, z, \mu) \\ &= \sum_{k=1}^{K^+} \sum_{n:z_n,k=1} \left[O(\log \sigma^2) + \frac{1}{2\sigma^2} \|x_n - \mu_k\|^2 \right] \\ &\quad + (K^+ - 1) \frac{\lambda^2}{2\sigma^2} + O(1) \\ &\quad + O(1) \end{aligned}$$

It follows that

$$\begin{aligned} -2\sigma^2 \log \mathbb{P}(x, z, \mu) &= \sum_{k=1}^{K^+} \sum_{n:z_n,k=1} \|x_n - \mu_k\|^2 \\ &\quad + (K^+ - 1)\lambda^2 + O(\sigma^2 \log(\sigma^2)). \end{aligned}$$

But since $\sigma^2 \log(\sigma^2) \rightarrow 0$ as $\sigma^2 \rightarrow 0$, we have that the remainder of the righthand side is asymptotically equivalent (as $\sigma^2 \rightarrow 0$) to the lefthand side (Eq. (2)).

B. BP-means objective derivation

The recipe is the same as in Sup. Mat. A. This time we start with the generative model in Section 3. The joint distribution of the observed data X , feature indicators Z , and feature means A can be written as follows.

$$\begin{aligned} \mathbb{P}(X, Z, A) &= \mathbb{P}(X|Z, A)\mathbb{P}(Z)\mathbb{P}(A) \\ &= \frac{1}{(2\pi\sigma^2)^{ND/2}} \exp \left\{ -\frac{1}{2\sigma^2} \mathbf{tr}((X - ZA)'(X - ZA)) \right\} \end{aligned}$$

$$\begin{aligned} & \cdot \frac{\gamma^{K^+} \exp\left\{-\sum_{n=1}^N \frac{\gamma}{n}\right\}}{\prod_{h=1}^H \tilde{K}_h!} \prod_{k=1}^{K^+} \frac{(S_{N,k} - 1)!(N - S_{N,k})!}{N!} \\ & \cdot \frac{1}{(2\pi\rho^2)^{K+D/2}} \exp\left\{-\frac{1}{2\rho^2} A' A\right\} \end{aligned}$$

Now set $\gamma := \exp(-\lambda^2/(2\sigma^2))$ and consider the limit $\sigma^2 \rightarrow 0$. Then

$$\begin{aligned} & -\log \mathbb{P}(X, Z, A) \\ & = O(\log \sigma^2) + \frac{1}{2\sigma^2} \mathbf{tr}((X - ZA)'(X - ZA)) \\ & + K^+ \frac{\lambda^2}{2\sigma^2} + \exp(-\lambda^2/(2\sigma^2)) \sum_{n=1}^N n^{-1} + O(1) \\ & + O(1) \end{aligned}$$

It follows that

$$\begin{aligned} -2\sigma^2 \log \mathbb{P}(X, Z, A) & = \mathbf{tr}[(X - ZA)'(X - ZA)] + K^+ \lambda^2 \\ & + O(\sigma^2 \exp(-\lambda^2/(2\sigma^2))) + O(\sigma^2 \log(\sigma^2)). \end{aligned}$$

But since $\exp(-\lambda^2/(2\sigma^2)) \rightarrow 0$ and $\sigma^2 \log(\sigma^2) \rightarrow 0$ as $\sigma^2 \rightarrow 0$, we have that $-2\sigma^2 \log \mathbb{P}(X, Z, A) \sim \mathbf{tr}[(X - ZA)'(X - ZA)] + K^+ \lambda^2$.

C. Collapsed DP-means objective derivation

We apply the usual recipe as in Sup. Mat. A. The generative model for collapsed DP-means is described in Section 4.1. The joint distribution of the observed data X and cluster indicators Z can be written as follows.

$$\begin{aligned} \mathbb{P}(X, Z) & = \mathbb{P}(X|Z)\mathbb{P}(Z) \\ & = \left((2\pi)^{ND/2} (\sigma^2)^{(N-K^+)D/2} (\rho^2)^{K^+D/2} |Z'Z + \frac{\sigma^2}{\rho^2} I_D|^{D/2} \right) \\ & \cdot \exp\left\{-\frac{1}{2\sigma^2} \mathbf{tr}\left(X'(I_N - Z(Z'Z + \frac{\sigma^2}{\rho^2} I_D)^{-1} Z')X\right)\right\} \\ & \cdot \theta^{K^+ - 1} \frac{\Gamma(\theta + 1)}{\Gamma(\theta + N)} \prod_{k=1}^{K^+} (S_{N,k} - 1)! \end{aligned}$$

Now set $\theta := \exp(-\lambda^2/(2\sigma^2))$ and consider the limit $\sigma^2 \rightarrow 0$. Then

$$\begin{aligned} & -\log \mathbb{P}(X, Z) = O(\log(\sigma^2)) \\ & + \frac{1}{2\sigma^2} \mathbf{tr}\left(X'(I_N - Z(Z'Z + \frac{\sigma^2}{\rho^2} I_D)^{-1} Z')X\right) \\ & + (K^+ - 1) \frac{\lambda^2}{2\sigma^2} + O(1) \end{aligned}$$

It follows that

$$-2\sigma^2 \log \mathbb{P}(X, Z)$$

$$\begin{aligned} & = \mathbf{tr}\left(X'(I_N - Z(Z'Z + \frac{\sigma^2}{\rho^2} I_D)^{-1} Z')X\right) \\ & + (K^+ - 1)\lambda^2 + O(\sigma^2 \log(\sigma^2)) \end{aligned}$$

We note that $\sigma^2 \log(\sigma^2) \rightarrow 0$ as $\sigma^2 \rightarrow 0$. Further note that $Z'Z$ is a diagonal $K \times K$ matrix with (k, k) entry (call it $S_{N,k}$) equal to the number of indices in cluster k . $Z'Z$ is invertible since we assume no empty clusters are represented in Z . Then

$$\begin{aligned} & -2\sigma^2 \log \mathbb{P}(X, Z) \\ & \sim \mathbf{tr}(X'(I_N - Z(Z'Z)^{-1} Z')X) + (K^+ - 1)\lambda^2 \end{aligned}$$

as $\sigma^2 \rightarrow 0$.

C.1. More interpretable objective

The objective for the collapsed Dirichlet process is more interpretable after some algebraic manipulation. We describe here how the opaque $\mathbf{tr}(X'(I_N - Z(Z'Z)^{-1} Z')X)$ term can be written in a form more reminiscent of the $\sum_{k=1}^{K^+} \sum_{n:z_n,k=1} \|x_n - \mu_k\|^2$ term in the uncollapsed objective. First, recall that $C := Z'Z$ is a $K \times K$ matrix with $C_{k,k} = S_{N,k}$ and $C_{j,k} = 0$ for $j \neq k$. Then $C' := Z(Z'Z)^{-1} Z'$ is an $N \times N$ matrix with $C'_{n,m} = S_{N,k}^{-1}$ if and only if $z_{n,k} = z_{m,k} = 1$ and $C'_{n,m} = 0$ if $z_{n,k} \neq z_{m,k}$.

$$\begin{aligned} & \mathbf{tr}(X'(I_N - Z(Z'Z)^{-1} Z')X) \\ & = \mathbf{tr}(X'X) - \mathbf{tr}(X'Z(Z'Z)^{-1} Z'X) \\ & = \mathbf{tr}(XX') - \sum_{d=1}^D \sum_{k=1}^{K^+} \sum_{n:z_n,k=1} \sum_{m:z_m,k=1} S_{N,k}^{-1} X_{n,d} X_{m,d} \\ & \stackrel{\text{a)}}{=} \sum_{k=1}^{K^+} \left[\sum_{n:z_n,k=1} x_n x'_n - 2S_{N,k}^{-1} \sum_{n:z_n,k=1} x_n \sum_{m:z_m,k=1} x'_m \right. \\ & \quad \left. + S_{N,k}^{-1} \sum_{n:z_n,k=1} x_n \sum_{m:z_m,k=1} x'_m \right] \\ & = \sum_{k=1}^{K^+} \sum_{n:z_n,k=1} \|x_n - S_{N,k}^{-1} \sum_{m:z_m,k=1} x_{m,k}\|^2 \\ & = \sum_{k=1}^{K^+} \sum_{n:z_n,k=1} \|x_n - \bar{x}^{(k)}\|^2 \end{aligned}$$

for cluster-specific empirical mean $\bar{x}^{(k)} := S_{N,k}^{-1} \sum_{m:z_m,k=1} x_{m,k}$ as in the main text.

D. Collapsed BP-means objective derivation

We continue to apply the usual recipe as in Sup. Mat. A. The generative model for collapsed BP-means is described in Section 4.1. The joint distribution of the observed data

X and feature indicators Z can be written as follows.

$$\begin{aligned} \mathbb{P}(X, Z) &= \mathbb{P}(X|Z)\mathbb{P}(Z) \\ &= \left((2\pi)^{ND/2} (\sigma^2)^{(N-K^+)D/2} (\rho^2)^{K^+D/2} |Z'Z + \frac{\sigma^2}{\rho^2} I_D|^{D/2} \right)^{-1} \\ &\cdot \exp \left\{ -\frac{1}{2\sigma^2} \mathbf{tr} \left(X'(I_N - Z(Z'Z + \frac{\sigma^2}{\rho^2} I_D)^{-1} Z')X \right) \right\} \\ &\cdot \frac{\gamma^{K^+} \exp \left\{ -\sum_{n=1}^N \frac{\gamma}{n} \right\} \prod_{k=1}^{K^+} (S_{N,k} - 1)! (N - S_{N,k})!}{\prod_{h=1}^H \tilde{K}_h! N!} \end{aligned}$$

Now set $\gamma := \exp(-\lambda^2/(2\sigma^2))$ and consider the limit $\sigma^2 \rightarrow 0$. Then

$$\begin{aligned} -\log \mathbb{P}(X, Z) &= O(\log(\sigma^2)) \\ &+ \frac{1}{2\sigma^2} \mathbf{tr} \left(X'(I_N - Z(Z'Z + \frac{\sigma^2}{\rho^2} I_D)^{-1} Z')X \right) \\ &+ K^+ \frac{\lambda^2}{2\sigma^2} + \exp(-\lambda^2/(2\sigma^2)) \sum_{n=1}^N n^{-1} + O(1) \end{aligned}$$

It follows that

$$\begin{aligned} -2\sigma^2 \log \mathbb{P}(X, Z) &= \mathbf{tr} \left(X'(I_N - Z(Z'Z + \frac{\sigma^2}{\rho^2} I_D)^{-1} Z')X \right) \text{So we find} \\ &+ K^+ \lambda^2 + O(\sigma^2 \exp(-\lambda^2/(2\sigma^2))) + O(\sigma^2 \log(\sigma^2)). \end{aligned}$$

But $\exp(-\lambda^2/(2\sigma^2)) \rightarrow 0$ and $\sigma^2 \log(\sigma^2) \rightarrow 0$ as $\sigma^2 \rightarrow 0$. And $Z'Z$ is invertible so long as two features do not have identical membership (in which case we collect them into a single feature). So we have that $-2\sigma^2 \log \mathbb{P}(X, Z) \sim \mathbf{tr} (X'(I_N - Z(Z'Z)^{-1} Z')X) + K^+ \lambda^2$.

E. General multivariate Gaussian likelihood

Above, we assumed a multivariate spherical Gaussian likelihood for each cluster. This assumption can be generalized in a number of ways. For instance, assume a general covariance matrix $\sigma^2 \Sigma_k$ for positive scalar σ^2 and positive definite $D \times D$ matrix Σ_k . Then we assume the following likelihood model for data points assigned to the k th cluster ($z_{n,k} = 1$): $x_n \sim \mathcal{N}(\mu_k, \sigma^2 \Sigma_k)$. Moreover, assume an inverse Wishart prior on the positive definite matrix Σ_k : $\Sigma_k \sim W(\Phi^{-1}, \nu)$ for Φ a positive definite matrix and $\nu > D - 1$. Assume a prior $\mathbb{P}(\mu)$ on μ that puts strictly positive density on all real-valued D -length vectors μ . For now we assume K is fixed and that $\mathbb{P}(z)$ puts a prior that has strictly positive density on all valid clusterings of the data points. This analysis can be immediately extended to the varying cluster number case via the reasoning above. Then

$$\mathbb{P}(x, z, \mu, \sigma^2 \Sigma)$$

$$\begin{aligned} &= \mathbb{P}(x|z, \mu, \sigma^2 \Sigma) \mathbb{P}(z) \mathbb{P}(\mu) \mathbb{P}(\Sigma) \\ &= \prod_{k=1}^{K^+} \prod_{n: z_{n,k}=1} \mathcal{N}(x_n | \mu_k, \sigma^2 \Sigma_k) \\ &\cdot \mathbb{P}(z) \mathbb{P}(\mu) \cdot \prod_{k=1}^K \left[\frac{|\Phi|^{\nu/2}}{2^{\nu D/2} \Gamma_D(\nu/2)} |\Sigma_k|^{-\frac{\nu+D+1}{2}} \right. \\ &\cdot \left. \exp \left\{ -\frac{1}{2} \mathbf{tr}(\Phi \Sigma_k^{-1}) \right\} \right], \end{aligned}$$

where Γ_D is the multivariate gamma function. Consider the limit $\sigma^2 \rightarrow 0$. Set $\nu = \lambda^2/\sigma^2$ for some constant λ^2 : $\lambda^2 > 0$. Then

$$\begin{aligned} &-\log \mathbb{P}(x, z, \mu, \sigma^2 \Sigma) \\ &= \sum_{k=1}^K \sum_{n: z_{n,k}=1} \left[O(\log \sigma^2) + \frac{1}{2\sigma^2} (x_n - \mu_k)' \Sigma_k^{-1} (x_n - \mu_k) \right] \\ &+ O(1) + \sum_{k=1}^K \left[-\frac{1}{2\sigma^2} \lambda^2 \log |\Phi| + \frac{D}{2\sigma^2} \lambda^2 \log 2 \right. \\ &\left. + \log \Gamma_D(\lambda^2/(2\sigma^2)) + \left(\frac{\lambda^2}{2\sigma^2} + \frac{D+1}{2} \right) \log |\Sigma_k| + O(1) \right] \end{aligned}$$

$$\begin{aligned} &-2\sigma^2 [\log \mathbb{P}(x, z, \mu, \sigma^2 \Sigma) + \log \Gamma_D(\lambda^2/(2\sigma^2))] \\ &\sim \sum_{k=1}^K \sum_{n: z_{n,k}=1} (x_n - \mu_k)' \Sigma_k^{-1} (x_n - \mu_k) \\ &+ \sum_{k=1}^K \lambda^2 \log |\Sigma_k| + O(\sigma^2). \end{aligned}$$

Letting $\sigma^2 \rightarrow 0$, the righthand side becomes

$$\sum_{k=1}^K \sum_{n: z_{n,k}=1} (x_n - \mu_k)' \Sigma_k^{-1} (x_n - \mu_k) + \sum_{k=1}^K \lambda^2 \log |\Sigma_k|,$$

the final form of the objective.

If the Σ_k are known, they may be inputted and the objective may be optimized over the cluster means and cluster assignments. In general, though, the resulting optimization problem is

$$\min_{z, \mu, \Sigma} \sum_{k=1}^K \left[\sum_{n: z_{n,k}=1} (x_n - \mu_k)' \Sigma_k^{-1} (x_n - \mu_k) + \lambda^2 \log |\Sigma_k| \right]$$

That is, the squared Euclidean distance in the classic K-means objective function has been replaced with a Mahalanobis distance, and we have added a penalty term on the size of the Σ_k matrices (with λ^2 modulating the penalty as in previous examples). This objective is reminiscent of that proposed by [Sung & Poggio \(1998\)](#).

F. Proof of BP-means local convergence

The proof of Proposition 1 is as follows.

Proof. By construction, the first step in any iteration does not increase the objective. The second step starts by deleting any features that have the same index collection as an existing feature. Suppose there are m such features with indices J and we keep feature k . By setting $A_{k,\cdot} \leftarrow \sum_{j \in J} A_{j,\cdot}$, the objective is unchanged. Next, note

$$\nabla_A \text{tr}[(X - ZA)'(X - ZA)] = 2Z'(X - ZA). \quad (16)$$

Setting the gradient to zero, we find that $A = (Z'Z)^{-1}Z'X$ solves the equation for A and therefore minimizes the objective with respect to A when $Z'Z$ is invertible, as we have already guaranteed.

Finally, since there is only a finite number of feature allocations in which each data point has at most one feature unique to only that data point and no features containing identical indices (any extra such features would only increase the objective due to the penalty), the algorithm cannot visit more than this many configurations and must finish in a finite number of iterations. \square