

Approximating rational Bézier curves by constrained Bézier curves of arbitrary degree

Mao Shi^{a,b}, Jiansong Deng^b

^a*College of Mathematics and Information Science of Shaanxi Normal University, Xi'an 710062, China*

^b*Department of Mathematics, University of Science and Technology of China, Hefei, Anhui 230026, China*

Abstract

We present an efficient method to solve the problem of the approximation of the rational Bézier curve by the polynomial Bézier curve. First, convert polynomial approximation of rational Bézier to constrained approximation between two polynomial Bézier curves. Then, derive an approximate solution by solving a linear least squares problem. Examples are given, showing the effectiveness of the algorithm.

Keywords: Rational Bézier curves, Approximation, Bézier curves, Least squares method

1. Introduction

Rational Bézier curves play a significant role in Computer Aided Design systems. However, since the forms of its derivatives and integrals are quite complicated, the problem of approximating rational function with polynomials has been raised and studied. Sederberg and Kakimoto [1] presented

*Email: shimao@snnu.edu.cn

the hybrid polynomial approximation to rational curves for the first time in 1991. Wang et al.[2] presented Hermite polynomial approximations to rational Bézier curves and investigated the convergence condition for the polynomials approximation of rational functions and rational curves. Floater [4] constructed high order approximation of rational curves by polynomial curves. Huang [3] presented a simple method for approximating a rational Bézier curve with a Bézier curve sequence based on degree elevation. Lee [5] converted polynomial approximation of rational Bézier to approximation about two polynomial curves , and gave an approximate solution by solving a linear least squares problem. Recently, sample-based polynomial approximation of rational Bézier curves and approximating conic section by constrained Bézier curves of arbitrary degree were investigated by Lu [6] and Hu [7].

The above methods have their own advantages and disadvantages. However, we regard that turn polynomial approximation of rational Bézier to approximation between two polynomial Bézier curves, and solve it based on least squares, has the following advantages: First, the degree of approximation polynomial curve is arbitrary; second, for polynomial curve, integral expression based on least-squares method is analytic; third, because there are a variety of methods for solving linear equations, computing the control points of Bézier curve is quick and stable. In this paper, we extend the method in paper [5] to constrained approximation of rational Bézier curve. Another difference from [5] is that we don't use curve degree elevation method.

The outline of this paper is as follows. Section 2 contains some basic concepts and properties on the problem of constrained Bézier approximation of rational Bézier curve. Section 3 brings an complete solution to the prob-

lem formulated above in the L_2 norm. Section 4 presents some numerical examples to confirm the correctness and effectiveness of the method.

2. Preliminaries

2.1. Definitions and Properties

A rational Bézier curve of degree n with the control points $\mathbf{p}_i \in \mathbb{R}^n$ and positive weights $\omega_i \in \mathbb{R}$ can be represented by

$$\mathbf{P}(t) = \frac{\mathbf{x}(t)}{\omega(t)} = \frac{\sum_{i=0}^n \omega_i \mathbf{p}_i B_i^n(t)}{\sum_{i=0}^n \omega_i B_i^n(t)} \quad (1)$$

where $B_i^n(t) = \binom{n}{i} t^i (1-t)^{n-i}$ are the Bernstein polynomials. Without loss of generality, in this paper, we let $\omega_0 = \omega_n = 1$.

The Bernstein polynomials have the following properties:

$$B_i^n(t) B_j^m(t) = \frac{\binom{n}{i} \binom{m}{j}}{\binom{m+n}{i+j}} B_{i+j}^{m+n}(t) \quad (2)$$

$$\int_0^1 B_i^n(t) dt = \frac{1}{n+1} \quad (3)$$

2.2. Statement for the approximation problem

The problem of approximating the rational Bézier curve expressed as (1) is to find control points $\mathbf{q}_0, \mathbf{q}_1, \dots, \mathbf{q}_m$, which define a Bézier curve

$$\mathbf{Q}(t) = \sum_{i=0}^m B_i^m(t) \mathbf{q}_i, \quad (4)$$

such that the following two conditions are satisfied [7]:

- 1) $\mathbf{Q}(t)$ has the C^0, C^1 or C^2 continuity at both endpoints of the rational Bézier curve $\mathbf{P}(t)$.
- 2) A distance function $d(\mathbf{P}, \mathbf{Q})$ between $\mathbf{P}(t)$ and $\mathbf{Q}(t)$ in the L_2 norm is minimized.

However, the integral of rational Bézier curve over interval $[0, 1]$ is either very complex or no analytical expression as the degree n grow large, so the control points $\mathbf{q}_i, (i = 0, \dots, m)$ of bézier curve $\mathbf{Q}(t)$ may not directly obtain analytical solutions by least squares method. To overcome this weakness, let

$$\mathbf{y}(t) = \mathbf{Q}(t)\omega(t).$$

Accordingly, the condition 2) is converted to polynomial approximation problem between $\mathbf{x}(t)$ and $\mathbf{y}(t)$. That is

- 2a) A distance function $d(\mathbf{x}, \mathbf{y})$ between $\mathbf{x}(t)$ and $\mathbf{y}(t)$ in the L_2 norm is minimized, that is

$$\min d(\mathbf{x}, \mathbf{y}) = \int_0^1 \| \mathbf{x}(t) - \mathbf{y}(t) \|^2 dt \quad (5)$$

3. Algorithm for constrained Bézier approximation

3.1. Constrained conditions of the approximation curve

According to the equation (1), let

$$\mathbf{x}(t) = \mathbf{P}(t)\omega(t).$$

Taking derivatives of the above equation $r(= 0, 1, 2)$ times, we obtain

$$\mathbf{x}^{(r)}(t) = \sum_{j=0}^r \binom{r}{j} \omega^{(j)}(t) \mathbf{P}^{(r-j)}(t)$$

Matching the function value and derivatives up to second order at both end-points of $\mathbf{P}(t)$ and $\mathbf{Q}(t)$, the constrained control points of $\mathbf{Q}(t)$ are

$$\begin{aligned} \mathbf{q}_0 &= \mathbf{p}_0, \mathbf{q}_m = \mathbf{p}_n \\ \mathbf{q}_1 &= \frac{n}{m}\omega_1\mathbf{p}_1 + \left(1 - \frac{n}{m}\omega_1\right)\mathbf{p}_1, \mathbf{q}_{m-1} = \left(1 - \frac{n}{m}\omega_{n-1}\right)\mathbf{p}_n + \frac{n}{m}\omega_{n-1}\mathbf{p}_{n-1} \\ \mathbf{q}_2 &= \frac{n(n-1)}{m(m-1)}\omega_2\mathbf{p}_2 + \frac{n\omega_1}{m(m-1)}(2m - 2n\omega_1)\mathbf{p}_1 \\ &\quad + \frac{1}{m(m-1)}(m(m-1) + 2n\omega_1(n\omega_1 - m) + n\omega_2(1 - n))\mathbf{p}_0 \\ \mathbf{q}_{m-2} &= \frac{1}{m(m-1)}(2n\omega_{n-1}(n\omega_{n-1} - m) + n\omega_{n-2}(1 - n) + m(m-1))\mathbf{p}_n \\ &\quad + \frac{2n\omega_{n-1}}{m(m-1)}(m - n\omega_{n-1})\mathbf{p}_{n-1} + \frac{n(n-1)}{m(m-1)}\omega_{n-2}\mathbf{p}_{n-2} \end{aligned}$$

Accordingly, $\mathbf{Q}(t)$ can be expressed as

$$\mathbf{Q}(t) = \sum_{i=0}^k B_i^m(t)\mathbf{q}_i + \sum_{i=k+1}^{m-h-1} B_i^m(t)\mathbf{q}_i + \sum_{i=m-h}^m B_i^m(t)\mathbf{q}_i, \quad (6)$$

where $\mathbf{q}_i (i = k+1, k+2, \dots, m-h-1, k, h = 0, 1, 2)$ are the unknown control points.

3.2. unconstrained control points of the approximation curve

In order to minimize the objective function d expressed by equation (5), the derivatives of d about the points $\mathbf{q}_i (l = k+1, \dots, m-h-1)$ should be zero, that is $\frac{\partial d}{\partial \mathbf{q}_i} = 0$. Then we have

$$\int_0^1 \mathbf{Q}(t) \omega^2(t) B_l^m(t) dt = \int_0^1 \mathbf{x}(t) \omega(t) B_l^m(t) dt. \quad (7)$$

Substituting (6) into (7), we obtain

$$\begin{aligned} & \sum_{i=0}^k \int_0^1 \omega^2(t) B_i^m(t) B_l^m(t) \mathbf{q}_i dt + \sum_{i=k+1}^{m-h-1} \int_0^1 \omega^2(t) B_i^m(t) B_l^m(t) \mathbf{q}_i dt \\ & + \sum_{i=m-h}^m \int_0^1 \omega^2(t) B_i^m(t) B_l^m(t) \mathbf{q}_i dt = \int_0^1 \mathbf{x}(t) \omega(t) B_l^m(t) dt, \end{aligned} \quad (8)$$

Deriving equation (8) based on (1) and (2), it yields

$$\begin{aligned} & \sum_{i=0}^{2n+k} \left(\sum_{j=\max(0, i-2n)}^{\min(k, i)} \frac{\binom{m}{j} \binom{2n}{i-j}}{\binom{2m+2n}{i+l}} W_{i-j} \mathbf{q}_i \right) + \sum_{i=k+1}^{2n+m-h-1} \left(\sum_{j=\max(k+1, i-2n)}^{\min(m-h-1, i)} \frac{\binom{m}{j} \binom{2n}{i-j}}{\binom{2m+2n}{i+l}} W_{i-j} \mathbf{q}_i \right) \\ & + \sum_{i=m-h}^{2n+m} \left(\sum_{j=\max(m-h, i-2n)}^{\min(m, i)} \frac{\binom{m}{j} \binom{2n}{i-j}}{\binom{2m+2n}{i+l}} W_{i-j} \mathbf{q}_i \right) \\ & = \frac{2m+2n+1}{2n+m+1} \sum_{i=0}^{2n} \left(\sum_{j=\max(0, i-n)}^{\min(n, i)} \frac{\binom{n}{j} \binom{n}{i-j}}{\binom{2n+m}{i+l}} \omega_{i-j} \omega_j \mathbf{p}_j \right), \\ & (l = k+1, k+2, \dots, m-h-1), \end{aligned} \quad (9)$$

where

$$W_i = \sum_{j=\max(0, i-n)}^{\min(n, i)} \frac{\binom{n}{j} \binom{n}{i-j}}{\binom{2n}{i}} \omega_{i-j} \omega_j,$$

In order to easily evaluate the unknown points $\mathbf{q}_i (i = k+1, k+2, \dots, m-h-1)$, regrouping abovementioned equation, we obtain

$$\begin{aligned} \sum_{i=k+1}^{m-h-1} \sum_{j=0}^{2n} \frac{\binom{2n}{j} \binom{m}{i}}{\binom{2n+2m}{i+j+l}} W_j \mathbf{q}_i &= \frac{2m+2n+1}{2m+n+1} \sum_{i=0}^n \sum_{j=0}^n \frac{\binom{n}{i} \binom{n}{j}}{\binom{2n+m}{i+j+l}} \omega_i \omega_j \mathbf{p}_i - \\ \sum_{i=0}^k \sum_{j=0}^{2n} \frac{\binom{2n}{j} \binom{m}{i}}{\binom{2n+2m}{i+j+l}} W_j \mathbf{q}_i &- \sum_{i=m-h}^m \sum_{j=0}^{2n} \frac{\binom{2n}{j} \binom{m}{i}}{\binom{2n+2m}{i+j+l}} W_j \mathbf{q}_i \end{aligned} \quad (10)$$

$$(l = k+1, \dots, m-h-1),$$

Linear equation (10) has a unique solution because Bernstein basis functions are linearly independent, and solutions can be derived by methods introduced in [8].

4. Error estimation and implement

For the convenience of estimation, we use maximum distance d_{max} to evaluate approximation results. d_{max} are sampling-based various distances between the rational Bézier curve $\mathbf{P}(t)$ and its approximation curve $\mathbf{Q}(t)$. That is

$$d_{max} = \max_{0 \leq t \leq 1} \|\mathbf{P}(t) - \mathbf{Q}(t)\|$$

Example 1. Consider a conic rational Bézier curve $\mathbf{P}(t)$ with control points $\mathbf{p}_0 = (0, 0)$, $\mathbf{p}_1 = (0.3, 1.5)$, $\mathbf{p}_2 = (1, 0)$, and weights $\omega_0 = 1, \omega_1 = 0.8, \omega_2 = 1$. A 4-degree Bézier curve $\mathbf{Q}(t)$ approximates $\mathbf{P}(t)$ with the contact order $(1, 0)$ of continuity at two endpoints. The control points of $\mathbf{Q}(t)$ are

$(0, 0), (0.12, 0.6), (0.3683, 0.9771), (0.7289, 0.5986), (1, 0)$.

The maximum error distance is $d_{max} = 2.1 \times 10^{-3}$ (See Figure 1).

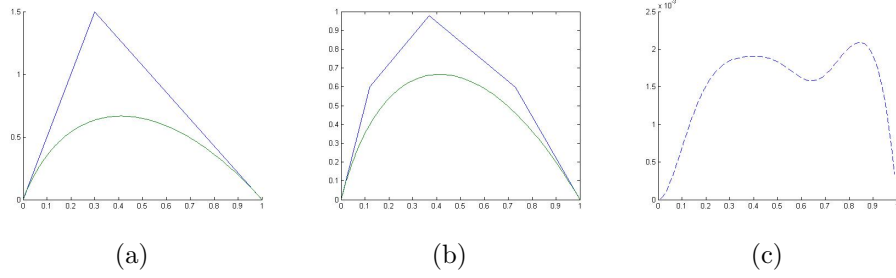


Figure 1: (a) conic $P(t)$ with control points; (b) A 4-degree Bézier approximation curve $Q(t)$ with contact order $(1, 0)$ of continuity at two endpoints and its control points; (c) Error distance curve

Example 2. Consider a cubic section $P(t)$ with control points $p_0 = (0, 0)$, $p_1 = (0.2, 1.5)$, $p_2 = (0.8, 1.5)$, $p_3 = (1, 0)$, and weights $\omega_0 = 1, \omega_1 = 1.2, \omega_2 = 1.5, \omega_3 = 1$. A 6-degree Bézier curve $Q(t)$ approximates $P(t)$ with the contact order $(2, 2)$ of continuity at two endpoints. The control points of $Q(t)$ are $(0, 0), (0.12, 0.9), (0.3552, 1.314), (0.5429, 1.49), (0.718, 1.035), (0.85, 1.125), (1.0, 0)$ (See Figure 2). The maximum error distance is $d_{max} = 1.99 \times 10^{-2}$.

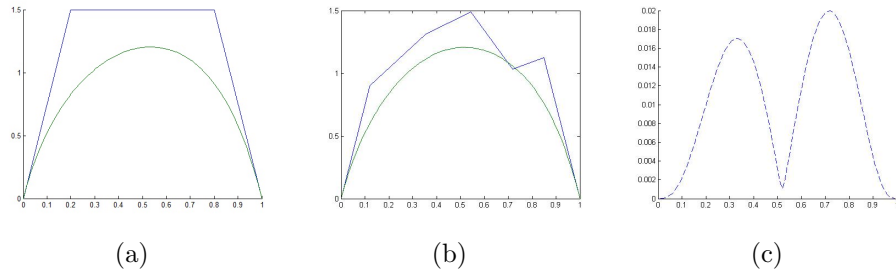


Figure 2: (a) a cubic $P(t)$ with control points; (b) A 6-degree Bézier approximation curve $Q(t)$ with contact order $(2, 2)$ of continuity at two endpoints and its control points; (c) Error distance curve

Example 3. Consider a 4th degree rational Bézier curve $\mathbf{P}(t)$ with control points $\mathbf{p}_0 = (0, 0)$, $\mathbf{p}_1 = (0.2, 1.5)$, $\mathbf{p}_2 = (0.4, 1.7)$, $\mathbf{p}_3 = (0.8, 1.5)$, $\mathbf{p}_4 = (1, 0)$ and weights $\omega_0 = 1, \omega_1 = 1.2, \omega_2 = 1.4, \omega_3 = 1.2, \omega_4 = 1$. A 6-degree Bézier curve $\mathbf{Q}(t)$ approximates $\mathbf{P}(t)$ with the contact order $(2, 2)$ of continuity at two endpoints. The control points of $\mathbf{Q}(t)$ are $(0, 0)$, $(0.16, 1.2)$, $(0.3008, 1.528)$, $(0.4508, 1.5738)$, $(0.5872, 1.528)$, $(0.84, 1.12)$, $(1, 0)$. The maximum error distance is $d_{max} = 1.7 \times 10^{-3}$ (See Figure 3).

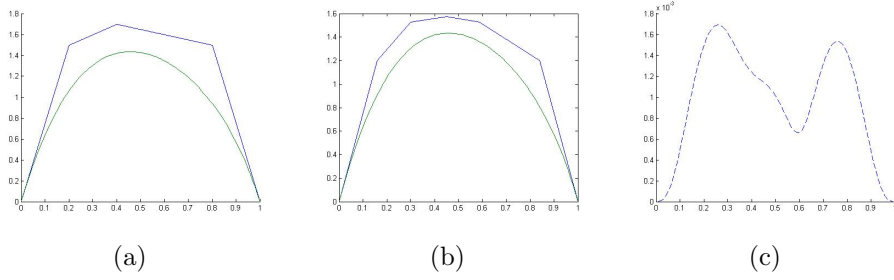


Figure 3: (a) a 4-degree rational Bézier curve $\mathbf{P}(t)$ with control points; (b) A 6-degree Bézier approximation curve $\mathbf{Q}(t)$ with contact order $(2, 2)$ of continuity at two endpoints and its control points; (c) Error distance curve

Example 4. Consider a 4th degree rational Bézier curve $\mathbf{P}(t)$ with control points $\mathbf{p}_0 = (0, 0)$, $\mathbf{p}_1 = (0.2, 1.5)$, $\mathbf{p}_2 = (0.5, 1.0)$, $\mathbf{p}_3 = (0.8, 1.5)$, $\mathbf{p}_4 = (1, 0)$ and weights $\omega_0 = 1, \omega_1 = 1.2, \omega_2 = 1.4, \omega_3 = 1.2, \omega_4 = 1$. A 6-degree Bézier curve $\mathbf{Q}(t)$ approximates $\mathbf{P}(t)$ with the contact order $(1, 1)$ of continuity at two endpoints. The control points of $\mathbf{Q}(t)$ are $(0, 0)$, $(0.16, 1.2)$, $(0.3526, 1.1270)$, $(0.5001, 1.2372)$, $(0.6475, 1.127)$, $(0.84, 1.2)$, $(1, 0)$.

The maximum error distance is $d_{max} = 3.4942 \times 10^{-4}$ (See Figure 4).

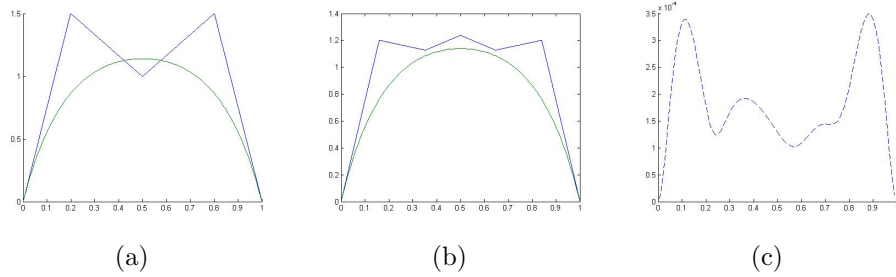


Figure 4: (a) a 4-degree rational Bézier curve $P(t)$ with control points; (b) A 6-degree Bézier approximation curve $Q(t)$ with contact order $(1,1)$ of continuity at two endpoints and its control points; (c) Error distance curve.

Acknowledgements

The work is supported by supported by Fundamental Research Funds for the Central Universities (No:GK201102025), the National Natural Science Foundation of China (No.11101253) and the StartingResearch Fund from the Shaanxi Normal University (No.999501).

References

- [1] T. W. Sederberg, M. Kakimoto, Approximating rational curves using polynomial curves, in: G. Farin(Ed.), NURBS for curve and surface Design, SIAM, Philadelphia,1991,pp.149-158.
- [2] G. Wang, T. W. Sederberg,F. Chen, On the convergence of polynomial of rational functions, J. Approximation Theory 89 (1997) 267-288.
- [3] Y. Huang,H. Su, H. Lin, A simple method for approximating rational curve using bézier curves, Computer Aided Geometry Design 25 (2008) 697-699.
- [4] M. S. Folat, High order approximation of rational curves by polynomial curves, Copmuter Aided Geometry Design 23 (2006) 621-628.
- [5] B.G.Lee, Y.B. Park, Approximate Conversion of Rational Bézier Curves,The journal of the Korean Society for Industrial and Applied Mathematics 1 (1998) 88-93.
- [6] L. Z. Lu, Sample-based polynomial approximation of ratinal Bézier curves, Journal of Computational and Applied mathematics 235 (2011) 1557-1563.
- [7] Q.Q. Hu, Approximating conic sections by constrained Bézier curves of arbitrary degree, Journal of Computational and applied mathematics 236(2012) 2813-2821.
- [8] Eugene Isaacson , Herbert B. Keller. Analysis of Numerical Methods. Dover Publications Inc., 1994.