

# SUSY contributions to CP violations in $b \rightarrow s$ and $b \rightarrow d$ transitions facing on new data

Yusuke Shimizu<sup>1,\*</sup>, Morimitsu Tanimoto<sup>1,†</sup> and Kei Yamamoto<sup>2,‡</sup>

<sup>1</sup>*Department of Physics, Niigata University, Niigata 950-2181, Japan*

<sup>2</sup>*Graduate School of Science and Technology, Niigata University,  
Niigata 950-2181, Japan*

## Abstract

We study the contribution of the gluino-squark mediated flavor changing process for the CP violation in  $b \rightarrow s$  and  $b \rightarrow d$  transitions facing on recent experimental data. The mass insertion parameters of squarks are constrained by the branching ratios of  $b \rightarrow s\gamma$  and  $b \rightarrow d\gamma$  decays. In addition, the time dependent CP asymmetries of  $B^0 \rightarrow \phi K_S$  and  $B^0 \rightarrow \eta' K^0$  decays severely restrict the allowed region of the mass insertion parameter for the  $b \rightarrow s$  transition. By using these constraints with squark and gluino masses of 1.5 TeV, we predict the CP asymmetries of  $B_s \rightarrow \phi\phi$ ,  $B_s \rightarrow \eta'\phi$ , and  $B^0 \rightarrow K^0 \bar{K}^0$  decays, as well as the CP asymmetries in  $b \rightarrow s\gamma$  and  $b \rightarrow d\gamma$  decays. The CP violation in the  $B_s \rightarrow \phi\phi$  decay is expected to be large owing to the squark flavor mixing, which will be tested at LHCb soon.

---

\*E-mail address: shimizu@muse.sc.niigata-u.ac.jp

†E-mail address: tanimoto@muse.sc.niigata-u.ac.jp

‡E-mail address: yamamoto@muse.sc.niigata-u.ac.jp

# 1 Introduction

The LHC experiments are now going on to discover new physics, for which the supersymmetry (SUSY) is one of the most attractive candidates. The SUSY signals have not yet observed although the Higgs-like events are almost confirmed [1]. The lower bounds of the superparticle masses increase gradually. The squark and the gluino masses are expected to be larger than 1 TeV [2].

On the other hand, the LHCb collaboration has reported new data of the CP violation of  $B$  mesons and the branching ratios of rare  $B$  decays [3, 4, 5]. The new physics is also expected to be indirectly found in the  $B$  meson decays. For a long years the CP violation in the  $K$  and  $B^0$  mesons has been successfully understood within the framework of the standard model (SM), so called Kobayashi-Maskawa (KM) model [6], where the source of the CP violation is the KM phase in the quark sector with three families. While, there are new sources of the CP violation if the SM is extended to the SUSY models. The soft squark mass matrices contain the CP-violating phases, which contribute to the flavor changing neutral current (FCNC) with the CP violation. Therefore, we expect the effect of the SUSY contribution in the CP-violating phenomena. However, the clear deviation from the prediction of the SM has not been observed yet in the LHCb experiment [3, 4, 5].

In our previous works [7, 8], we studied the SUSY contribution, which is the gluino-squark mediated flavor changing one [9]-[18], to the CP violation of the  $b \rightarrow s$  transition. We used the only experimental data of the  $b \rightarrow s\gamma$  decay to constrain the mass insertion (MI) parameters of squarks. In the present paper to obtain more precise predictions, we discuss the CP violation of the  $b \rightarrow s$  transition by taking account of the QCD corrections for the SUSY contribution. Moreover, in order to constrain the MI parameters, we input the recent experimental data, the time dependent CP asymmetries of  $B^0$  non-leptonic decays, in addition to the experimental data of the  $b \rightarrow s\gamma$  decay. We also discuss the SUSY effect on the  $b \rightarrow d$  transition in this work.

The LHCb collaboration reported the time dependent CP asymmetry  $S_{J/\psi\phi}$  in the non-leptonic  $B_s$  decay, which gives a constraint of the SUSY contribution on the  $b \rightarrow s$  transition. The CP asymmetry of  $B_s \rightarrow \phi\phi$  is expected to be observed in the near future at LHCb [5]. If there is the contribution of the squark flavor mixing in the FCNC, we expect to observe the sizeable time dependent CP asymmetry in this process, in which the SM prediction is very small.

The typical process of the  $b \rightarrow s$  transition is the  $b \rightarrow s\gamma$  decay, in which the experimental data of the branching ratio, the direct CP violation, and the time dependent CP asymmetry  $S_{K^*\gamma}$  have been reported. The SUSY contribution is also constrained by the data of the time dependent CP asymmetries in  $B^0 \rightarrow \phi K_S$  and  $B^0 \rightarrow \eta' K^0$  decays [19].

On the other hand, the  $b \rightarrow d$  transition also becomes available to investigate the SUSY contribution quantitatively taking account of the recent experimental branching ratio of the  $b \rightarrow d\gamma$  decay [20, 21]. In this transition, the time dependent CP asymmetry of the  $B^0 \rightarrow K^0 \bar{K}^0$  decay is an attractive one to search for the SUSY effect because the penguin amplitude dominates this process. We also predict the time dependent CP asymmetry of  $B^0 \rightarrow \rho\gamma$ ,  $S_{\rho\gamma}$ .

The dominant contribution of the SUSY is the gluino-squark mediated flavor changing

process for the  $B$  meson decays discussing in this work. We present the constraint for the MI parameters  $(\delta_d^{LR})_{23}$  and  $(\delta_d^{LR})_{13}$  by putting the experimental data, where squarks and the gluino masses are at the TeV scale. By using these MI parameters, we predict the CP violation of the  $B$  meson decays, in which the interesting one is the  $B_s \rightarrow \phi\phi$  decay. The CP violation in this decay will be measured at LHCb in the near future.

In section 2, we present the formulation of the gluino-squark contribution on the CP violation of  $B$  mesons in our framework. In section 3, we discuss the  $b \rightarrow s$  transition, and present numerical predictions for the direct CP violation and time dependent CP asymmetries in  $B^0 \rightarrow K^*\gamma$ ,  $B_s \rightarrow \phi\phi$ , and  $B_s \rightarrow \eta'\phi$  decays. In section 4, we discuss the  $b \rightarrow d$  transition, and present numerical predictions for the direct CP violation and time dependent CP asymmetries in  $B^0 \rightarrow \rho\gamma$  and  $B^0 \rightarrow K^0\bar{K}^0$  decays. Section 5 is devoted to the summary.

## 2 Squark flavor mixing in CP violation of $B$ mesons

Let us present the framework of the calculations for the contribution of the squark flavor mixing, which is the coupling among down-type quarks, down-type squarks, and the gluino. The effective Hamiltonian for the  $\Delta B = 1$  process is given as

$$H_{eff} = \frac{4G_F}{\sqrt{2}} \left[ \sum_{q'=u,c} V_{q'b} V_{q'q}^* \sum_{i=1,2} C_i O_i^{(q')} - V_{tb} V_{tq}^* \sum_{i=3-6,7\gamma,8G} (C_i O_i + \tilde{C}_i \tilde{O}_i) \right], \quad (1)$$

where  $q = s, d$ . The local operators are given as

$$\begin{aligned} O_1^{(q')} &= (\bar{q}_\alpha \gamma_\mu P_L q'_\beta) (\bar{q}'_\beta \gamma^\mu P_L b_\alpha), & O_2^{(q')} &= (\bar{q}_\alpha \gamma_\mu P_L q'_\alpha) (\bar{q}'_\beta \gamma^\mu P_L b_\beta), \\ O_3 &= (\bar{q}_\alpha \gamma_\mu P_L b_\alpha) \sum_Q (\bar{Q}_\beta \gamma^\mu P_L Q_\beta), & O_4 &= (\bar{q}_\alpha \gamma_\mu P_L b_\beta) \sum_Q (\bar{Q}_\beta \gamma^\mu P_L Q_\alpha), \\ O_5 &= (\bar{q}_\alpha \gamma_\mu P_L b_\alpha) \sum_Q (\bar{Q}_\beta \gamma^\mu P_R Q_\beta), & O_6 &= (\bar{q}_\alpha \gamma_\mu P_L b_\beta) \sum_Q (\bar{Q}_\beta \gamma^\mu P_R Q_\alpha), \\ O_{7\gamma} &= \frac{e}{16\pi^2} m_b \bar{q}_\alpha \sigma^{\mu\nu} P_R b_\alpha F_{\mu\nu}, & O_{8G} &= \frac{g_s}{16\pi^2} m_b \bar{q}_\alpha \sigma^{\mu\nu} P_R T_{\alpha\beta}^a b_\beta G_{\mu\nu}^a, \end{aligned} \quad (2)$$

where  $P_R = (1 + \gamma_5)/2$ ,  $P_L = (1 - \gamma_5)/2$ , and  $\alpha, \beta$  are color indices, and  $Q$  is taken to be  $u, d, s, c$  quarks. Here,  $C_i$ 's and  $\tilde{C}_i$ 's are the Wilson coefficients, and  $\tilde{O}_i$ 's are the operators by replacing  $L(R)$  with  $R(L)$  in  $O_i$ . In this paper,  $C_i$  includes both SM contribution and gluino one, such as  $C_i = C_i^{\text{SM}} + C_i^{\tilde{g}}$ , where  $C_i^{\text{SM}}$ 's are given in Ref. [22].

In order to estimate the SUSY contribution for  $C_i^{\tilde{g}}$ , we take the most popular ansatz, a degenerate SUSY breaking mass spectrum for the flavor structure of squarks. In the super-CKM basis, we can parametrize the soft scalar masses squared of the down-type squarks,

$M_{\tilde{d}_{LL}}^2$ ,  $M_{\tilde{d}_{RR}}^2$ ,  $M_{\tilde{d}_{LR}}^2$ , and  $M_{\tilde{d}_{RL}}^2$  as follows:

$$\begin{aligned}
M_{\tilde{d}_{LL}}^2 &= m_{\tilde{q}}^2 \begin{pmatrix} 1 + (\delta_d^{LL})_{11} & (\delta_d^{LL})_{12} & (\delta_d^{LL})_{13} \\ (\delta_d^{LL})_{12}^* & 1 + (\delta_d^{LL})_{22} & (\delta_d^{LL})_{23} \\ (\delta_d^{LL})_{13}^* & (\delta_d^{LL})_{23}^* & 1 + (\delta_d^{LL})_{33} \end{pmatrix}, \\
M_{\tilde{d}_{RR}}^2 &= m_{\tilde{q}}^2 \begin{pmatrix} 1 + (\delta_d^{RR})_{11} & (\delta_d^{RR})_{12} & (\delta_d^{RR})_{13} \\ (\delta_d^{RR})_{12}^* & 1 + (\delta_d^{RR})_{22} & (\delta_d^{RR})_{23} \\ (\delta_d^{RR})_{13}^* & (\delta_d^{RR})_{23}^* & 1 + (\delta_d^{RR})_{33} \end{pmatrix}, \\
M_{\tilde{d}_{LR}}^2 &= (M_{\tilde{d}_{RL}}^2)^\dagger = m_{\tilde{q}}^2 \begin{pmatrix} (\delta_d^{LR})_{11} & (\delta_d^{LR})_{12} & (\delta_d^{LR})_{13} \\ (\delta_d^{LR})_{21} & (\delta_d^{LR})_{22} & (\delta_d^{LR})_{23} \\ (\delta_d^{LR})_{31} & (\delta_d^{LR})_{32} & (\delta_d^{LR})_{33} \end{pmatrix}, \tag{3}
\end{aligned}$$

where  $m_{\tilde{q}}$  is the average squark mass, and  $(\delta_d^{LL})_{ij}$ ,  $(\delta_d^{RR})_{ij}$ ,  $(\delta_d^{LR})_{ij}$ , and  $(\delta_d^{RL})_{ij}$  are called as the mass insertion (MI) parameters.

The Wilson coefficients of the gluino contribution  $C_i^{\tilde{g}}$  are given as follows [23]:

$$\begin{aligned}
C_3^{\tilde{g}}(m_{\tilde{g}}) &\simeq \frac{\sqrt{2}\alpha_s^2}{4G_F V_{tb} V_{tq}^* m_{\tilde{q}}^2} (\delta_d^{LL})_{k3} \left[ -\frac{1}{9}B_1(x) - \frac{5}{9}B_2(x) - \frac{1}{18}P_1(x) - \frac{1}{2}P_2(x) \right], \\
C_4^{\tilde{g}}(m_{\tilde{g}}) &\simeq \frac{\sqrt{2}\alpha_s^2}{4G_F V_{tb} V_{tq}^* m_{\tilde{q}}^2} (\delta_d^{LL})_{k3} \left[ -\frac{7}{3}B_1(x) + \frac{1}{3}B_2(x) + \frac{1}{6}P_1(x) + \frac{3}{2}P_2(x) \right], \\
C_5^{\tilde{g}}(m_{\tilde{g}}) &\simeq \frac{\sqrt{2}\alpha_s^2}{4G_F V_{tb} V_{tq}^* m_{\tilde{q}}^2} (\delta_d^{LL})_{k3} \left[ \frac{10}{9}B_1(x) + \frac{1}{18}B_2(x) - \frac{1}{18}P_1(x) - \frac{1}{2}P_2(x) \right], \\
C_6^{\tilde{g}}(m_{\tilde{g}}) &\simeq \frac{\sqrt{2}\alpha_s^2}{4G_F V_{tb} V_{tq}^* m_{\tilde{q}}^2} (\delta_d^{LL})_{k3} \left[ -\frac{2}{3}B_1(x) + \frac{7}{6}B_2(x) + \frac{1}{6}P_1(x) + \frac{3}{2}P_2(x) \right], \\
C_{7\gamma}^{\tilde{g}}(m_{\tilde{g}}) &\simeq -\frac{\sqrt{2}\alpha_s\pi}{6G_F V_{tb} V_{tq}^* m_{\tilde{q}}^2} \left[ (\delta_d^{LL})_{k3} \left( \frac{8}{3}M_3(x) - \mu \tan \beta \frac{m_{\tilde{g}}}{m_{\tilde{q}}^2} \frac{8}{3}M_a(x) \right) + (\delta_d^{LR})_{k3} \frac{m_{\tilde{g}}}{m_b} \frac{8}{3}M_1(x) \right], \\
C_{8G}^{\tilde{g}}(m_{\tilde{g}}) &\simeq -\frac{\sqrt{2}\alpha_s\pi}{2G_F V_{tb} V_{tq}^* m_{\tilde{q}}^2} \left[ (\delta_d^{LL})_{k3} \left\{ \left( \frac{1}{3}M_3(x) + 3M_4(x) \right) \right. \right. \\
&\quad \left. \left. - \mu \tan \beta \frac{m_{\tilde{g}}}{m_{\tilde{q}}^2} \left( \frac{1}{3}M_a(x) + 3M_b(x) \right) \right\} + (\delta_d^{LR})_{k3} \frac{m_{\tilde{g}}}{m_b} \left( \frac{1}{3}M_1(x) + 3M_2(x) \right) \right], \tag{4}
\end{aligned}$$

where  $k = 2, 1$  correspond to  $b \rightarrow q$  ( $q = s, d$ ) transitions, respectively. Here the double mass insertion is included in  $C_{7\gamma}^{\tilde{g}}(m_{\tilde{g}})$  and  $C_{8G}^{\tilde{g}}(m_{\tilde{g}})$ . The Wilson coefficients  $\tilde{C}_i^{\tilde{g}}(m_{\tilde{g}})$ 's are obtained by replacing  $L(R)$  with  $R(L)$  in  $C_i^{\tilde{g}}(m_{\tilde{g}})$ 's. The loop functions in Eq.(4) are presented in our previous work [7]. In our calculations,  $C_{7\gamma}$  and  $C_{8G}$  give dominant contributions to the CP violations in  $b \rightarrow s$  and  $b \rightarrow d$  transitions. The effective Wilson coefficients of  $C_{7\gamma}(m_b)$  and  $C_{8G}(m_b)$  are given at the leading order of QCD as follows [22]:

$$\begin{aligned}
C_{7\gamma}^{\tilde{g}}(m_b) &= \zeta C_{7\gamma}^{\tilde{g}}(m_{\tilde{g}}) + \frac{8}{3}(\eta - \zeta) C_{8G}^{\tilde{g}}(m_{\tilde{g}}), \\
C_{8G}^{\tilde{g}}(m_b) &= \eta C_{8G}^{\tilde{g}}(m_{\tilde{g}}), \tag{5}
\end{aligned}$$

where

$$\zeta = \left( \frac{\alpha_s(m_{\tilde{g}})}{\alpha_s(m_t)} \right)^{\frac{16}{21}} \left( \frac{\alpha_s(m_t)}{\alpha_s(m_b)} \right)^{\frac{16}{23}}, \quad \eta = \left( \frac{\alpha_s(m_{\tilde{g}})}{\alpha_s(m_t)} \right)^{\frac{14}{21}} \left( \frac{\alpha_s(m_t)}{\alpha_s(m_b)} \right)^{\frac{14}{23}}. \quad (6)$$

Let us discuss the time dependent CP asymmetries of  $B^0$  and  $B_s$  decaying into the final state  $f$ , which are defined as [24]

$$S_f = \frac{2\text{Im}\lambda_f}{1 + |\lambda_f|^2}, \quad C_f = \frac{1 - |\lambda_f|^2}{1 + |\lambda_f|^2}, \quad (7)$$

where

$$\lambda_f = \frac{q}{p} \bar{\rho}, \quad \frac{q}{p} \simeq \sqrt{\frac{M_{12}^{q*}}{M_{12}^q}}, \quad \bar{\rho} \equiv \frac{\bar{A}(\bar{B}_q^0 \rightarrow f)}{A(B_q^0 \rightarrow f)}. \quad (8)$$

Here  $M_{12}^q (q = s, d)$  are the dispersive parts of the  $B_q$ - $\bar{B}_q$  mixing, in which the quark-squark-gluino interaction contributes in addition to the SM one. The MI parameters  $(\delta_d^{LL})_{k3}$  and  $(\delta_d^{RR})_{k3}$  ( $k = 2, 1$ ) are constrained by CP violations in the  $\Delta B = 2$  transition as discussed in our previous works [7, 8]. On the other hand,  $(\delta_d^{LR})_{k3}$  and  $(\delta_d^{RL})_{k3}$  ( $k = 2, 1$ ) are constrained in the  $\Delta B = 1$  transition.

In the  $B^0 \rightarrow J/\psi K_S$  and  $B_s \rightarrow J/\psi \phi$  decays, we write  $\lambda_{J/\psi K_S}$  and  $\lambda_{J/\psi \phi}$  in terms of phase factors, respectively:

$$\lambda_{J/\psi K_S} \equiv -e^{-i\phi_d}, \quad \lambda_{J/\psi \phi} \equiv e^{-i\phi_s}, \quad (9)$$

by putting  $|\bar{\rho}| = 1$ . The recent experimental data of these phases are [19, 25]

$$\sin \phi_d = 0.679 \pm 0.020, \quad \phi_s = -0.002 \pm 0.083 \pm 0.027. \quad (10)$$

We expect the SUSY contribution to be included in these observed values.

Since the  $B^0 \rightarrow J/\psi K_S$  process occurs at the tree level in the SM, the CP asymmetry mainly originates from  $M_{12}^d$ . Although the  $B^0 \rightarrow \phi K_S$  and  $B^0 \rightarrow \eta' K^0$  decays are penguin dominant ones, their CP asymmetries also come from  $M_{12}^d$  in the SM. Then, the CP asymmetries of  $B^0 \rightarrow J/\psi K_S$ ,  $B^0 \rightarrow \phi K_S$ , and  $B^0 \rightarrow \eta' K^0$  decays are expected to be the same magnitude.

On the other hand, if the squark flavor mixing contributes to the decay at the one-loop level, its magnitude could be comparable to the SM penguin one in  $B^0 \rightarrow \phi K_S$  and  $B^0 \rightarrow \eta' K^0$  decays, but the squark flavor mixing contribution is tiny in the  $B^0 \rightarrow J/\psi K_S$  decay because this process is at the tree level in the SM. Therefore, there is a possibility to find the SUSY contribution by observing the different CP asymmetries among those processes [26]. The present data of these time dependent CP asymmetries are given as [19],

$$S_{J/\psi K_S} = 0.679 \pm 0.020, \quad S_{\phi K_S} = 0.74_{-0.13}^{+0.11}, \quad S_{\eta' K^0} = 0.59 \pm 0.07, \quad (11)$$

which may be regarded to be same within the experimental error bar. Thus, the experimental values are consistent with the prediction of the SM. In other words, these data severely constrain the MI parameters  $(\delta_d^{LR})_{23}$  and  $(\delta_d^{RL})_{23}$ .

### 3 The $b \rightarrow s$ transition

At first we discuss the contributions of the squark flavor mixing for the  $b \rightarrow s$  transition, which are given in terms of the MI parameters  $(\delta_d^{LL})_{23}$ ,  $(\delta_d^{RR})_{23}$ ,  $(\delta_d^{LR})_{23}$ , and  $(\delta_d^{RL})_{23}$ . These MI parameters are constrained by the experimental data of  $B$  meson decays.

Let us show the formulation of the  $b \rightarrow s$  transition. The CP asymmetries  $S_f$  of Eq. (7) in the  $b \rightarrow ss\bar{s}$  transition are one of the most important processes when we investigate the new physics. The CP asymmetries  $S_f$  for  $B^0 \rightarrow \phi K_S$  and  $B^0 \rightarrow \eta' K^0$  are given in terms of  $\lambda_f$  in Eq. (8):

$$\lambda_{\phi K_S, \eta' K^0} = -e^{-i\phi_d} \frac{\sum_{i=3-6,7\gamma,8G} \left( C_i^{\text{SM}} \langle O_i \rangle + C_i^{\tilde{g}} \langle O_i \rangle + \tilde{C}_i^{\tilde{g}} \langle \tilde{O}_i \rangle \right)}{\sum_{i=3-6,7\gamma,8G} \left( C_i^{\text{SM}*} \langle O_i \rangle + C_i^{\tilde{g}*} \langle O_i \rangle + \tilde{C}_i^{\tilde{g}*} \langle \tilde{O}_i \rangle \right)}, \quad (12)$$

where  $\langle O_i \rangle$  is the abbreviation of  $\langle f | O_i | B^0 \rangle$ . It is noticed  $\langle \phi K_S | O_i | B^0 \rangle = \langle \phi K_S | \tilde{O}_i | B^0 \rangle$  and  $\langle \eta' K^0 | O_i | B^0 \rangle = -\langle \eta' K^0 | \tilde{O}_i | B^0 \rangle$ , because these final states have different parities [26, 27]. Since the dominant term comes from the gluon penguin  $C_{8G}^{\tilde{g}}$ , the decay amplitudes of  $f = \phi K_S$  and  $f = \eta' K^0$  are given as follows:

$$\begin{aligned} \bar{A}(\bar{B}^0 \rightarrow \phi K_S) &\propto C_{8G}(m_b) + \tilde{C}_{8G}(m_b), \\ \bar{A}(\bar{B}^0 \rightarrow \eta' K^0) &\propto C_{8G}(m_b) - \tilde{C}_{8G}(m_b). \end{aligned} \quad (13)$$

Since  $\tilde{C}_{8G}(m_b)$  is suppressed compared to  $C_{8G}(m_b)$  in the SM, the magnitudes of the time dependent CP asymmetries  $S_f$  ( $f = J/\psi\phi$ ,  $\phi K_S$ ,  $\eta' K^0$ ) are almost same in the SM prediction. However, the squark flavor mixing gives the unsuppressed  $\tilde{C}_{8G}(m_b)$ , then, the CP asymmetries in those decays are expected to be deviated among them. Therefore, those experimental data give us the tight constraint for  $C_{8G}(m_b)$  and  $\tilde{C}_{8G}(m_b)$ .

We have also  $\lambda_f$  for  $B_s \rightarrow \phi\phi$  and  $B_s \rightarrow \phi\eta'$  as follow:

$$\lambda_{\phi\phi, \phi\eta'} = e^{-i\phi_s} \frac{\sum_{i=3-6,7\gamma,8G} \left( C_i^{\text{SM}} \langle O_i \rangle + C_i^{\tilde{g}} \langle O_i \rangle + \tilde{C}_i^{\tilde{g}} \langle \tilde{O}_i \rangle \right)}{\sum_{i=3-6,7\gamma,8G} \left( C_i^{\text{SM}*} \langle O_i \rangle + C_i^{\tilde{g}*} \langle O_i \rangle + \tilde{C}_i^{\tilde{g}*} \langle \tilde{O}_i \rangle \right)}, \quad (14)$$

with  $\langle \phi\phi | O_i | B_s \rangle = -\langle \phi\phi | \tilde{O}_i | B_s \rangle$  and  $\langle \phi\eta' | O_i | B_s \rangle = \langle \phi\eta' | \tilde{O}_i | B_s \rangle$ . The decay amplitudes of  $f = \phi\phi$  and  $f = \phi\eta'$  are given as follows:

$$\begin{aligned} \bar{A}(\bar{B}_s \rightarrow \phi\phi) &\propto C_{8G}(m_b) - \tilde{C}_{8G}(m_b), \\ \bar{A}(\bar{B}_s \rightarrow \phi\eta') &\propto C_{8G}(m_b) + \tilde{C}_{8G}(m_b). \end{aligned} \quad (15)$$

While  $C_{8G}\langle O_{8G} \rangle$  and  $\tilde{C}_{8G}\langle \tilde{O}_{8G} \rangle$  dominate these amplitudes, we also take account of the small contributions from other Wilson coefficients  $C_i$  ( $i = 3, 4, 5, 6$ ) and  $\tilde{C}_i$  ( $i = 3, 4, 5, 6$ ) in our

calculations. We estimate each hadronic matrix element by using the factorization relations in Ref. [28]:

$$\begin{aligned}\langle O_3 \rangle &= \langle O_4 \rangle = \left(1 + \frac{1}{N_c}\right) \langle O_5 \rangle, & \langle O_6 \rangle &= \frac{1}{N_c} \langle O_5 \rangle, \\ \langle O_{8G} \rangle &= \frac{\alpha_s(m_b)}{8\pi} \left(-\frac{2m_b}{\sqrt{\langle q^2 \rangle}}\right) \left(\langle O_4 \rangle + \langle O_6 \rangle - \frac{1}{N_c}(\langle O_3 \rangle + \langle O_5 \rangle)\right),\end{aligned}\quad (16)$$

where  $\langle q^2 \rangle = 6.3 \text{ GeV}^2$  and  $N_c = 3$  is the number of colors. This approximation is justified as seen in the calculation of PQCD [29].

Let us discuss the contribution of the MI parameters to  $C_{8G}^{\tilde{g}}$  in the Eq. (4). Since the loop functions are of same order and  $m_{\tilde{q}} \simeq m_{\tilde{g}}$ , the ratio of the  $LL$  component and the  $LR$  one is  $(\delta_d^{LL})_{23} \times \mu \tan \beta / m_{\tilde{q}}$  to  $(\delta_d^{LR})_{23} \times m_{\tilde{q}} / m_b$ . If  $\mathcal{O}(\mu \tan \beta) \simeq \mathcal{O}(m_{\tilde{q}})$  and  $m_{\tilde{q}} \gtrsim 1 \text{ TeV}$ , the  $LR$  component may contribute significantly to  $C_{8G}^{\tilde{g}}$  due to the enhancement factor  $m_{\tilde{q}}/m_b = \mathcal{O}(10^2)$ . For example, in the case of  $(\delta_d^{LL})_{23} = 10^{-2}$  and  $(\delta_d^{LR})_{23} = 10^{-3}$ , the  $LR$  component dominates  $C_{8G}^{\tilde{g}}$ , while it is minor in  $M_{12}^d$  [7, 8]. Actually, the magnitude of  $(\delta_d^{LL})_{23}$  is at most  $10^{-2}$ , which was estimated in our previous works [7, 8]. In our following calculations, we take  $|(\delta_d^{LL})_{23}| \lesssim 10^{-2}$ .

We can also constrain the SUSY contribution from the  $b \rightarrow s\gamma$  decay. Here we discuss three observable values, those are the branching ratio  $\text{BR}(b \rightarrow s\gamma)$ , the direct CP asymmetry  $A_{\text{CP}}^{b \rightarrow s\gamma}$ , and the time dependent CP asymmetry of  $B^0 \rightarrow K^*\gamma$ ,  $S_{K^*\gamma}$ . The branching ratio  $\text{BR}(b \rightarrow q\gamma) (q = s, d)$  is a typical process to investigate the new physics. It is given as [30]

$$\frac{\text{BR}(b \rightarrow q\gamma)}{\text{BR}(b \rightarrow ce\bar{\nu}_e)} = \frac{|V_{tq}^* V_{tb}|^2}{|V_{cb}|^2} \frac{6\alpha}{\pi f(z)} (|C_{7\gamma}(m_b)|^2 + |\tilde{C}_{7\gamma}(m_b)|^2), \quad (17)$$

where

$$f(z) = 1 - 8z + 8z^3 - z^4 - 12z^2 \ln z, \quad z = \frac{m_{c,pole}^2}{m_{b,pole}^2}. \quad (18)$$

Here  $C_{7\gamma}(m_b)$  and  $\tilde{C}_{7\gamma}(m_b)$  include both contributions from the SM and the gluino-squark mediated flavor changing process at the  $m_b$  scale. As seen in Eq. (4), MI parameters  $(\delta_d^{LR})_{k3}$  dominate both  $C_{7\gamma}^{\tilde{g}}$  and  $C_{8G}^{\tilde{g}}$ . Therefore, we should discuss the contribution from  $(\delta_d^{LR})_{k3}$  in our numerical calculations.

We can also estimate the direct CP violation  $A_{\text{CP}}^{b \rightarrow q\gamma}$  in the  $b \rightarrow q\gamma$  decay ( $q = s, d$ ), which is given as [31]

$$\begin{aligned}A_{\text{CP}}^{b \rightarrow q\gamma} &= \frac{\Gamma(\bar{B} \rightarrow X_q \gamma) - \Gamma(B \rightarrow X_{\bar{q}} \gamma)}{\Gamma(\bar{B} \rightarrow X_q \gamma) + \Gamma(B \rightarrow X_{\bar{q}} \gamma)} \Big|_{E_\gamma > (1-\delta) E_\gamma^{\text{max}}} \\ &= \frac{\alpha_s(m_b)}{|C_{7\gamma}|^2 + |\tilde{C}_{7\gamma}|^2} \left[ \frac{40}{81} \text{Im}[C_2 C_{7\gamma}^*] - \frac{8z}{9} [v(z) + b(z, \delta)] \text{Im} \left[ \left(1 + \frac{V_{uq}^* V_{ub}}{V_{tq}^* V_{tb}}\right) C_2 C_{7\gamma}^* \right] \right. \\ &\quad \left. - \frac{4}{9} \text{Im}[C_{8G} C_{7\gamma}^* + \tilde{C}_{8G} \tilde{C}_{7\gamma}^*] + \frac{8z}{27} b(z, \delta) \text{Im} \left[ \left(1 + \frac{V_{uq}^* V_{ub}}{V_{tq}^* V_{tb}}\right) C_2 C_{8G}^* \right] \right],\end{aligned}\quad (19)$$



where  $v(z)$  and  $b(z, \delta)$  are explicitly given in Ref.[31], and  $C_i, \tilde{C}_i$  ( $i = 7\gamma, 8G$ ) include both the SM and SUSY contributions at the  $m_b$  scale.

The time dependent CP asymmetry  $S_{K^*\gamma}$  in the  $B^0 \rightarrow K^*\gamma$  decay is also important measure of the CP violation:

$$S_{K^*\gamma} = \frac{2\text{Im}(-e^{-i\phi_d}\tilde{C}_{7\gamma}(m_b)/C_{7\gamma}(m_b))}{|\tilde{C}_{7\gamma}(m_b)/C_{7\gamma}(m_b)|^2 + 1}. \quad (20)$$

This CP violation comes from the interference between  $C_{7\gamma}(m_b)$  and  $\tilde{C}_{7\gamma}(m_b)$  [23, 32]. In the SM,  $\tilde{C}_{7\gamma}^{\text{SM}}(m_b)/C_{7\gamma}^{\text{SM}}(m_b) \propto m_s/m_b$  for this process. Therefore,  $S_{K^*\gamma}$  is suppressed [32]. However,  $S_{K^*\gamma}$  could be enhanced owing to the squark flavor mixing.

Our setup in our calculations are shown as follows. We take  $\mu \tan \beta$  to be 1 TeV, and set  $|(\delta_d^{LL})_{23}| \simeq |(\delta_d^{RR})_{23}| \lesssim 10^{-2}$  following from our previous works [7, 8]. Then, the contribution of these MI parameters to  $C_{7\gamma}^{\tilde{g}}$  and  $C_{8G}^{\tilde{g}}$  are minor. On the other hand,  $(\delta_d^{LR})_{23}$  and  $(\delta_d^{RL})_{23}$  are severely constrained by magnitudes of  $C_{7\gamma}$  and  $C_{8G}$ . In addition, we suppose  $|(\delta_d^{LR})_{23}| = |(\delta_d^{RL})_{23}|$ . Then, we can parametrize the MI parameters as follows:

$$(\delta_d^{LR})_{23} = |(\delta_d^{LR})_{23}|e^{2i\theta_{23}^{LR}}, \quad (\delta_d^{RL})_{23} = |(\delta_d^{LR})_{23}|e^{2i\theta_{23}^{RL}}. \quad (21)$$

Now we show numerical analysis in our setup. In our following numerical calculations, we fix the squark mass and the gluino mass as

$$m_{\tilde{q}} = 1.5 \text{ TeV}, \quad m_{\tilde{g}} = 1.5 \text{ TeV}, \quad (22)$$

which are consistent with recent lower bound of these masses at LHC [2].

In our analysis, the present experimental data of  $\text{BR}(b \rightarrow s\gamma)$ ,  $S_{J/\psi K_S}$ ,  $S_{\phi K_S}$ , and  $S_{\eta' K^0}$  give tight constraints for MI parameters. Here we put the experimental data [33]

$$\text{BR}(b \rightarrow s\gamma)(\text{exp}) = (3.53 \pm 0.24) \times 10^{-4}, \quad (23)$$

on the other hand, the SM has predicted [34]

$$\text{BR}(b \rightarrow s\gamma)(\text{SM}) = (3.15 \pm 0.23) \times 10^{-4}. \quad (24)$$

Therefore, there is a room for the contribution of the gluino-squark mediated flavor changing process.<sup>1</sup> For  $S_{J/\psi K_S}$ ,  $S_{\phi K_S}$ , and  $S_{\eta' K^0}$ , we put the data in Eq.(11). In the SM, these magnitudes of  $S_f$  agree with among them.

At first, in Fig. 1 (a), we show the allowed region in the plane of the absolute value  $|(\delta_d^{LR})_{23}|$  and the phase  $\theta_{23}^{LR}$ , where the only experimental constraint of  $\text{BR}(b \rightarrow s\gamma)$  is put. The magnitude of the MI parameter  $(\delta_d^{LR})_{23}$  is allowed as  $|(\delta_d^{LR})_{23}| \lesssim 9 \times 10^{-2}$ . We note that the SUSY contribution to  $\text{BR}(b \rightarrow s\gamma)$  becomes superior compared with the SM in the region of  $|(\delta_d^{LR})_{23}| \gtrsim 4 \times 10^{-2}$ . It is also noted that the  $(\delta_d^{LR})_{23}$  is almost real around the upper bound  $9 \times 10^{-2}$ , that is at  $2\theta_{23}^{LR} = 0$  or  $2\pi$ . The experimental constraints of  $S_{J/\psi K_S}$ ,  $S_{\phi K_S}$ , and  $S_{\eta' K^0}$  give the severe cut as seen in Fig. 1 (b), where these experimental data are put in addition to  $\text{BR}(b \rightarrow s\gamma)$ . In this figure, any value of the phase is allowed

---

<sup>1</sup>In our analysis, we do not take account of the contribution of the charged Higgs and chargino in  $b \rightarrow s\gamma$ .



in  $|(\delta_d^{LR})_{23}| \lesssim 5 \times 10^{-3}$ . On the other hand, the larger region of  $|(\delta_d^{LR})_{23}|$  is allowed until  $2 \times 10^{-2}$  around the specific  $\theta_{23}^{LR}$ ,  $\pi/4$  and  $3\pi/4$ .<sup>2</sup> The obtained bound  $|(\delta_d^{LR})_{23}| \lesssim 2 \times 10^{-2}$  depends on the gluino and the squark masses. If they increase, the upper bound is rescaled approximately as  $|(\delta_d^{LR})_{23}| \times m_{\tilde{q}}/(1.5 \text{ TeV})$ .

By using this allowed region of  $(\delta_d^{LR})_{23}$ , we predict  $A_{\text{CP}}^{b \rightarrow s\gamma}$ ,  $S_{K^*\gamma}$ ,  $S_{\phi\phi}$ , and  $S_{\phi\eta'}$ . In Fig. 2, we show the predicted direct CP asymmetry  $A_{\text{CP}}^{b \rightarrow s\gamma}$  versus  $|(\delta_d^{LR})_{23}|$ . Here the value at  $|(\delta_d^{LR})_{23}| = 0$  is the SM one,  $A_{\text{CP}}^{b \rightarrow s\gamma}(\text{SM}) \simeq 4 \times 10^{-3}$  [31]. We predict  $-3 \times 10^{-2} \lesssim A_{\text{CP}}^{b \rightarrow s\gamma} \lesssim 3 \times 10^{-2}$  owing to the squark flavor mixing. Recent experimental data is still consistent with our prediction due to the large error as seen in  $A_{\text{CP}}^{b \rightarrow s\gamma}(\text{exp}) = -0.008 \pm 0.029$  [33]. The precise data will give us an additional constraint of the MI parameters in the future.

In Fig. 3, we show the predicted CP asymmetry,  $S_{K^*\gamma}$ . The predicted value in the SM is  $S_{K^*\gamma}(\text{SM}) \simeq (2m_s/m_b) \sin \phi_d \simeq 4 \times 10^{-2}$  [32], while the experimental result is  $S_{K^*\gamma}(\text{exp}) = -0.15 \pm 0.22$  [33]. Our prediction is  $-0.4 \lesssim S_{K^*\gamma} \lesssim 0.2$ , which is still consistent with the experimental data. We also expect the precise data in the near future to test our prediction.

Although the experimental data of the time dependent CP asymmetries  $S_{\phi K_S}$  and  $S_{\eta' K^0}$  are taken as the input in our analysis, these calculated values do not always cover all experimental allowed regions due to the constraint from  $\text{BR}(b \rightarrow s\gamma)$ . Those allowed regions are shown in Fig. 4. The SM prediction is  $S_{J/\psi K_S}(\text{SM}) = S_{\phi K_S}(\text{SM}) = S_{\eta' K^0}(\text{SM})$ , while the present data of these time dependent CP asymmetries are given in Eq. (11). The region of the right-down corner in the figure is excluded. It is testable in the future experiments.

In Fig. 5, we predict the time dependent CP asymmetries  $S_{\phi\phi}$  and  $S_{\phi\eta'}$ . These CP asymmetries must be equal to  $S_{J/\psi\phi}$  in the SM. We use the experimental result of  $S_{J/\psi\phi}$  for the phase  $\phi_s$ , which is given in Eq. (10), in our calculations. We denote the small green line as the SM value  $S_{J/\psi\phi}(\text{SM}) = -0.0363_{-0.0015}^{+0.0016}$  [35] in the figure. In conclusion, we predict  $-0.2 \lesssim S_{\phi\phi} \lesssim 0.4$  and  $-0.5 \lesssim S_{\phi\eta'} \lesssim 0.4$ , respectively. Since the phase  $\phi_s$  has still large experimental error bar, our prediction will be improved if the precise experimental data of  $S_{J/\psi\phi}$  will be given in the near future at LHCb. Since the time dependent CP asymmetry  $S_{\phi\phi}$  will be measured at LHCb, our prediction will be tested soon.

---

<sup>2</sup>There still remains a very small allowed region around  $|(\delta_d^{LR})_{23}| = 9 \times 10^{-2}$ , where  $(\delta_d^{LR})_{23}$  is almost real, since this region cannot be excluded by the time dependent CP asymmetries. In our work, we omit this region hereafter. This region is uninteresting because the SUSY contribution is much larger than the SM one in  $b \rightarrow s\gamma$ .

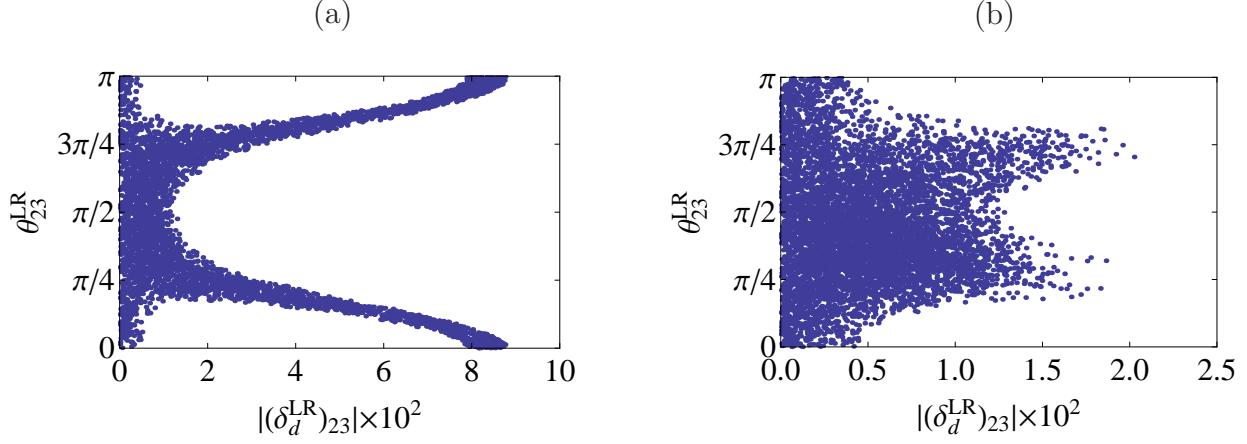


Figure 1: The predicted region of  $(\delta_d^{LR})_{23}$ . In both figures (a) and (b), the horizontal and vertical axes denote the absolute value and the phase of  $(\delta_d^{LR})_{23}$ , respectively. In the figure (a), the only experimental constraint of  $\text{BR}(b \rightarrow s\gamma)$  is taken account. In the figure (b), the experimental constraints of  $\text{BR}(b \rightarrow s\gamma)$ ,  $S_{\phi K_S}$ , and  $S_{\eta' K^0}$  are taken account.

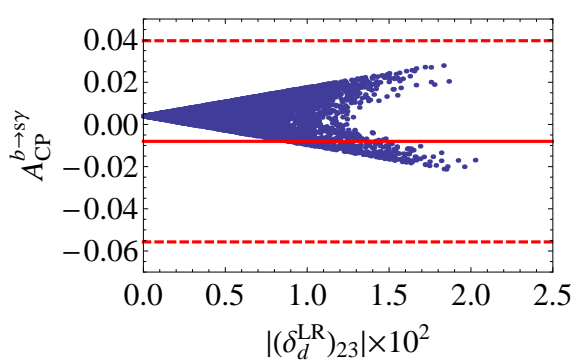


Figure 2: The predicted direct CP asymmetry  $A_{CP}^{b \rightarrow s\gamma}$  of  $b \rightarrow s\gamma$  versus  $|(\delta_d^{LR})_{23}|$ . The red solid and two red dotted lines denote the best fit value, upper and lower bounds of the experimental data with 90% C.L., respectively.

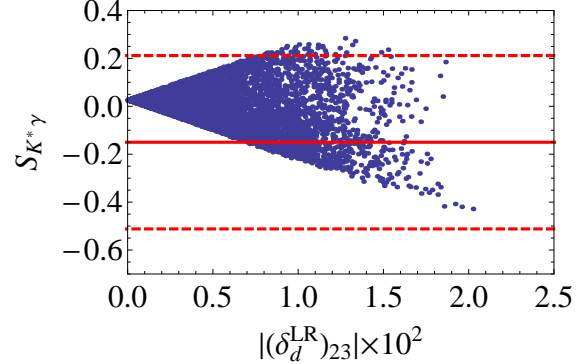


Figure 3: The predicted CP asymmetry,  $S_{K^*\gamma}$  of  $B^0 \rightarrow K^*\gamma$  versus  $|(\delta_d^{LR})_{23}|$ , where the red solid and two red dotted lines denote the best fit value, upper and lower bounds of the experimental data with 90% C.L., respectively.

## 4 The $b \rightarrow d$ transition

In this section, we discuss the  $b \rightarrow d$  transition as the same way in the  $b \rightarrow s$  one. The SUSY contribution is given in terms of the MI parameters  $(\delta_d^{LL})_{13}$ ,  $(\delta_d^{RR})_{13}$ ,  $(\delta_d^{LR})_{13}$ , and  $(\delta_d^{RL})_{13}$ . The typical  $b \rightarrow d$  transition is the  $b \rightarrow d\gamma$  decay. The experimental data of its branching ratio gives the constraint for these MI parameters. By using these MI parameters, we calculate SUSY contributions to the direct CP violation of the  $b \rightarrow d\gamma$  decay and the time dependent CP asymmetry in the  $B^0 \rightarrow \rho\gamma$  decay. We also predict the time dependent CP asymmetry of the  $B^0 \rightarrow K^0 \bar{K}^0$  decay.

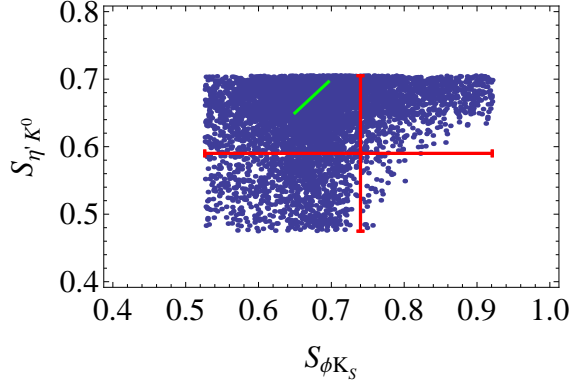


Figure 4: The allowed region of the time dependent CP asymmetries on the  $S_{\phi K_S}$ – $S_{\eta' K^0}$  plane. The SM prediction  $S_{J/\psi K_S} = S_{\phi K_S} = S_{\eta' K^0}$  is plotted by the green slant line. The experimental data with error bar is plotted by the red solid lines at 90% C.L..

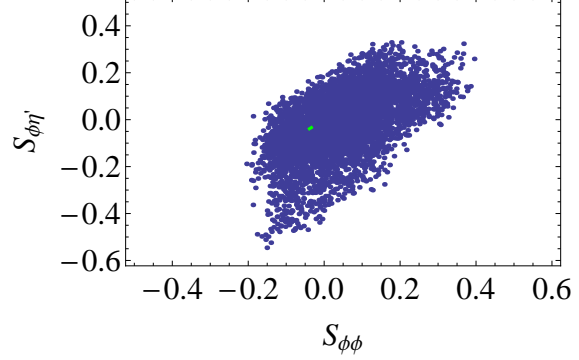


Figure 5: The predicted time dependent CP asymmetries on the  $S_{\phi\phi}$ – $S_{\phi\eta'}$  plane. The small green line denotes the SM prediction from the experimental data of  $S_{J/\psi\phi}$ .

In order to constrain the MI parameters, we input the experimental data of the branching ratio of  $b \rightarrow d\gamma$  [20, 21],

$$\text{BR}(b \rightarrow d\gamma)(\text{exp}) = (1.41 \pm 0.57) \times 10^{-5}, \quad (25)$$

on the other hand, the SM has predicted [21]

$$\text{BR}(b \rightarrow d\gamma)(\text{SM}) = (1.54^{+0.26}_{-0.31}) \times 10^{-5}. \quad (26)$$

Next we present the formulations of the time dependent CP asymmetries and direct CP violation including SUSY contributions. The branching ratio and direct CP violation in the  $b \rightarrow d\gamma$  decay are given in Eqs. (17) and (19), respectively. The time dependent CP asymmetry  $S_{\rho\gamma}$  in the  $B^0 \rightarrow \rho\gamma$  decay is an important observable to search for the new physics and given as

$$S_{\rho\gamma} = \frac{2\text{Im}(-e^{-i\phi_d}\tilde{C}_{7\gamma}(m_b)/C_{7\gamma}(m_b))}{|\tilde{C}_{7\gamma}(m_b)/C_{7\gamma}(m_b)|^2 + 1}. \quad (27)$$

Since  $\tilde{C}_{7\gamma}^{\text{SM}}(m_b)/C_{7\gamma}^{\text{SM}}(m_b) \propto m_d/m_b$  in the SM,  $S_{\rho\gamma}$  may be expected to be quite suppressed [32]. However,  $S_{\rho\gamma}$  could be also enhanced owing to the gluino-squark mediated flavor changing process.

The time dependent CP asymmetries  $S_{K^0\bar{K}^0}$  and  $C_{K^0\bar{K}^0}$  in the  $B^0 \rightarrow K^0\bar{K}^0$  decay are also interesting ones to search for the new physics since there is no tree process of the SM in the  $B^0 \rightarrow K^0\bar{K}^0$  decay [36, 37]. These CP asymmetries are given in Eq. (7) as

$$S_{K^0\bar{K}^0} = \frac{2\text{Im}\lambda_{K^0\bar{K}^0}}{1 + |\lambda_{K^0\bar{K}^0}|^2}, \quad C_{K^0\bar{K}^0} = \frac{1 - |\lambda_{K^0\bar{K}^0}|^2}{1 + |\lambda_{K^0\bar{K}^0}|^2}, \quad (28)$$

where

$$\lambda_{K^0 \bar{K}^0} = \frac{q}{p} \bar{\rho}, \quad \frac{q}{p} \simeq \sqrt{\frac{M_{12}^{d*}}{M_{12}^d}}, \quad \bar{\rho} \equiv \frac{\bar{A}(\bar{B}^0 \rightarrow K^0 \bar{K}^0)}{A(B^0 \rightarrow K^0 \bar{K}^0)}, \quad (29)$$

and  $\bar{A}(\bar{B}^0 \rightarrow K^0 \bar{K}^0)$  is given in Ref. [36]<sup>3</sup> as

$$\bar{A}(\bar{B}^0 \rightarrow K^0 \bar{K}^0) \simeq \frac{4G_F}{\sqrt{2}} \sum_{q=u,c} V_{qb} V_{qd}^* [a_4^q(m_b) + r_\chi a_6^q(m_b)] X. \quad (30)$$

Here  $X$  is the factorized matrix element (See Ref. [36].) as

$$X = -if_K F_0(m_K^2)(m_B^2 - m_K^2), \quad (31)$$

where  $f_K$  and  $F_0(m_K^2)$  denote the decay coupling constant of the  $K$  meson and the form factor, respectively, and  $r_\chi = 2m_K^2/((m_b - m_s)(m_s + m_d))$  denotes the chiral enhancement factor. The coefficients  $a_i^q$ 's are given as [36, 38]

$$\begin{aligned} a_4^q(m_b) &= (C_4 - \tilde{C}_4) + \frac{(C_3 - \tilde{C}_3)}{N_c} + \frac{\alpha_s(m_b)}{4\pi} \frac{C_F}{N_c} \left[ (C_3 - \tilde{C}_3) [F_K + G_K(s_d) + G_K(s_b)] \right. \\ &\quad \left. + C_2 G_K(s_q) + [(C_4 - \tilde{C}_4) + (C_6 - \tilde{C}_6)] \sum_{f=u}^b G_K(s_f) + (C_{8G} - \tilde{C}_{8G}) G_{K,g} \right], \\ a_6^q(m_b) &= (C_6 - \tilde{C}_6) + \frac{(C_5 - \tilde{C}_5)}{N_c} + \frac{\alpha_s(m_b)}{4\pi} \frac{C_F}{N_c} \left[ (C_3 - \tilde{C}_3) [G'_K(s_d) + G'_K(s_b)] \right. \\ &\quad \left. + C_2 G'_K(s_q) + [(C_4 - \tilde{C}_4) + (C_6 - \tilde{C}_6)] \sum_{f=u}^b G'_K(s_f) + (C_{8G} - \tilde{C}_{8G}) G'_{K,g} \right], \quad (32) \end{aligned}$$

where  $q$  takes  $u$  and  $c$  quarks,  $C_F = (N_c^2 - 1)/(2N_c)$ , and the loop functions  $F_K$ ,  $G_K$ ,  $G_{K,g}$ ,  $G'_K$ , and  $G'_{K,g}$  are given in Refs. [36, 38]. The internal quark mass in the penguin diagrams enters as  $s_f = m_f^2/m_b^2$ .<sup>4</sup> The minus sign in front of  $\tilde{C}_i$  ( $i = 3 - 6, 8G$ ) comes from the parity of the final state as discussed in the previous section.

By using above formulations, we estimate the SUSY contributions in the  $b \rightarrow d$  transition. In our calculations, we take  $\mu \tan \beta$  to be 1 TeV and we set the MI parameters,  $|(\delta_d^{LL})_{13}| = |(\delta_d^{LL})_{13}| \lesssim 10^{-2}$  from our previous works [7, 8]. We also assume that the magnitudes of the MI parameters  $(\delta_d^{LR})_{13}$  and  $(\delta_d^{RL})_{13}$  are same but each phase is different. Thus, we parameterize the MI parameters as follows:

$$(\delta_d^{LR})_{13} = |(\delta_d^{LR})_{13}| e^{2i\theta_{13}^{LR}}, \quad (\delta_d^{RL})_{13} = |(\delta_d^{LR})_{13}| e^{2i\theta_{13}^{RL}}. \quad (33)$$

<sup>3</sup>The  $\bar{A}(\bar{B}^0 \rightarrow K^0 \bar{K}^0)$  amplitude is explicitly presented in Refs. [36, 38]. In our calculation, we neglect  $C_i$  ( $i = 8 - 10$ ) since these Wilson coefficients are too small to contribute to the amplitude of  $\bar{B}^0 \rightarrow K^0 \bar{K}^0$  in our model.

<sup>4</sup>The  $C_i^{\tilde{g}}$  ( $i = 3 - 6, 8G$ ) in Eq. (32) should be taken as the replacement  $C_i^{\tilde{g}} \rightarrow [(V_{tb} V_{td}^*)/(V_{qb} V_{qd}^*)] C_i^{\tilde{g}}$  in Eq. (4).

Let us discuss the numerical analysis. In our calculations, we use the squark mass and the gluino mass as given in Eq. (22). The present experimental data of  $\text{BR}(b \rightarrow d\gamma)$  in Eq. (25) gives a constraint for the MI parameters as seen in Fig. 6. The SM contribution is larger than the SUSY one until  $|(\delta_d^{LR})_{13}| \simeq 7 \times 10^{-3}$ , while the SUSY contribution dominates the  $b \rightarrow d\gamma$  decay in the region of  $|(\delta_d^{LR})_{13}| \gtrsim 7 \times 10^{-3}$ . It is remarked that there is a lower bound of the branching ratio around  $5 \times 10^{-6}$ .

In Fig. 7, we show the allowed region of  $(\delta_d^{LR})_{13}$  within 90% C.L. of  $\text{BR}(b \rightarrow d\gamma)$ . It is found that any value of the phase is allowed in  $|(\delta_d^{LR})_{13}| \lesssim 5 \times 10^{-3}$ . The upper bound of the MI parameter is at  $|(\delta_d^{LR})_{13}| \simeq 2 \times 10^{-2}$  around the specific  $\theta_{13}^{LR}, \pi/2$ .

By using this allowed region of  $(\delta_d^{LR})_{13}$ , we can predict the direct CP asymmetry  $A_{\text{CP}}^{b \rightarrow d\gamma}$  and time dependent CP asymmetries  $S_{\rho\gamma}, S_{K^0\bar{K}^0}$ , and  $C_{K^0\bar{K}^0}$ . In Fig. 8, we show the predicted direct CP asymmetry  $A_{\text{CP}}^{b \rightarrow d\gamma}$  versus  $|(\delta_d^{LR})_{13}|$ . Here the value at  $|(\delta_d^{LR})_{13}| = 0$  is the SM one,  $A_{\text{CP}}^{b \rightarrow d\gamma}(\text{SM}) \simeq -0.09$ . Our prediction is  $-0.16 \lesssim A_{\text{CP}}^{b \rightarrow d\gamma} \lesssim 0.06$ . If  $A_{\text{CP}}^{b \rightarrow d\gamma}$  is measured in the future, we obtain an additional constraint of the MI parameters.

In Fig. 9, we show the prediction of  $S_{\rho\gamma}$  depending on  $|(\delta_d^{LR})_{13}|$ . The SM prediction is  $S_{\rho\gamma}(\text{SM}) \simeq (2m_d/m_b) \sin \phi_d \simeq 2.0 \times 10^{-3}$  [32], while the experimental data is  $S_{\rho\gamma}(\text{exp}) = -0.8 \pm 0.7$  [33]. In our prediction, the  $S_{\rho\gamma}$  reaches  $\pm 1$  at  $|(\delta_d^{LR})_{13}| \gtrsim 7 \times 10^{-3}$ . Therefore, the  $S_{\rho\gamma}$  is expected to be much larger than the SM prediction in the case of  $|(\delta_d^{LR})_{13}| = \mathcal{O}(10^{-3})$ . We expect the precise data to test our prediction in the future.

In Figs. 10 and 11, we show the predictions of the time dependent CP asymmetries  $S_{K^0\bar{K}^0}$  and  $C_{K^0\bar{K}^0}$  depending on  $|(\delta_d^{LR})_{13}|$ , respectively. In the SM, one predicts  $0.02 \leq S_{K^0\bar{K}^0}(\text{SM}) \leq 0.13$  and  $-0.17 \leq C_{K^0\bar{K}^0}(\text{SM}) \leq -0.15$  [36], while the experimental data are given as  $S_{K^0\bar{K}^0}(\text{exp}) = -0.8 \pm 0.5$  and  $C_{K^0\bar{K}^0}(\text{exp}) = 0.0 \pm 0.4$  [33], respectively. The present experimental bounds do not give any additional constraints to Fig. 7. However, more precise experimental data provide intensive constraints for MI parameters.

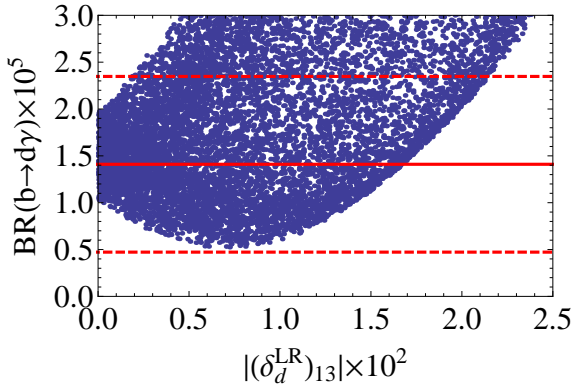


Figure 6: The predicted region on the  $|(\delta_d^{LR})_{13}|$ – $\text{BR}(b \rightarrow d\gamma)$  plane. The red solid and two red dotted lines denote the best fit value, upper and lower bounds of the experimental data with 90% C.L., respectively.

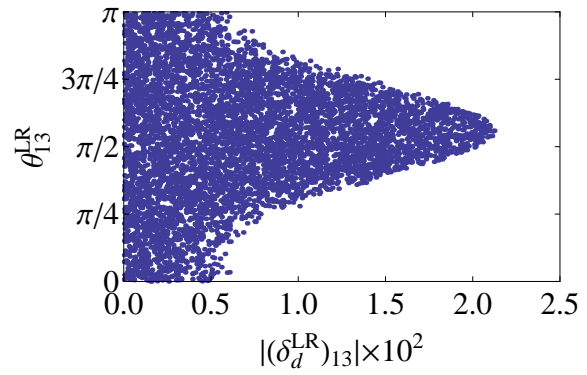


Figure 7: The predicted region on the  $(\delta_d^{LR})_{13}$ – $\theta_{13}^{LR}$  plane. The experimental constraint of  $\text{BR}(b \rightarrow d\gamma)$  is taken account.

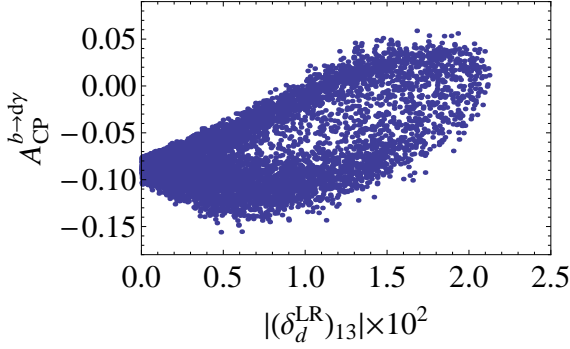


Figure 8: The predicted direct CP asymmetry  $A_{\text{CP}}^{b \rightarrow d\gamma}$  versus  $|(\delta_d^{LR})_{13}|$ .

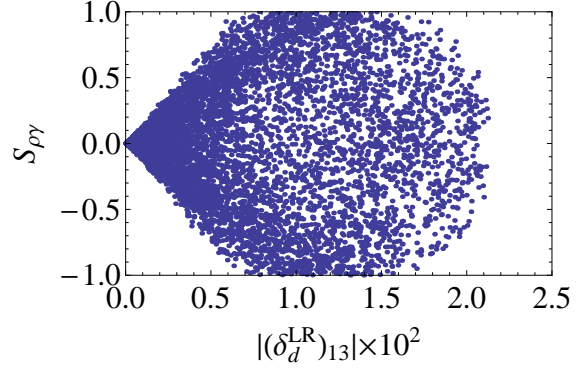


Figure 9: The predicted time dependent CP asymmetry  $S_{\rho\gamma}$  versus  $|(\delta_d^{LR})_{13}|$ .

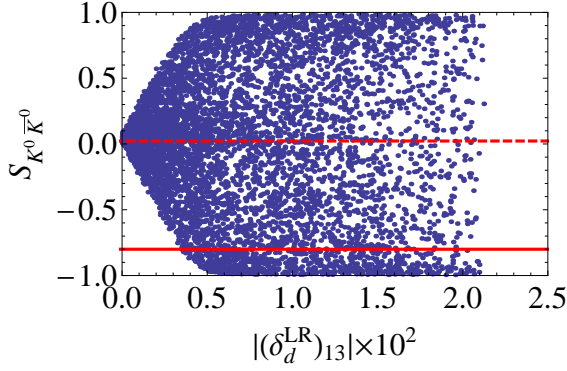


Figure 10: The predicted time dependent CP asymmetry  $S_{K^0 \bar{K}^0}$  versus  $|(\delta_d^{LR})_{13}|$ . The red solid and red dotted lines denote the best fit value and the experimental data with 90% C.L., respectively.

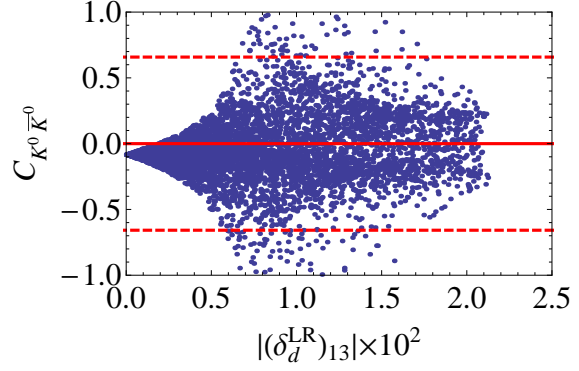


Figure 11: The predicted time dependent CP asymmetry  $C_{K^0 \bar{K}^0}$  versus  $|(\delta_d^{LR})_{13}|$ . The red solid and two red dotted lines denote the best fit value, upper and lower bounds of the experimental data with 90% C.L., respectively.

## 5 Summary

We have discussed the contribution of the gluino-squark mediated flavor changing process to the CP violation in  $b \rightarrow s$  and  $b \rightarrow d$  transitions taking account of recent experimental data. We have presented the allowed region of the MI parameters  $(\delta_d^{LR})_{23}$  and  $(\delta_d^{LR})_{13}$ , which are constrained by the branching ratios of  $b \rightarrow s\gamma$  and  $b \rightarrow d\gamma$  decays. In addition, the time dependent CP asymmetries of  $B^0 \rightarrow J/\psi K_S$ ,  $B^0 \rightarrow \phi K_S$ , and  $B^0 \rightarrow \eta' K^0$  decays severely restrict the allowed region of the MI parameter,  $(\delta_d^{LR})_{23}$ . These MI parameters  $(\delta_d^{LR})_{23}$  and  $(\delta_d^{LR})_{13}$  are still allowed up to  $2 \times 10^{-2}$  for the squark and gluino masses of 1.5 TeV. If  $m_{\tilde{q}} \simeq m_{\tilde{g}}$  increase, the bound of  $(\delta_d^{LR})_{k3}$  ( $k = 2, 1$ ) is approximately rescaled as  $(\delta_d^{LR})_{k3} \times m_{\tilde{q}}/(1.5 \text{ TeV})$ .

By using these constraints, we predict the CP asymmetries of  $B_s \rightarrow \phi\phi$ ,  $B_s \rightarrow \eta'\phi$ , and  $B^0 \rightarrow K^0 \bar{K}^0$  decays, as well as the CP asymmetries in  $b \rightarrow s\gamma$  and  $b \rightarrow d\gamma$  decays. We have summarized our results in Table 1. It is remarked that the CP violation of the  $B_s \rightarrow \phi\phi$



	Exp.	SM	our prediction
$\text{BR}(b \rightarrow s\gamma)$	$(3.53 \pm 0.24) \times 10^{-4}$ [33]	$(3.15 \pm 0.23) \times 10^{-4}$ [34]	constraint
$\text{BR}(b \rightarrow d\gamma)$	$(1.41 \pm 0.57) \times 10^{-5}$ [20, 21]	$(1.54^{+0.26}_{-0.31}) \times 10^{-5}$ [21]	constraint
$A_{\text{CP}}^{b \rightarrow s\gamma}$	$-0.008 \pm 0.029$ [33]	$4 \times 10^{-3}$ [31]	$-0.03 \sim 0.03$
$A_{\text{CP}}^{b \rightarrow d\gamma}$	—	$-0.09$	$-0.16 \sim 0.06$
$S_{J/\psi K_S}$	$0.679 \pm 0.020$ [19]	input	constraint
$S_{\phi K_S}$	$0.74^{+0.11}_{-0.13}$ [19]	$= S_{J/\psi K_S}$	constraint
$S_{\eta' K^0}$	$0.59 \pm 0.07$ [19]	$= S_{J/\psi K_S}$	constraint
$\phi_s(S_{J/\psi\phi} = \sin \phi_s)$	$-0.004 \pm 0.166 \pm 0.054$ [25]	$-0.0363^{+0.0016}_{-0.0015}$ [35]	constraint
$S_{\phi\phi}$	—	$= S_{J/\psi\phi}$	$-0.2 \sim 0.4$
$S_{\phi\eta'}$	—	$= S_{J/\psi\phi}$	$-0.5 \sim 0.4$
$S_{K^*\gamma}$	$-0.15 \pm 0.22$ [33]	$0.04$ [32]	$-0.4 \sim 0.2$
$S_{\rho\gamma}$	$-0.8 \pm 0.7$ [33]	$0.002$ [32]	$-1 \sim 1$
$S_{K^0 \bar{K}^0}$	$-0.8 \pm 0.5$ [33]	$0.02 \sim 0.13$ [36]	$-1 \sim 1$
$C_{K^0 \bar{K}^0}$	$-0.0 \pm 0.4$ [33]	$-0.17 \sim -0.15$ [36]	$-1 \sim 1$

Table 1: Summary of the SM predictions, experimental values, and our predictions.

decay is expected to be large owing to the squark flavor mixing. This prediction will be tested soon at LHCb.

## Acknowledgment

We thank S. Mishima for useful discussions. We also thank A. Hayakawa and J. Kumagai for their help. M.T. is supported by JSPS Grand-in-Aid for Scientific Research, 21340055 and 24654062.

## References

- [1] G. Aad *et al.* [ATLAS Collaboration], Phys. Lett. B **716** (2012) 1 [arXiv:1207.7214 [hep-ex]]; S. Chatrchyan *et al.* [CMS Collaboration], Phys. Lett. B **716** (2012) 30 [arXiv:1207.7235 [hep-ex]].
- [2] G. Aad *et al.* [ATLAS Collaboration], arXiv:1208.0949 [hep-ex]; S. Chatrchyan *et al.* [CMS Collaboration], Phys. Lett. B **713** (2012) 408 [arXiv:1205.0272 [hep-ex]].
- [3] A. Bharucha *et al.* [LHCb Collaboration], arXiv:1208.3355 [hep-ex].
- [4] R. Aaij *et al.* [LHCb Collaboration], arXiv:1211.2674 [hep-ex].
- [5] D. Lambert [LHCb Collaboration], arXiv:1206.3188 [hep-ex].
- [6] M. Kobayashi and T. Maskawa, Prog. Theor. Phys. **49** (1973) 652.
- [7] A. Hayakawa, Y. Shimizu, M. Tanimoto and K. Yamamoto, Phys. Lett. B **710** (2012) 446 [arXiv:1202.0486 [hep-ph]].



- [8] Y. Shimizu, M. Tanimoto and K. Yamamoto, Prog. Theor. Phys. **128** (2012) 273 [arXiv:1205.1705 [hep-ph]].
- [9] S. F. King, JHEP **1009** (2010) 114 [arXiv:1006.5895 [hep-ph]].
- [10] M. Endo, S. Shirai and T. T. Yanagida, Prog. Theor. Phys. **125** (2011) 921 [arXiv:1009.3366 [hep-ph]].
- [11] M. Endo and N. Yokozaki, JHEP **1103** (2011) 130 [arXiv:1012.5501 [hep-ph]].
- [12] J. Kubo and A. Lenz, Phys. Rev. D **82** (2010) 075001 [arXiv:1007.0680 [hep-ph]].
- [13] Y. Kaburaki, K. Konya, J. Kubo and A. Lenz, Phys. Rev. D **84** (2011) 016007 [arXiv:1012.2435 [hep-ph]].
- [14] J. K. Parry, Phys. Lett. B **694** (2011) 363 [arXiv:1006.5331 [hep-ph]].
- [15] P. Ko and J. -h. Park, Phys. Rev. D **80** (2009) 035019 [arXiv:0809.0705 [hep-ph]].
- [16] P. Ko and J. -h. Park, Phys. Rev. D **82** (2010) 117701 [arXiv:1006.5821 [hep-ph]].
- [17] R. -M. Wang, Y. -G. Xu, Q. Chang and Y. -D. Yang, Phys. Rev. D **83** (2011) 095010 [arXiv:1102.2031 [hep-ph]].
- [18] H. Ishimori, Y. Kajiyama, Y. Shimizu and M. Tanimoto, Prog. Theor. Phys. **126** (2012) 703 [arXiv:1103.5705 [hep-ph]].
- [19] Y. Amhis *et al.* [Heavy Flavor Averaging Group Collaboration], arXiv:1207.1158 [hep-ex].
- [20] P. del Amo Sanchez *et al.* [BABAR Collaboration], Phys. Rev. D **82** (2010) 051101 [arXiv:1005.4087 [hep-ex]].
- [21] A. Crivellin and L. Mercolli, Phys. Rev. D **84** (2011) 114005 [arXiv:1106.5499 [hep-ph]].
- [22] G. Buchalla, A. J. Buras and M. E. Lautenbacher, Rev. Mod. Phys. **68** (1996) 1125 [hep-ph/9512380].
- [23] M. Endo and S. Mishima, hep-ph/0408138.
- [24] T. Aushev, W. Bartel, A. Bondar, J. Brodzicka, T. E. Browder, P. Chang, Y. Chao and K. F. Chen *et al.*, arXiv:1002.5012 [hep-ex].
- [25] S. Stone [LHCb collaboration], talk slide at ICHEP 2012.
- [26] M. Endo, S. Mishima and M. Yamaguchi, Phys. Lett. B **609** (2005) 95 [hep-ph/0409245].
- [27] S. Khalil and E. Kou, Phys. Rev. Lett. **91** (2003) 241602 [hep-ph/0303214].

- [28] R. Harnik, D. T. Larson, H. Murayama and A. Pierce, Phys. Rev. D **69** (2004) 094024 [hep-ph/0212180].
- [29] S. Mishima and A. I. Sanda, Prog. Theor. Phys. **110** (2003) 549 [hep-ph/0305073].
- [30] A. J. Buras, hep-ph/9806471.
- [31] A. L. Kagan and M. Neubert, Phys. Rev. D **58** (1998) 094012 [hep-ph/9803368].
- [32] D. Atwood, M. Gronau and A. Soni, Phys. Rev. Lett. **79** (1997) 185 [hep-ph/9704272].
- [33] J. Beringer *et al.* [Particle Data Group Collaboration], Phys. Rev. D **86** (2012) 010001.
- [34] M. Misiak, H. M. Asatrian, K. Bieri, M. Czakon, A. Czarnecki, T. Ewerth, A. Ferroglia and P. Gambino *et al.*, Phys. Rev. Lett. **98** (2007) 022002 [hep-ph/0609232].
- [35] J. Charles, O. Deschamps, S. Descotes-Genon, R. Itoh, H. Lackner, A. Menzel, S. Monteil and V. Niess *et al.*, Phys. Rev. D **84** (2011) 033005 [arXiv:1106.4041 [hep-ph]].
- [36] A. K. Giri and R. Mohanta, JHEP **0411** (2004) 084 [hep-ph/0408337].
- [37] R. Fleischer and S. Recksiegel, Eur. Phys. J. C **38** (2004) 251 [hep-ph/0408016].
- [38] T. Muta, A. Sugamoto, M. -Z. Yang and Y. -D. Yang, Phys. Rev. D **62** (2000) 094020 [hep-ph/0006022].