

Opinion maximization in social networks

Aristides Gionis*

Evimaria Terzi†

Panayiotis Tsaparas‡

Abstract

The process of opinion formation through synthesis and contrast of different viewpoints has been the subject of many studies in economics and social sciences. Today, this process manifests itself also in online social networks and social media. The key characteristic of successful promotion campaigns is that they take into consideration such opinion-formation dynamics in order to create a overall favorable opinion about a specific information item, such as a person, a product, or an idea.

In this paper, we adopt a well-established model for social-opinion dynamics and formalize the campaign-design problem as the problem of identifying a set of target individuals whose positive opinion about an information item will maximize the overall positive opinion for the item in the social network. We call this problem CAMPAIGN. We study the complexity of the CAMPAIGN problem, and design algorithms for solving it. Our experiments on real data demonstrate the efficiency and practical utility of our algorithms.

1 Introduction

Individuals who participate in social networks form their opinions through synthesis and contrast of different viewpoints they encounter in their social circles. Such processes manifest themselves more strongly in online social networks and social media where opinions and ideas propagate faster through virtual connections between social-network individuals. Opinion dynamics have been of considerable interest to marketing and opinion-formation agencies, which are interested in raising public awareness on important issues (e.g., health, social justice), or increasing the popularity of person or an item (e.g., a presidential candidate, or a product).

Today, social-networking platforms and social media take up a significant amount of any promotion campaign budget. It is not uncommon to see activist groups, political parties, or corporations launching campaigns primarily via Facebook or Twitter. Such campaigns in-

terfere with the opinion-formation process by influencing the opinions of appropriately selected individuals, such that the overall favorable opinion about the specific information item is strengthened.

The idea of leveraging social influence for marketing campaigns has been studied extensively in data mining. Introduced by the work of Domingos and Richardson [20], and Kempe et al. [14] the problem of *influence maximization* asks to identify the most influential individuals, whose adoption of a product or an action will spread maximally in the social network. This line of work employs probabilistic propagation models, such as the *independent-cascade* or the *linear-threshold* model, which specify how actions spread among the individuals of the social network. At a high level, such propagation models distinguish the individuals to either *active* or *inactive*, and assume that active individuals influence their neighbors to become active according to certain probabilistic rules, so that activity spreads in the network in a *cascading* manner.

In this paper, we are interested in the process of how individuals form opinions, rather than how they adopt products or actions. We find that models such as the independent cascade and the linear threshold are not appropriate for modeling the process of forming opinions in social networks. First, opinions cannot be accurately modeled by binary states, such as being either active or inactive, but they can take continuous values in an interval. Second, and perhaps more importantly, the formation of opinions does not resemble a discrete cascading process; it better resembles a social game in which individuals constantly influence each other until convergence to an equilibrium.

Accordingly, we adopt the opinion-formation model of Friedkin and Johnsen [11], which assumes that each node i of a social network $G = (V, E)$ has an internal opinion s_i and an expressed opinion z_i . While the internal opinions of individuals are fixed and not amenable to external influences, the expressed opinions can change due to the influence from their neighbors. More specifically, people change their expressed opinion z_i so that they minimize their *social cost*, which is defined as the disagreement between their expressed opinion and the expressed opinion of their social neighbors, and the divergence between the expressed opinion and their true

*Aalto University, Finland. This work was done while the author was with Yahoo! Research.

†Boston University, USA. Supported by NSF awards: CNS-1017529, III-1218437 and gifts from Microsoft and Google.

‡University of Ioannina, Greece.

internal belief. It can be shown that the process of computing expressed opinion values by repeated averaging leads to a Nash equilibrium of the game where the utilities are the node social costs [3].

Armed with this opinion-formation model, we introduce and study a problem similar to the influence-maximization problem, introduced by Kempe et al. [14]. We consider a social network of individuals, each holding an opinion value about an information item. We view an opinion as a numeric value between zero (negative) and one (positive). We then ask to identify k individuals, so that once their expressed opinions becomes 1, the opinions of the rest of the nodes — at an equilibrium state — are, on average, as positive as possible. We call this problem CAMPAIGN.

Note that there is a fundamental qualitative difference between our framework and existing work on influence maximization: In contrast to other models used in influence-maximization literature, our work views the nodes as rational individuals who wish to optimize their own objectives. Thus, we assume that the opinions of individuals get formed through best-response dynamics of a social game, which in turn is inspired by classical opinion-dynamics models studied extensively in economics [2, 6, 7, 12, 13].

Furthermore, from a technical point of view, the maximization problem that results from our framework requires a completely different toolbox of techniques than the standard influence-maximization problem. To this end, we exploit an interesting connection between our problem and absorbing random walks in order to establish our technical results, including the complexity and the approximability of the problem. Interestingly, as with the influence-maximization problem, we show that the objective function of the CAMPAIGN problem is submodular, and thus, it can be approximated within factor $(1 - \frac{1}{e})$ using a greedy algorithm.

In addition, motivated by the properties of the greedy algorithm, we propose scalable heuristics that can handle large datasets. Our experiments show that in practice the heuristics have performance comparable to the greedy algorithm, and that are scalable to very large graphs. Finally, we discuss two natural variants of the CAMPAIGN problem. Our discussion reveals a surprising property of the opinion formation process on *undirected* graphs: the average opinion of the network depends only on the internal opinions of the individuals and not on the network structure.

2 Related Work

To the best of our knowledge, we are the first to formally define and study the CAMPAIGN problem. However, our work is related to a lot of existing work in economics,

sociology and computer science.

In his original work in 1974, DeGroot [6] was the first to define a model where individuals organized in a social network $G = (V, E)$ have a starting opinion (represented by a real value) which they update by repeatedly adopting the average opinion of their friends. This model and its variants, has been subject of recent studies in social sciences and economics [2, 7, 11, 12, 13]. Most of these studies focus on identifying the conditions under which such repeated-averaging models converge to a consensus. In our work, we also adopt a repeated averaging model. However, our focus is not the characterization or the reachability of consensus. In fact, we do not assume consensus is ever reached. Rather, we assume that the individuals participating in the network reach a stable point, where everyone has crystallized a personal opinion. As has been recently noted by social scientist Davide Krackhardt [16], studies of such non-consensus states are much more realistic since consensus states are rarely reached.

Key to our paper is the work by Bindel et al. [3]. In fact, we adopt the same opinion-dynamics model as in [3], where individuals selfishly form opinions to minimize their personal cost. However, Bindel et al. focus on quantifying the social cost of this lack of central coordination between individuals, i.e., the *price of anarchy*, and they consider a network-design problem with the objective of reducing the social cost at equilibrium. Our work on the other hand, focuses on designing a promotion campaign so that, at equilibrium, the overall positive inclination towards a particular opinion is maximized.

Recently, there has been a lot of work in the computer-science literature on identifying a set of individuals to advertise an item (e.g., a product or an idea) so that the spread of the item in the network is maximized. Different assumptions about how information items propagate in the network has led to a rich literature of targeted-advertisement methods (e.g., see [5, 9, 14, 20]). Although at a high level our work has the same goal as all of these methods, there are also important differences, as we have already discussed in the introduction.

3 Problem definition

3.1 Preliminaries. We consider a social graph $G = (V, E)$ with n nodes and m edges. The nodes of the graph represent people and the edges represent social affinity between them. We refer to the members of the social graph by letters such as i and j , and we write (i, j) to denote the edges of the graph. With each edge (i, j) we associate a weight $w_{ij} \geq 0$, which expresses the strength of the social affinity or influence

from person i to person j . We write $N(i)$ to denote the *social neighborhood* of person i , that is, $N(i) = \{j \mid (i, j) \in E\}$. Unless explicitly mentioned, we do not make an assumption whether the graph G is directed or undirected; most of our results and our algorithms carry over for both types of graphs. The directed-graph model is more natural as in many real-world situations the influence w_{ij} from person i to person j is not equal to w_{ji} .

Following the framework of Bindel et al. [3] we assume that person i has a *persistent internal opinion* s_i , which remains unchanged from external influences. Person i has also an *expressed opinion* z_i , which depends on their internal opinion s_i , as well as on the expressed opinions of their social neighborhood $N(i)$. The underlying assumption is that individuals form opinions that combine their internal predisposition with the opinions of those in their social circle.

We model the internal and external opinions s_i and z_i as real values in the interval $[0, 1]$. The convention is that 0 denotes a negative opinion, and 1 a positive opinion. The values in-between capture different shades of positive and negative opinions. Given a set of expressed opinion values for all the people in the social graph, represented by an *opinion vector* $\mathbf{z} = (z_i : i \in V)$, and the vector of internal opinions $\mathbf{s} = (s_i : i \in V)$, we consider that the *personal cost* for individual i is

$$(3.1) \quad c_i(\mathbf{z}) = (s_i - z_i)^2 + \sum_{j \in N(i)} w_{ij}(z_i - z_j)^2.$$

This cost models the fact that the expressed opinion z_i of an individual i is a “compromise” between their own internal belief s_i and the opinions of their neighbors. As the individual i forms an opinion z_i , their internal opinion s_i and the opinions z_j of their neighbors $j \in N(i)$ may have different importance. The relative importance of those opinions is captured by the weights w_{ij} .

Now assume that, as a result of social influence and conflict resolution, every individual i is selfishly minimizing their own cost $c_i(\mathbf{z})$. If the internal opinions are *persistent* and cannot change (an assumption that we carry throughout), minimizing the cost c_i implies changing the expressed opinion z_i to the weighted average among the internal opinion s_i and the expressed opinions of the neighbors of i . In other words,

$$(3.2) \quad z_i = \frac{s_i + \sum_{j \in N(i)} w_{ij} z_j}{1 + \sum_{j \in N(i)} w_{ij}}.$$

In fact, it can be shown that if every person i iteratively updates their expressed opinion using Equation (3.2), then the iterations converge to a unique *Nash Equilibrium* for the game with utilities of players expressed by

Equation (3.1). That is, the stationary vector of opinions \mathbf{z} is such that no node i has an incentive to change their opinion to improve their cost c_i .

3.2 Problem definition. The goal of a promotion campaign is to improve the overall opinion about a product, person, or idea in a social network. Given an opinion vector \mathbf{z} , we define the *overall opinion* $g(\mathbf{z})$ as

$$g(\mathbf{z}) = \sum_{i=1}^n z_i,$$

which is also proportional to the *average expressed opinion* of the individuals in G . The goal of a campaign is to maximize $g(\mathbf{z})$. Following the paradigm of Kempe et al. [14], we assume that such a campaign relies on selecting a set of *target nodes* T , which are going to be convinced to change their expressed opinions to 1. For the rest of the discussion, we will use $g(\mathbf{z} \mid T)$ to denote the overall opinion in the network, when vector \mathbf{z} is the Nash-equilibrium vector obtained under the constraint that the expressed opinions of all nodes in T are fixed to 1. Given this notation, we can define the CAMPAIGN problem as follows.

PROBLEM 1. (CAMPAIGN) *Given a graph $G = (V, E)$ and an integer k , identify a set T of k nodes such that fixing the expressed opinions of the nodes in T to 1, maximizes the overall opinion $g(\mathbf{z} \mid T)$.*

We emphasize that fixing $z_i = 1$ for all $i \in T$ means that Equation (3.2) is only applied for the z_j ’s such that $j \notin T$, while for the nodes $i \in T$ the values z_i remain 1.

The definition of the CAMPAIGN problem reflects our belief of what constitutes a feasible and effective campaign strategy. Expressed opinions are more amenable to change, and have stronger effect on the overall opinion in the social network. Thus, it is reasonable for a campaign to target these opinions. We note that other campaign strategies are also possible, resulting in different problem definitions. For example, one can define the problem where the campaign aims at changing the fundamental beliefs of people by altering their internal opinions s_i . It is also conceivable to ask whether it is possible to improve the overall opinion $g(\mathbf{z})$ by introducing a number of new edges in the social graph, e.g., via a link-suggestion application. We discuss both of these variants at the end of the paper. It turns out that from the algorithmic point of view, both these problems are relatively simple. For instance, we can show that for undirected graphs, surprisingly, it is not possible to improve the overall opinion $g(\mathbf{z})$ by introducing new edges in the graph.

3.3 Background. We now show the connection between computing the Nash-equilibrium opinion vector \mathbf{z} and a random walk on a graph with absorbing nodes. This connection is essential in the analysis of the CAMPAIGN problem.

Absorbing random walks: Let $H = (X, R)$ be a graph with a set of N nodes X , and a set of edges R . The graph is also associated with the following three $N \times N$ matrices: (i) the *weight matrix* W with entries $W(i, j)$ denoting the weight of the edges; (ii) the *degree matrix* D , which is a diagonal matrix such that $D(i, i) = \sum_{j=1}^N W(i, j)$; (iii) the *transition matrix* $P = D^{-1}W$, which is a row-stochastic matrix; $P(i, j)$ expresses the probability of moving from node i to node j in a random walk on the graph H .

In such a random walk on the graph H , we say that a node $b \in X$ is an *absorbing node*, if the random walk can only transition into that node, but not out of it (and thus, the random walk is absorbed in node b). Let $B \subseteq X$ denote the set of all absorbing nodes of the random walk. The set of the remaining nodes $U = X \setminus B$ are non-absorbing, or *transient* nodes. Given this partition of the states in X , the transition matrix of this random walk can be written as follows:

$$P = \begin{pmatrix} P_{UB} & P_{UU} \\ I & O \end{pmatrix}.$$

In the above equation, I is an $(N - |U|) \times (N - |U|)$ identity matrix and O a matrix with all its entries equal to 0; P_{UU} is the $|U| \times |U|$ sub-matrix of P with the transition probabilities between transient states; and P_{UB} is the $|U| \times |B|$ sub-matrix of P with the transition probabilities from transient to absorbing states.

An important quantity of an absorbing random walk is the expected number of visits to a transient state j when starting from a transient state i before being absorbed. The probability of transitioning from i to j in exactly ℓ steps is the (i, j) -entry of the matrix $(P_{UU})^\ell$. Therefore, the probability that a random walk starting from state i ends in j without being absorbed is given by the (i, j) entry of the $|U| \times |U|$ matrix

$$F = \sum_{\ell=0}^{\infty} (P_{UU})^\ell = (1 - P_{UU})^{-1},$$

which is known as the *fundamental matrix* of the absorbing random walk. Finally, the matrix

$$Q_{UB} = F P_{UB}$$

is an $|U| \times |B|$ matrix, with $Q_{UB}(i, j)$ being the probability that a random walk which starts at transient state i ends up being absorbed at state $j \in B$.

Assume that each absorbing node $j \in B$ is associated with a fixed value b_j . If a random walk starting from transient node $i \in U$ gets absorbed in an absorbing node $j \in B$, then we assign to node i the value b_j . The probability of the random walk starting from node i to be absorbed in j is $Q_{UB}(i, j)$. Therefore, the expected value of i is $f_i = \sum_{j \in B} Q_{UB}(i, j) b_j$. If \mathbf{f}_U is the vector with the expected values for all $i \in U$, and \mathbf{f}_B keeps the values $\{b_j\}$ for all $j \in B$, then we have that

$$(3.3) \quad \mathbf{f}_U = Q_{UB} \mathbf{f}_B.$$

A fundamental observation, which highlights the connection between our work and random walks with absorbing states, is that the expected value f_i of node $i \in U$ can be computed by repeatedly averaging the values of the neighbors of i in the graph H . Therefore, the computation of the Nash-Equilibrium opinion vector \mathbf{z} can be done using Equation (3.3) on an appropriately constructed graph H . We discuss the construction of H below. More details on absorbing walks can be found in the excellent monograph of Doyle and Snell [8].

The augmented graph. We will now show how the theory of absorbing random walks described above can be leveraged for solving the CAMPAIGN problem. This connection is achieved by performing a random walk with absorbing states on an *augmented graph* $H = (X, R)$, whose construction we describe below.

Given a social network $G = (V, E)$ where every edge $(i, j) \in E$ is associated with weight w_{ij} , we construct the augmented graph $H = (X, R)$ of G as follows:

- (i) the set of vertices X of H is defined as $X = V \cup \bar{V}$, where \bar{V} is a set of n new nodes such that for each node $i \in V$ there is a copy $\sigma(i) \in \bar{V}$;
- (ii) the set of edges R of H includes all the edges E of G , plus a new set of edges between each node $i \in V$ and its copy $\sigma(i) \in \bar{V}$. That is, $R = E \cup \bar{E}$, and $\bar{E} = \{(i, \sigma(i)) \mid i \in V\}$;
- (iii) the weights of all the new edges $(i, \sigma(i)) \in R$ are set to 1, i.e., $W(i, \sigma(i)) = 1$. For $i, j \in V$, the weight of the edge $(i, j) \in R$ is equal to the weight of the corresponding edge in G , i.e., $W(i, j) = w_{ij}$.

Our main observation is that we can compute the opinion vector \mathbf{z} that corresponds to the Nash equilibrium defined by Equation (3.1) by performing an absorbing random walk on the graph H . In this random walk, we set $B = \bar{V}$ and $U = V$, that is, we make all copy nodes in \bar{V} to be absorbing. We also set $\mathbf{f}_B = \mathbf{s}$, that is, we assign value s_i to each absorbing node $\sigma(i)$. The Nash-equilibrium opinion-vector \mathbf{z} can be computed using Equation (3.3), that is, $\mathbf{z} = Q_{UB} \mathbf{s}$.

The opinion $z_i = \sum_{j \in B} Q_{UB}(i, j) s_j$ is the expected internal opinion value at the node of absorption for a random walk that starts from node $i \in V$. Given the vector \mathbf{z} we can compute the overall opinion $g(\mathbf{z})$.

The CAMPAIGN problem can be naturally defined in this setting. Selecting a set of nodes T is equivalent to adding the nodes in T into the set of absorbing nodes B , and assigning them value 1. That is, we have $B = \bar{V} \cup T$ and $U = V \setminus T$. For the vector \mathbf{f}_B , we have $f_{\sigma(i)} = s_i$ for all $\sigma(i) \in \bar{V}$, and $f_j = 1$ for all $j \in T$. We use Equation (3.3) to compute vector \mathbf{z} and using this \mathbf{z} , we can then compute the overall opinion $g(\mathbf{z} \mid T)$. Hence, the CAMPAIGN problem becomes the problem of selecting a set of k nodes $T \subseteq V$ to make absorbing with value 1, such that $g(\mathbf{z} \mid T)$ is maximized.

4 Problem complexity

In this section, we establish the complexity of the CAMPAIGN problem by showing that it is an **NP**-hard problem. We also discuss properties of the objective function $g(\mathbf{z} \mid T)$, which give rise to a constant-factor approximation algorithm for the CAMPAIGN problem.

THEOREM 4.1. *Problem CAMPAIGN is **NP**-hard.*

The proof of the theorem appears in the Appendix A. The proof relies on a reduction from the VERTEX COVER ON REGULAR GRAPHS problem (VCRG) [10].

Since the CAMPAIGN problem is **NP**-hard, we are content with algorithms that approximate the optimal solution in polynomial time. Fortunately, we can show that the function $g(\mathbf{z} \mid T)$ is monotone and submodular, and thus a simple greedy heuristic yields a constant-factor approximation to the optimal solution.

THEOREM 4.2. *The function $g(\mathbf{z} \mid T)$ is monotone and submodular.*

Proof. We only give here a proof sketch. A detailed proof is given in Appendix B. Recall that $g(\mathbf{z} \mid T) = \sum_{i \in V} z_i$. In the absorbing random walk interpretation of the opinion formation process, we have shown that the expressed opinion of node i is the expected opinion value at the point of absorption for a random walk that starts from node i . That is, $z_i = \sum_{b \in B} P(b \mid i) f_b$, where B is the set of absorbing nodes, $P(b \mid i)$ is the probability of the random walk starting from node i to be absorbed at node b , and f_b the opinion value at node b . When we add a node x to T , and hence to the set B , some of the probability mass of the random walk will be absorbed at x . Since x has the maximum possible opinion value, $f_x = 1$, it follows that z_i can only increase, and thus $g(\mathbf{z} \mid T)$ is monotone. Furthermore,

the less competition there is for x (i.e., the smaller the size of B), the more mass of the random walk will be absorbed in x , and the larger the increase of $g(\mathbf{z} \mid T)$. Hence $g(\mathbf{z} \mid T)$ is submodular.

5 Algorithms

5.1 Estimating the Nash-equilibrium vector \mathbf{z} .

A central component in all the algorithms presented in this section is the estimation of the opinion function $g(\mathbf{z} \mid T)$. In Section 3.3, we have already discussed that this can be done by evaluating Equation (3.3). For appropriately defined sets U and B , this requires computing the matrix $Q_{UB} = (1 - P_{UU})^{-1} P_{UB}$. Hence, this calculation involves a matrix inversion, which is very inefficient. The reason is that despite the fact that the social graph is typically sparse, matrix inversion does not preserve sparseness. Thus, it may be too expensive to even store the matrix Q_{UB} .

Instead, we resort to the power-iteration method implied by Equation (3.2): at each iteration we update the opinion z_i of a node $i \in V$ by averaging the opinions of its neighbors $j \in N(i)$ and its own internal opinion s_i . During the iterations we do not update the values of opinions that are fixed. This power-iteration method is known to converge to the equilibrium vector \mathbf{z} , and it is highly scalable, since it only involves multiplication of a sparse matrix with a vector. For a graph with n nodes, m edges, and thus, average degree $d = \frac{2m}{n}$, the algorithm requires $\mathcal{O}(nd) = \mathcal{O}(m)$ operations per iterations. Therefore, the overall running time is $\mathcal{O}(mI)$, where I is the total number of iterations. In our experiments we found the method converges in around 50-100 iterations, depending on the dataset.

5.2 Algorithms for the Campaign problem.

Our algorithms for the CAMPAIGN problem, include a constant-factor approximation algorithm as well as several efficient and effective heuristics.

The Greedy algorithm. It is known that the greedy algorithm is a $(1 - \frac{1}{e})$ -approximation algorithm for maximizing a submodular function $h : Y \rightarrow \mathbb{R}$ subject to cardinality constraints, i.e., finding a set $A \subseteq Y$ that maximizes $h(A)$ such that $|A| \leq k$ [19]. Consequently, the **Greedy** algorithm constructs the set T by adding one node in each iteration. In the t -th iteration the algorithm extends the set $T^{(t-1)}$ by adding the node i that maximizes $g(\mathbf{z} \mid T^{(t)})$ when setting $z_i = 1$.

The computational bottleneck of **Greedy** is due to the fact that we need to compute the Nash-equilibrium opinion vector \mathbf{z} that results from setting $z_t = 1$ for all $t \in T \cup \{j\}$, and we need to do such a computation for all candidate nodes $j \in V \setminus T$. Overall, for a solution T of size $|T| = k$ **Greedy** needs to perform

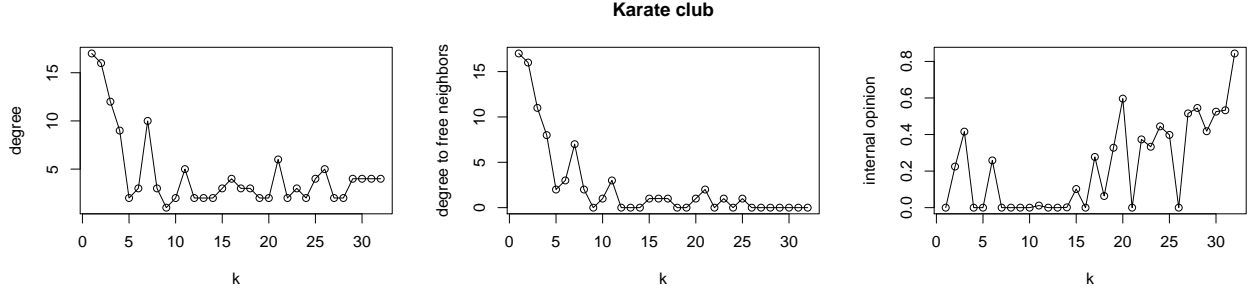


Figure 1: Measures of graph nodes plotted in order selected by the **Greedy** algorithm.

$\mathcal{O}(nk)$ computations of finding the optimal vector \mathbf{z} . As we saw, each of these computations is performed by a power-iteration in time $\mathcal{O}(mI)$, yielding an overall running time $\mathcal{O}(nmkI)$. Such a running time is super-quadratic and therefore the algorithm is not scalable to very large datasets.

One way to speedup the algorithm is by storing, for each node that it is not yet selected, its marginal improvement on the score, at the last time it was computed. This speedup, which is commonly used in optimization problems with submodular functions [17], is not adequate to make the greedy algorithm applicable for large data, at least for the version of the algorithm described here. The reason is that in the very first iteration there is no pruning and therefore we need to make $\mathcal{O}(n)$ power-iteration computations, yielding again a quadratic algorithm. To overcome these scalability limitations, we present a number of scalable heuristics.

5.3 Designing the heuristics. To characterize the nodes selected by **Greedy** we execute the algorithm on small datasets, and we compute a number of measures for each node selected by **Greedy**. In particular, for each node we compute measures such as its degree, the average degree of its neighbors, the maximum degree of its neighbors, the value of its internal opinion s_i , the average value of s_i over its neighbors, and so on. Three of the features with the most clear signal are shown in Figure 1 for the **karate club** dataset (described in detail in Section 6). We obtain similar behavior on all the datasets we tried.

In Figure 1 we plot measures of nodes in the order selected by the **Greedy**. A good measure would be one that is monotonic with respect to this order. In the first panel, we show the degree of a node in the selection order of **Greedy**, and we see that **Greedy** tends to select first high degree nodes. As shown in the second panel, this dependence is even more clear for the *free degree*, i.e., the number of neighbors that are not

already selected by **Greedy**. Finally, in the third panel of Figure 1 we see the internal opinion s_i of nodes in the order selected by the **Greedy**. We see that the **Greedy** tends to select first nodes with low internal opinion. There are a few exceptions of nodes with high internal opinion s_i selected at the initial steps of greedy. Such nodes are nodes with high degree, connected to many nodes with small values of s_i .

Armed with intuition from this analysis we now proceed to describe our heuristics.

The Degree algorithm. This algorithm simply sorts the nodes of $G = (V, E)$ in decreasing order of their in degree and forms the set of target nodes T by picking the top- k nodes of the ranking. The running time of **Degree** is $\mathcal{O}(n \log n)$, i.e., the time required for sorting.

The FreeDegree algorithm. This algorithm is a “greedy” variant of **Degree**; **FreeDegree** forms the set T iteratively by choosing at every iteration the node with the highest free degree. The free degree of a node is the sum of the weights of the edges that are incident to it and are connected to nodes not already in T . When the set T consists of k nodes, the running time of **FreeDegree** is $\mathcal{O}(kn)$.

The RWR algorithm. As we saw in Figure 1, a good choice for nodes to be added in the solution are not only the nodes of high degree but also the nodes of small value of internal opinion s_i . The **RWR** algorithm combines both of these features: selecting nodes with high degree and with small s_i . This is done by performing a random walk with restart (RWR), where the probability of restarting at a node i is proportional to $r_i = s_{\max} - s_i$, where $s_{\max} = \max_{i \in V} s_i$, and ordering the nodes according to the resulting stationary distribution. The intuition is that a random walk favors high-degree nodes, and using the specific restart probabilities favors nodes with low value of s_i .

For the restart probability, we use the parameter $\alpha = 0.15$, which has been established as a standard

parameter of the PageRank algorithm [4]. Making one RWR computation can be achieved by the power-iteration method, which similarly to computing the optimal vector z , has running time $\mathcal{O}(mI)$. Therefore, the overall running time of the algorithm for selecting a set T of size k is $\mathcal{O}(mkI)$.

The Min-S and Min-Z algorithms. The **Min-S** algorithm simply selects the k nodes with the smallest value s_i . This heuristic is motivated by the observation that the **Greedy** algorithm tends to select nodes with small value s_i . For completeness, we also experiment with the **Min-Z** algorithm, which greedily selects and add in the solution set T the node that at the current iteration has the smallest value of expressed opinion z_i .

6 Experimental evaluation

The objective of our experiments is to compare the proposed heuristics against **Greedy**, the algorithm with the approximation guarantee, and demonstrate their scalability.

6.1 Small networks. We experiment with a number of publicly available small networks.¹ We evaluate our algorithms by reporting the value of the objective function $g(z)$ as a function of the solution set size $|T| = k$. Our results for three small networks are shown in Figure 2. The datasets shown in the figure are the following: (i) **karate club**: a social network of friendships between 34 members of a karate club at a US university in the 1970s [21]; (ii) **les misérables**: co-appearance network of characters in the novel *Les Misérables* [15]; and (iii) **dolphins**: an undirected social network of frequent associations between 62 dolphins [18]. For this set of experiments we set the internal opinions s_i to be a uniformly-sampled value in $[0, 1]$.

We see that the difference between all the algorithms is relatively small but their relative performance is consistent. The **Greedy** algorithm achieves the best results, while the three heuristics, **Degree**, **FreeDegree**, and **RWR** come close together. **Min-S** and **Min-Z** have the poorest performance, even though for larger values of k they improve and slightly outperform some of the heuristics. Between the two, **Min-S** performs best, outperforming **Min-Z**, especially for small values of k . Both of those trends are expected: the three heuristics **Degree**, **FreeDegree**, and **RWR**, are better motivated than **Min-S**, which in turn, is better motivated than **Min-Z**.

We obtain similar results for other small networks, although we do not provide the plots for lack of space.

6.2 Bibliographic datasets: A “data mining” campaign. We also evaluate our algorithms on two large social networks, derived from bibliographic data.

The first dataset, **bibsonomy**, is extracted from bibsonomy [1], a social-bookmarking and publication-sharing system. From the available data, we extract a social graph of 45 329 nodes representing authors and 149 895 edges representing co-authorship relations. For each author we also keep the set of tags that have been used for the papers of that author.

The second dataset, **dblp**, is also a co-authorship graph among computer scientists extracted from the DBLP site.² The dataset is a large graph containing 635 585 nodes and 1 423 716 edges. Again, for each author we keep the set of terms they have been used in the titles of the papers they have co-authored.

In this experiment, we generate the internal opinion vectors by identifying keywords related to data mining (e.g., we picked *data*, *mining*, *social*, *networks*, *graph*, *clustering*, *learning*, and *community*). For each author $i \in V$ we then set s_i to be the fraction of the above keywords present in his set of terms. This setting corresponds to a hypothetical scenario of designing a campaign to promote the “data mining” topic among all computer-science researchers.

The results of the heuristics for the two datasets are shown in Figure 3. For the **bibsonomy** dataset (left), there is a clear distinction between the three heuristics; **RWR** clearly performs better than both **Degree** and **FreeDegree**. This superior performance of **RWR** is expected as this algorithm takes into account both the degrees and the values of the internal opinions s_i . Also the better performance of **FreeDegree** compared with the performance of **Degree** is consistent with the results obtained for smaller networks. On the other hand, on the **dblp** dataset (right part of Figure 3) the behavior of the three heuristics is more surprisingly, as all three perform almost identical. Finally, for both datasets, the difference of the three best heuristics **Degree**, **FreeDegree**, and **RWR** with the other two heuristics, **Min-S** and **Min-Z** is more pronounced. In fact, the performance of **Min-S** and **Min-Z** is very poor.

We investigate the difference on the relative performance of the best three heuristics, **Degree**, **FreeDegree**, and **RWR**, on the two datasets by plotting the degrees of the nodes versus their s_i value. This is shown in Figure 4. Recall that our intuition for selecting nodes that is to choose nodes that have large degree and small value of s_i . Figure 4 demonstrates that in the **dblp** dataset, large degree correlates well with small s_i values, while this is not the case for the **bibsonomy** dataset. There-

¹www-personal.umich.edu/~mejn/netdata/

²www.informatik.uni-trier.de/~ley/db/

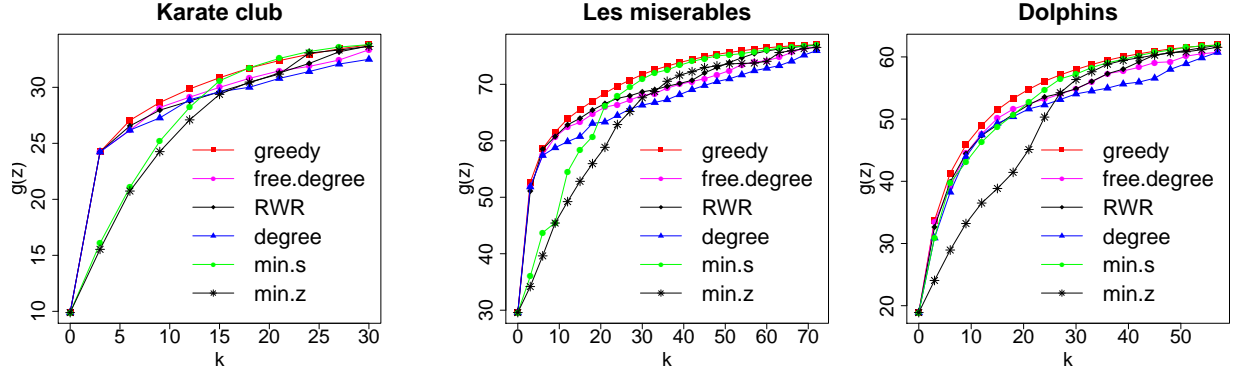


Figure 2: Performance of the algorithms on small networks.

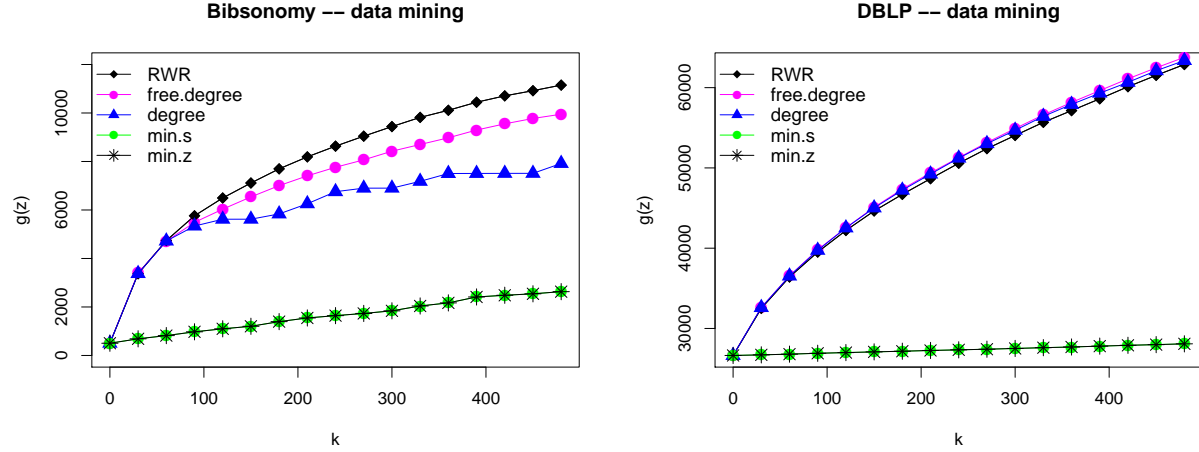


Figure 3: Performance of the algorithms on the **bibsonomy** and **dblp** networks for the topic "data mining".

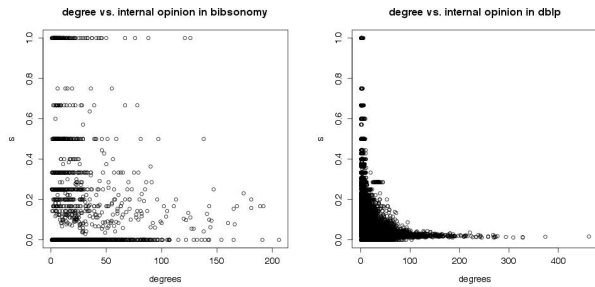


Figure 4: Scatter plot of degrees vs. internal opinion values s_i in the two datasets, **bibsonomy** and **dblp**.

fore, for **dblp** all three heuristics pick high-degree nodes, which makes their performance almost identical.

7 Problem variants

The CAMPAIGN problem we studied in this paper focuses on campaigns that aim to alter the expressed opinions of individuals. However, other campaign strategies are also possible. For example one could aim at altering the internal opinions of individuals such that the overall opinion is improved as much as possible. Formally, the goal would be to select a set of nodes S , which are going to be convinced to change their *internal opinions* s_i to 1, such that the resulting overall opinion $g(z | S)$ is maximized. We call this problem the **i-CAMPAIGN** problem. The difference between the CAMPAIGN and **i-CAMPAIGN** problems is that in the former we are asking to fix the expressed opinions z_i for k individuals, while in the latter we are asking to fix the internal opinions s_i . Even though the difference is seemingly small, the problems are computationally very different.

Algorithmically, the problem of selecting S individ-

uals to change their internal opinions, so that we maximize $g(\mathbf{z} \mid S)$ is much simpler. In fact, we can show that for an undirected social graph $G = (V, E)$, where each node $i \in V$ has internal opinion s_i and expressed opinion z_i , the following invariant holds, independently of the structure of the graph (the set of edges E):

$$(7.4) \quad g(\mathbf{z}) = \sum_{i \in V} z_i = \sum_{i \in V} s_i.$$

Consequently, the goal of maximizing $g(\mathbf{z})$ by modifying k values s_i can be simply achieved by selecting the k smallest values s_i and setting them to 1. We note that the above observation does not hold once the expressed opinions of some individuals are fixed, as is the case in the CAMPAIGN problem. The proof of the invariant, and its implications are discussed in the Appendix C.

The graph invariant has obvious implications for the other variant of the campaign problem, where we seek to maximize $g(\mathbf{z})$ by adding or removing edges to the graph. From Equation (7.4) it follows that for undirected social graphs this problem variant is meaningless; the overall opinion $g(\mathbf{z})$ does not depend on the structure of the graph. This observation has important implications for opinion formation on social networks. It shows that although the network structure has an effect on the individual opinions of network participants, it does not affect the average opinion in the network. For the campaign problem, this says that you cannot create more goodwill by altering the network. For the study of social dynamics, this implies that the collective wisdom of the crowd remains unaffected by the social connections between individuals.

8 Conclusions

We considered a setting where opinions of individuals in a social network evolve through processes of social dynamics, reaching a Nash equilibrium. Adopting a standard social and economic model of such dynamics we addressed the following natural question: given a social network of individuals who have their own internal opinions about an information item, which are the individuals that need to be convinced to adopt a positive opinion so that in the equilibrium state, the network (as a whole) has the maximum positive opinion about the item? We studied the computational complexity of this problem and proposed algorithms for solving them exactly or approximately. Our theoretical analysis and the algorithm design relied on a connection between opinion dynamics and random walks with absorbing states. Our experimental evaluation on real datasets demonstrated the efficacy of our algorithms and the effect of the structural characteristics of the underlying social networks on their performance.

References

- [1] Benchmark folksonomy data from bibsonomy. Technical report, Knowledge and Data Engineering Group, University of Kassel, 2007.
- [2] D. Acemoglu and A. Ozdaglar. Opinion dynamics and learning in social networks. *Dynamic Games*, 2011.
- [3] D. Bindel, J. M. Kleinberg, and S. Oren. How bad is forming your own opinion? In *FOCS*, 2011.
- [4] S. Brin and L. Page. The anatomy of a large-scale hypertextual web search engine. In *WWW*, 1998.
- [5] N. Chen. On the approximability of influence in social networks. In *SODA*, 2008.
- [6] M. H. DeGroot. Reaching consensus. *Journal of Maerican Statistical Association*, 1974.
- [7] P. M. DeMarzo, D. Vayanos, and J. Zweibel. Persuasion bias, social influence, and unidimensional opinions. *Quarterly Journal of Economics*, 2003.
- [8] P. Doyle and J. Snell. *Random walks and electric networks*. Mathematical Association of America, 1984.
- [9] E. Even-Dar and A. Shapira. A note on maximizing the spread of influence in social networks. In *WINE*, 2007.
- [10] U. Feige. Vertex cover is hardest to approximate on regular graphs. *Technical report MCS03-15 of the Weizmann Institute*, 2003.
- [11] N. E. Friedkin and E. Johnsen. Social influence and opinions. *Journal of Mathematical Sociology*, 1990.
- [12] B. Golub and M. O. Jackson. Naive learning in social networks: Convergence, influence and the wisdom of the crowds. *Amer. Econ. J.: Microeconomics*, 2010.
- [13] M. O. Jackson. *Social and Economic Networks*. Princeton University Press, 2008.
- [14] D. Kempe, J. M. Kleinberg, and É. Tardos. Maximizing the spread of influence through a social network. In *KDD*, 2003.
- [15] D. E. Knuth. *The Stanford GraphBase: A Platform for Combinatorial Computing*. Addison-Wesley, 1993.
- [16] D. Krackhardt. A plunge into networks. *Science*, 2009.
- [17] J. Leskovec, A. Krause, C. Guestrin, C. Faloutsos, J. M. VanBriesen, and N. S. Glance. Cost-effective outbreak detection in networks. In *KDD*, 2007.
- [18] D. Lusseau, K. Schneider, O. J. Boisseau, P. Haase, E. Slooten, and S. M. Dawson. *Behavioral Ecology and Sociobiology*, 54:396–405, 2003.
- [19] G. Nemhauser, L. Wolsey, and M. Fisher. An analysis of the approximations for maximizing submodular set functions. *Mathematical Programming*, 1978.
- [20] M. Richardson and P. Domingos. Mining knowledge-sharing sites for viral marketing. In *KDD*, 2002.
- [21] W. W. Zachary. An information flow model for conflict and fission in small groups. *Journal of Anthropological Research*, 33:452–473, 2003.

A Proof of Theorem 4.1

Proof. We prove the theorem by reducing an instance of the VERTEX COVER ON REGULAR GRAPHS problem (VCRG) [10] to an instance of the decision version of the CAMPAIGN problem. We remind that a graph is called regular if all its nodes have the same degree.

Given a regular graph $G_{VC} = (V_{VC}, E_{VC})$ and an integer K the VCRG problem asks whether there exists a set of nodes $Y \subseteq V_{VC}$ such that $|Y| \leq K$ and Y is a vertex cover (i.e., for every $(i, j) \in E_{VC}$ it is $i \in Y$ or $j \in Y$).

An instance of the decision version of the CAMPAIGN problem consists of a social graph $G = (V, E)$, internal opinions s , an integer k and a number θ . The solution to the decision version is “yes” iff there exists a set $T \subseteq V$ such that $|T| \leq k$ and $g(z | T) \geq \theta$.

Given an instance of the VCRG problem, we will construct an instance of the decision version of CAMPAIGN by setting $G = (V, E)$ to be equal to $G_{VC} = (V_{VC}, E_{VC})$, $s_i = 0$ for every $i \in V$, $k = K$ and $\theta = (n-k)\frac{d}{d+1}$. Then, we show that $T \subseteq V$ is a solution to the CAMPAIGN problem with value $g(z | T) \geq \theta$ if and only if T is a vertex cover of the input instance of VCRG.

In order to show this, we use the absorbing random walk interpretation of the CAMPAIGN problem. Recall that by the definition of the CAMPAIGN problem, every node $i \in T$ becomes an absorbing node with value $z_i = 1$. For every other node $j \notin T$ we compute a value z_j , which is the expected value at the absorption point of a random walk that starts from j . Since $s_i = 0$ for all $i \in V$ and $z_i = 1$ for all $i \in T$, the value z_j represents the probability that the random walk starting from j will be absorbed in some node in T .

Now suppose that T is a vertex cover for G_{VC} . Then, for every non-absorbing vertex $j \in V \setminus T$, for each one of the d edges $(j, i) \in E$ incident on j , it must be that $i \in T$; otherwise edge (j, i) is not covered, and T is not a vertex cover. Therefore, in the augmented graph H , node j is connected to d nodes in T , and to node σ_j , all of them absorbing. A random walk starting from j will be absorbed and converge in a single step. The probability of it being absorbed in a node in T is $z_j = \frac{d}{d+1}$. There are $n - k$ nodes in $V \setminus T$, therefore, $g(z | T) = (n - k)\frac{d}{d+1}$.

If T is not a vertex cover for G_{VC} , then there is an edge $(j, \ell) \in E$, such that $j, \ell \notin T$. As we noted before, z_j is the probability of being absorbed in some node in T . The transition probability of the edge (j, σ_j) is $\frac{1}{d+1}$, therefore, node j has probability at least $\frac{1}{d+1}$ of being absorbed in σ_j . Since there is a path from j to σ_ℓ with non-zero probability, the probability of j being absorbed

in node σ_ℓ is strictly greater than zero. Therefore, the probability of being absorbed in some node not in T is strictly greater than $\frac{1}{d+1}$, and thus $z_j < \frac{d}{d+1}$. It follows that $g(z | T) < (n - k)\frac{d}{d+1}$.

B Proof of Lemma 4.2

Proof. Recall that $g(z | T) = \sum_{i \in V} z_i$, where the values of vector z are computed using Equation (3.3). As we have already described, we can view the computation of the vector z as performing a random walk with absorbing nodes on the augmented graph $H = (V \cup \bar{V}, E \cup \bar{E})$. Assume that B is the set of absorbing nodes, and that each $b \in B$ is associated with value f_b . Let $P_B(b | i)$ be the probability that a random walk that starts from i gets absorbed at node b , when the set of absorbing nodes is B . The expressed opinion of node $i \notin B$ is

$$z_i = \sum_{b \in B} P_B(b | i) f_b.$$

Since this value depends on the set B , we will write $z(i | B)$ to denote the value of z_i when the set of absorbing nodes is B .

Initially, the set of absorbing nodes is $B = \bar{V}$ and $f_b = s_b$ for all $b \in B$. When we select a subset of nodes $T \subseteq V$ such that their expressed opinions are fixed to 1, we have that $B = \bar{V} \cup T$, $f_b = s_b$ for all $b \in \bar{V}$ and $f_b = 1$ for all $b \in T$. Since the set of nodes \bar{V} is always part of the set B , and the parameter that we are interested in for this proof is the target set of nodes T , we will use $z(i | T)$ to denote $z(i | B)$ where $B = \bar{V} \cup T$. We thus have

$$g(z | T) = \sum_{i \in V} z(i | T).$$

Note that the summation is over all nodes in V including the nodes in T . If $i \in T$, then $P_B(i | i) = 1$, and $P_B(j | i) = 0$ for all $j \neq i$. Therefore, $z(i | T) = 1$ for all $i \in T$.

We now make the following key observation. Let j be a non-absorbing node in $V \setminus T$. We have that

$$z(i | T) = \sum_{b \in B} (P_{B \cup \{j\}}(b | i) + P_{B \cup \{j\}}(j | i) P_B(b | j)) f_b.$$

The equation above follows from the observation that we can express the probability of a random walk starting from i to be absorbed in some node $b \in B$ as the sum of two terms: (i) the probability $P_{B \cup \{j\}}(b | i)$ that the random walk is absorbed in b , while avoiding passing through j (thus we add j in the absorbing set); (ii) the probability $P_{B \cup \{j\}}(j | i)$ that the random walk is absorbed in j while avoiding the nodes in B (that is, the probability of all paths that go from i to j of arbitrary length, without passing through j or B), times

the probability $P_B(b | j)$ of starting a new random walk from j and getting absorbed in b (being able to revisit j and any node in $V \setminus T$).

If we add node j into the set T we have that

$$\begin{aligned}
& z(i | T \cup \{j\}) - z(i | T) \\
&= \sum_{b \in B \cup \{j\}} P_{B \cup \{j\}}(b | i) f_b \\
&\quad - \sum_{b \in B} (P_{B \cup \{j\}}(b | i) + P_{B \cup \{j\}}(j | i) P_B(b | j)) f_b \\
&= P_{B \cup \{j\}}(j | i) \left(1 - \sum_{b \in B} P_B(b | j) f_b \right) \\
&= P_{B \cup \{j\}}(j | i) (1 - z(j | T)) \geq 0.
\end{aligned}$$

Hence,

$$\Delta g(T, j) = (1 - z(j | T)) \sum_{i \in V} P_{B \cup \{j\}}(j | i) \geq 0.$$

Therefore, we can conclude that function $g(\mathbf{z} | T)$ is monotone with respect to the set of target nodes T .

We now need to show that $g(\mathbf{z} | T)$ is submodular, that is for any T, T' such that $T \subseteq T'$, and for any node $j \in V$, we have that $\Delta g(T', j) - \Delta g(T, j) \leq 0$. For this we will use two random walks: one with absorbing states $B = \bar{V} \cup T$ and the other with absorbing states $B' = \bar{V} \cup T'$. Following reasoning and notation similar to the one we used for monotonicity we have that

$$\begin{aligned}
& \Delta g(T', j) - \Delta g(T, j) \\
&= (1 - z(j | T')) \sum_{i \in V} P_{B' \cup \{j\}}(j | i) \\
&\quad - (1 - z(j | T)) \sum_{i \in V} P_{B \cup \{j\}}(j | i).
\end{aligned}$$

From the monotonicity property we have that

$$1 - z(j | T') \leq 1 - z(j | T).$$

Also, as the number of absorbing nodes increases, the probability of being absorbed in a specific node j decreases, since the probability of the random walk to be absorbed in a node other than j increases. Therefore, we also have that

$$P_{B' \cup \{j\}}(j | i) \leq P_{B \cup \{j\}}(j | i).$$

Combining these last two observations we conclude that $\Delta g(T', j) - \Delta g(T, j) \leq 0$ which shows that the function is submodular.

C Graph invariants

In this section we prove a graph invariant related to the sum of the values z_i and s_i . This invariant has repercussions in the following scenarios:

(i) maximize $g(\mathbf{z})$ by modifying only the internal opinions s_i of the users (problem I-CAMPAIGN in Section 7); and

(ii) maximize $g(\mathbf{z})$ by adding edges in the social graph, for instance, recommend friendships or certain accounts for users to connect and follow.

We prove the invariant in a slightly more general setting than the one we consider in the paper. We then formulate the more special case of the invariant for our exact problem setting, and we discuss its implications in the above-mentioned scenarios (i) and (ii).

Consider an undirected graph $G = (V, E)$. We use w_{ij} to denote the weight of edge (i, j) and W_i to denote the total weight of all edges incident on node i . We assume that the vertices in V are partitioned in two sets U and B . The nodes in B are *absorbing* nodes for the random walk. Each node $j \in B$ is associated with a value f_j . The value f_j can be either the internal opinion of node j (in which case $f_j = s_j$), or the fixed expressed opinion of node j (in which case $f_j = 1$). For each node $i \in U$ we will compute a value z_i which is the expected value at the node of absorption for a random walk that starts from node i , as given by Equation (3.3).

We further make the assumption that the set of absorbing nodes can be partitioned into $|U|$ disjoint subsets $\{B(i)\}$, one for each node $i \in U$, such that the nodes in $B(i)$ are connected *only* with the node i . We can make this assumption without loss of generality, since in the case that a node $j \in B$ is connected to k nodes $\{i_1, \dots, i_k\}$ in U , we can create k copies of j , each with value f_j , and connect each copy with a single node in U with an edge of the same weight, while removing the original node j from the graph. In the resulting graph the z_i values computed by the absorbing random walk are the same as in the original graph.

To introduce some additional notation let E_U denote the set of edges between non-absorbing nodes, and let E_B denote the set of edges between nodes in U and in B . Note that by the construction above there are no edges between the nodes in B . Such edges would not have any effect anyway, since the nodes in B are absorbing. Given a node $i \in U$, let $N(i)$ denote the set of neighbors of i , let $U(i)$ denote the set of non-absorbing neighbors of i , and let $B(i)$ denote the set of absorbing neighbors of i .

From the definition of the absorbing random walk we have that

$$z_i = \frac{1}{W_i} \sum_{j: j \in B(i)} w_{ij} f_j + \frac{1}{W_i} \sum_{j: j \in U(i)} w_{ij} z_j,$$

and thus

$$W_i z_i = \sum_{j:j \in B(i)} w_{ij} f_j + \sum_{j:j \in U(i)} w_{ij} z_j.$$

Summing over all $i \in U$ we get

$$\begin{aligned} \sum_{i \in U} W_i z_i &= \sum_{i \in U} \sum_{j:j \in B(i)} w_{ij} f_j + \sum_{i \in U} \sum_{j:j \in U(i)} w_{ij} z_j \\ (C.1) \quad &= \sum_{(i,j) \in E_B} w_{ij} f_j + \sum_{(i,j) \in E_U} w_{ij} (z_j + z_i). \end{aligned}$$

The left-hand side can also be written as:

$$\begin{aligned} \sum_{i \in U} W_i z_i &= \sum_{i \in U} \sum_{j \in N(i)} w_{ij} z_i \\ &= \sum_{i \in U} \sum_{j \in U(i)} w_{ij} z_i + \sum_{i \in U} \sum_{j \in B(i)} w_{ij} z_i \\ (C.2) \quad &= \sum_{(i,j) \in E_U} w_{ij} (z_j + z_i) + \sum_{(i,j) \in E_B} w_{ij} z_i. \end{aligned}$$

By Equations (C.1) and (C.2) we obtain

$$(C.3) \quad \sum_{(i,j) \in E_B} w_{ij} (z_i - f_j) = 0.$$

Equation (C.3) is the most general form of our invariant. The equation relates the values of z_i and f_j via the weights w_{ij} across the edges E_B , i.e., only the edges between absorbing and non-absorbing nodes. The set of edges E_U between the non-absorbing nodes does not play any role.

We now consider the special case in which Equation (C.3) is applied to graphs considered in this paper, that is, in augmented graphs of type $H = (V \cup \bar{V}, E \cup \bar{E})$, as defined in Section 3. In that case, each node $i \in V$ is connected to a single absorbing node $\sigma(i) \in \bar{V}$, which has value $f_{\sigma(i)} = s_i$. Furthermore, for each edge $(i, j) \in \bar{E}$, we have $w_{ij} = w > 0$, namely, all edges to absorbing nodes have the same weight. In this case, the invariant becomes

$$(7.4) \quad g(\mathbf{z}) = \sum_{i \in V} z_i = \sum_{i \in V} s_i.$$

As already discussed in Section 7, Equation (7.4) has the following implications.

- (i) Regarding the problem I-CAMPAIGN, that is, when we ask to maximize $g(\mathbf{z})$ by modifying only the internal opinion values s_i , it is easy to see that the maximum increase occurs when selecting the k smallest values s_i and setting them to 1. This observation motivates the algorithm **Min-S** described in Section 5.
- (ii) Consider the following problem: We want to maximize $g(\mathbf{z})$ by only adding or removing edges in the social graph and without modifying any of the values s_i or z_i . Equations (C.3) and (7.4) provide an expression for $g(\mathbf{z})$ that is independent on the structure of the graph defined by the edges in E_U , and thus, show that it is not possible to change $g(\mathbf{z})$ by adding or removing edges.