

SMM J04135+10277:  
 A CANDIDATE EARLY-STAGE “WET-DRY” MERGER OF TWO MASSIVE GALAXIES AT  $Z=2.8$

DOMINIK A. RIECHERS<sup>1,2</sup>

*draft version July 11, 2021, accepted for publication in the Astrophysical Journal Letters*

ABSTRACT

We report interferometric imaging of CO( $J=3\rightarrow 2$ ) emission toward the  $z=2.846$  submillimeter-selected galaxy SMM J04135+10277, using the Combined Array for Research in Millimeter-wave Astronomy (CARMA). SMM J04135+10277 was previously thought to be a gas-rich, submillimeter-selected quasar, with the highest molecular gas mass among high- $z$  quasars reported in the literature. Our maps at  $\sim 6\times$  improved linear resolution relative to earlier observations spatially resolve the emission on  $\sim 1.7''$  scales, corresponding to a (lensing-corrected) source radius of  $\sim 5.2$  kpc. They also reveal that the molecular gas reservoir, and thus, likely the submillimeter emission, is not associated with the host galaxy of the quasar, but with an optically faint gas-rich galaxy at  $5.2''$ , or 41.5 kpc projected distance from the active galactic nucleus (AGN). The obscured gas-rich galaxy has a dynamical mass of  $M_{\text{dyn}} \sin^2 i = 5.6 \times 10^{11} M_{\odot}$ , corresponding to a gas mass fraction of  $\sim 21\%$ . Assuming a typical  $M_{\text{BH}}/M_{\star}$  ratio for  $z \gtrsim 2$  quasars, the two galaxies in this system have an approximate mass ratio of  $\sim 1.9$ . Our findings suggest that this quasar-starburst galaxy pair could represent an early stage of a rare major, gas-rich/gas-poor (“wet-dry”) merger of two massive galaxies at  $z=2.8$ , rather than a single, gas-rich AGN host galaxy. Such systems could play an important role in the early buildup of present-day massive galaxies through a submillimeter-luminous starburst phase, and may remain hidden in larger numbers among rest-frame far-infrared-selected quasar samples at low and high redshift.

*Subject headings:* galaxies: active — galaxies: starburst — galaxies: formation — galaxies: high-redshift — cosmology: observations — radio lines: galaxies

1. INTRODUCTION

Studies of gas- and dust-rich, starbursting AGN host galaxies out to cosmological distances are important to better understand the connection between supermassive black hole and stellar bulge growth in galaxies that gives rise to the present-day  $M_{\text{BH}}-M_{\text{bulge}}$  relation (Magorrian et al. 1998; Häring & Rix 2004). A particularly important cosmic epoch for these studies is the redshift range  $2 \lesssim z \lesssim 3$  where most of the growth of stellar and black hole mass in galaxies occurs, i.e., where the volume densities of both cosmic star formation and AGN activity peak (e.g., Magnelli et al. 2009; Richards et al. 2006).

It has recently been found that the dynamical masses of some of the most distant quasars at  $z > 4$  appear to be too small to host stellar components as expected from the local  $M_{\text{BH}}-M_{\text{bulge}}$  relation, and that the available gas masses are too small to produce a sufficient amount of stars to approach this relation (e.g., Walter et al. 2004; Riechers et al. 2008a, 2008b). Thus, these galaxies appear to require a source of external gas supply (or stars) to assemble sufficient stellar mass by  $z=0$  to approach the local  $M_{\text{BH}}-M_{\text{bulge}}$  relation. This gas supply could either be due to accretion of gas through cold streams (e.g., Dekel et al. 2009), or due to gas-rich, gas-rich (“wet-wet”) or gas-rich, gas-poor (“wet-dry”) mergers with massive and/or gas-rich galaxies (e.g., Springel et al. 2005).

Examples of the latter may be found among high-redshift, submillimeter-selected quasars. A strong submillimeter detection is suggestive of a large amount of warm dust heated by young stars formed at high rates (e.g., Isaak et al. 2002). Follow-up observations of the molecular interstellar medium (ISM) in these galaxies, typically through the detection of CO lines, are important to measure the mass of the ISM that constitutes the reservoir for star formation, and to confirm that the starburst and gas are at the same redshift as the AGN (e.g., Coppin et al. 2008).

A particularly interesting submillimeter-selected quasar was found in the field of the  $z=0.088$  galaxy cluster Abell 478, SMM J04135+10277 at  $z=2.837 \pm 0.003$  (Knudsen et al. 2003). The source was identified in 450 and 850  $\mu\text{m}$  observations with the JCMT/SCUBA instrument, revealing high submillimeter fluxes of  $25 \pm 2.8$  and  $55 \pm 17$  mJy, respectively, which suggest a total infrared luminosity of  $(2.9 \pm 0.5) \times 10^{13} L_{\odot}$ . Subsequent interferometric CO( $J=3\rightarrow 2$ ) observations at  $15'' \times 11''$  resolution and single-dish CO( $J=1\rightarrow 0$ ) observations revealed a massive molecular gas reservoir at  $z=2.846 \pm 0.002$ , consistent with both the redshift and position of the quasar within the relative uncertainties (Hainline et al. 2004; Riechers et al. 2011a). None of these past studies offered sufficient spatial resolution to spatially resolve and/or precisely locate the CO or submillimeter continuum emission.

We here report higher spatial resolution CO( $J=3\rightarrow 2$ ) observations with CARMA to determine the size and dynamical mass of the molecular gas reservoir. We use a concordance, flat  $\Lambda$ CDM cosmology throughout, with

<sup>1</sup> Astronomy Department, California Institute of Technology, MC 249-17, 1200 East California Boulevard, Pasadena, CA 91125, USA

<sup>2</sup> Astronomy Department, Cornell University, 220 Space Sciences Building, Ithaca, NY 14853, USA; dr@astro.cornell.edu

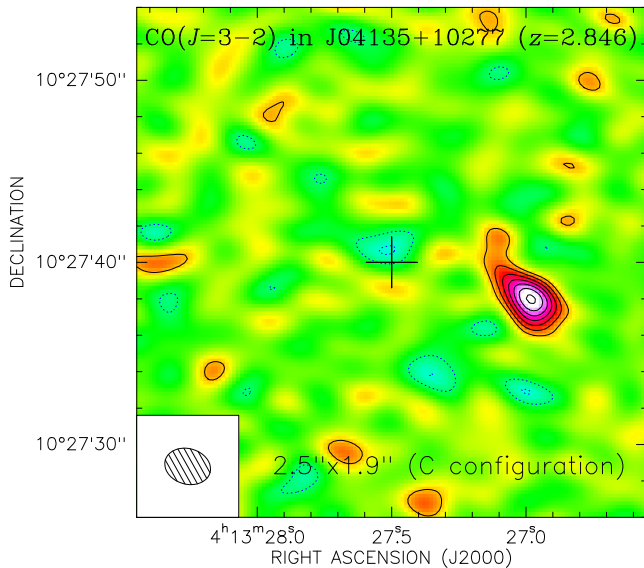


FIG. 1.— CARMA CO( $J=3\rightarrow 2$ ) map of SMM J04135+10277 over the central  $765 \text{ km s}^{-1}$ . Contours are shown in steps of  $1\sigma=0.555 \text{ mJy beam}^{-1}$ , starting at  $\pm 2\sigma$ . The cross indicates the pointing center. The synthesized beam size is shown in the lower left corner.

$H_0=71 \text{ km s}^{-1} \text{ Mpc}^{-1}$ ,  $\Omega_M=0.27$ , and  $\Omega_\Lambda=0.73$  (Spergel et al. 2003, 2007).

## 2. OBSERVATIONS

We observed the CO( $J=3\rightarrow 2$ ) transition line ( $\nu_{\text{rest}} = 345.7959899 \text{ GHz}$ , redshifted to  $89.911 \text{ GHz}$ , or  $3.33 \text{ mm}$ ) towards SMM J04135+10277, using CARMA. A total bandwidth of  $3.7 \text{ GHz}$  ( $\sim 12,400 \text{ km s}^{-1}$ ; at  $5.208 \text{ MHz}$  resolution) was used to cover the CO( $J=3\rightarrow 2$ ) line and the underlying  $3.33 \text{ mm}$  (rest-frame  $870 \mu\text{m}$ ) continuum emission. Observations were carried out under good  $3 \text{ mm}$  weather conditions for 3 tracks in C configuration ( $18\text{--}367 \text{ m}$  baselines, which corresponds to probing spatial scales of  $1.5''\text{--}31''$ , or  $11\text{--}250 \text{ kpc}$ ) on 2012 February 25, 29, and March 12. This resulted in  $6.3 \text{ hr}$  of 15 antenna-equivalent on-source time after discarding unusable visibility data. The nearby source 3C120 was observed every 15 minutes for pointing, amplitude and phase calibration. Fluxes were bootstrapped relative to Mars. The bright nearby calibrators 3C84 and J0423–013 were observed for bandpass calibration, yielding  $\sim 15\%$  calibration accuracy.

The MIRIAD package was used for data reduction and analysis. All data were mapped using the CLEAN algorithm with ‘natural’ weighting, resulting in a synthesized beam size of  $2.5'' \times 1.9''$ . The final rms is  $0.55 \text{ mJy beam}^{-1}$  over  $229.2 \text{ MHz}$  (corresponding to  $765 \text{ km s}^{-1}$ ), and  $1.8 \text{ mJy beam}^{-1}$  over  $20.8 \text{ MHz}$  ( $69 \text{ km s}^{-1}$ ).

## 3. RESULTS

We have detected and spatially resolved strong CO( $J=3\rightarrow 2$ ) emission toward SMM J04135+10277 (Fig. 1). CO emission is detected in each of the tracks individually at the same position. By fitting an elliptical, two-dimensional Gaussian to the  $u-v$  data, we find a source size of  $1.66'' \pm 0.40''$  along its major axis, corresponding to  $13.2 \pm 3.2 \text{ kpc}$  at  $z=2.846$ . The source remains unresolved down to  $\lesssim 1.2''$  ( $\lesssim 9.5 \text{ kpc}$ ) along its minor axis. From fitting a four-parameter Gaussian to

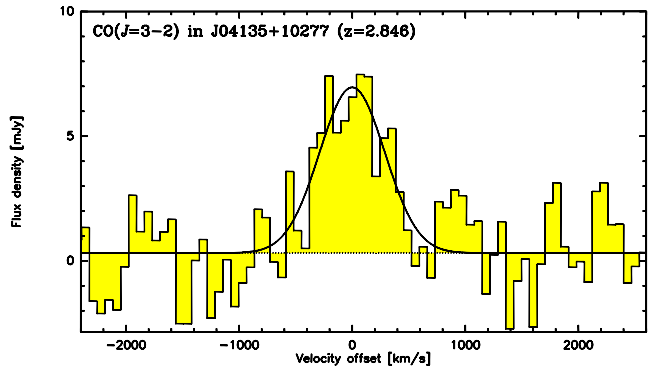


FIG. 2.— Spectrum of CO( $J=3\rightarrow 2$ ) emission toward SMM J04135+10277. The spectrum (histogram) is shown at  $20.8 \text{ MHz}$  ( $69 \text{ km s}^{-1}$ ) resolution. The solid curve indicates a Gaussian fit to the spectrum.

the spectrum of the CO( $J=3\rightarrow 2$ ) line emission (Fig. 2), we measure a line peak flux of  $6.6 \pm 0.9 \text{ mJy}$  at a FWHM velocity width of  $679 \pm 120 \text{ km s}^{-1}$ . Within the relative uncertainties, the line width is consistent with that measured in the CO( $J=1\rightarrow 0$ ) line ( $505 \pm 75 \text{ km s}^{-1}$ ; Riechers et al. 2011a), and marginally consistent with a previous measurement of the CO( $J=3\rightarrow 2$ ) line at lower significance ( $340 \pm 120 \text{ km s}^{-1}$ ; Hainline et al. 2004). Our measurements correspond to an integrated CO( $J=3\rightarrow 2$ ) line flux of  $4.78 \pm 0.67 \text{ Jy km s}^{-1}$ , and a CO( $J=3\rightarrow 2$ )/CO( $J=1\rightarrow 0$ ) brightness temperature ratio of  $r_{31}=0.82 \pm 0.15$ . The Gaussian peaks at a redshift of  $z_{\text{CO}}=2.8458 \pm 0.0006$ , consistent with previous estimates within the errors. We marginally detect the underlying  $3.33 \text{ mm}$  continuum emission at a level of  $0.31 \pm 0.17 \text{ mJy}$ .

The CO( $J=3\rightarrow 2$ ) emission peaks at a position of  $\alpha=04^{\text{h}}13^{\text{m}}26^{\text{s}}.989 \pm 0''.11$ ,  $\delta=+10^{\circ}27'37''.89 \pm 0''.12$ . The  $i$ -band position of the quasar as determined from a *Hubble Space Telescope* WFPC2 F814W image obtained from the Hubble Legacy Archive<sup>3</sup> is  $\alpha=04^{\text{h}}13^{\text{m}}27^{\text{s}}.28$ ,  $\delta=+10^{\circ}27'40''.77$ . Thus, the molecular gas reservoir is spatially offset by  $5.2''$ , or  $41.5 \text{ kpc}$ , from the AGN position (Fig. 3). There is no evidence for any rest-frame  $\sim 210 \text{ nm}$  emission at the position of the CO emission. *Spitzer Space Telescope* IRAC  $3.6\text{--}8.0 \mu\text{m}$  images obtained from the Spitzer Heritage Archive<sup>4</sup> reveal a faint counterpart to the CO-emitting galaxy at rest-frame near-infrared wavelengths ( $0.9\text{--}2.1 \mu\text{m}$ ; Fig. 4). Its rest-frame near-infrared spectrum appears to be flatter than that of the quasar, consistent with a dust-obscured star-forming galaxy and the lack of a strong active galactic nucleus component. There is no evidence for any CO or continuum emission at the position of the quasar. Assuming a line FWHM of  $400 \text{ km s}^{-1}$ , we derive a  $3\sigma$  upper limit of  $0.9 \text{ Jy km s}^{-1}$  for the CO( $J=3\rightarrow 2$ ) line flux of the quasar host galaxy. This corresponds to  $<20\%$  of the CO( $J=3\rightarrow 2$ ) line flux of the submillimeter source. We also derive a  $3\sigma$  upper limit of  $0.4 \text{ mJy}$  for the  $3.33 \text{ mm}$  continuum emission at the position of the quasar.

## 4. ANALYSIS

To account for a small amount of gravitational magnification by the foreground galaxy cluster, we will adopt a lensing magnification factor of  $\mu_{\text{L}}^{\text{QSO}}=1.3$  for the ac-

<sup>3</sup> <http://hla.stsci.edu>

<sup>4</sup> <http://sha.ipac.caltech.edu>

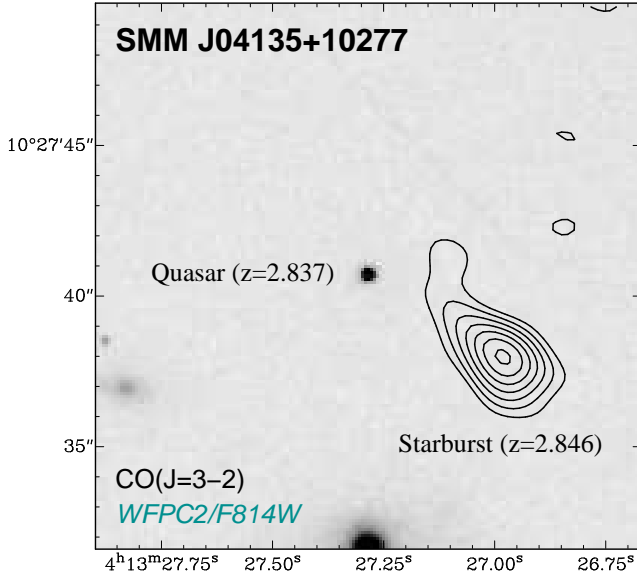


FIG. 3.— Overlay of CO( $J=3\rightarrow2$ ) emission (contours) toward SMM J04135+10277 on a *Hubble Space Telescope* WFC2 F814W image (rest-frame  $\sim 210$  nm). The CO emission is spatially offset by  $5.2''$  from the position of the optical quasar. No optical emission is detected at the position of the CO emission.

tive galactic nucleus (as determined by Knudsen et al. 2003), and of  $\mu_L^{\text{CO}} = 1.6 \pm 0.5$  for the molecular gas and far-infrared continuum emission (as determined using the CO  $J=1\rightarrow0$  line luminosity and FWHM from Riechers et al. 2011a and a  $\mu_L - L'_{\text{CO}(1-0)} - dv_{\text{FWHM}}$  scaling relation for submillimeter-selected galaxies; Harris et al. 2012) in the following. We further adopt the gas mass determined by Riechers et al. (2011a) based on the CO( $J=1\rightarrow0$ ) line luminosity, but scaled to our updated lensing magnification factor. This suggests  $M(\text{H}_2) = 1.2 \times 10^{11} (1.6/\mu_L)^{-1} M_\odot$  (assuming a  $L'_{\text{CO}(1-0)} - M(\text{H}_2)$  conversion factor of  $\alpha_{\text{CO}} = 0.8 M_\odot (\text{K km s}^{-1} \text{pc}^2)^{-1}$  for ultra-luminous infrared galaxies (ULIRGs); Downes & Solomon 1998, but also see recent discussion by Papadopoulos et al. 2012). The size estimate ( $5.2$  kpc radius; corrected by a factor of  $\mu_L^{1/2}$ ; e.g., Riechers et al. 2009) and width of the CO line suggest a dynamical mass of  $M_{\text{dyn}} \sin^2 i = 5.6 \times 10^{11} M_\odot$ .<sup>5</sup> This suggests a gas mass fraction of  $f_{\text{gas}} = M(\text{H}_2)/(M_{\text{dyn}} \sin^2 i) \simeq 21\%$ .

To determine the black hole mass of the quasar, we adopt the  $\lambda L_{5100\text{\AA}}$  luminosity determined by Knudsen et al. (2003) and the  $M_{\text{BH}} - L_{5100\text{\AA}}$  relationship determined

by Peterson et al. (2004). This suggests a black hole mass of  $M_{\text{BH}} = 1.7 \times 10^9 M_\odot$ . If the source were to follow the  $M_{\text{BH}} - M_{\text{bulge}}$  relation for nearby galaxies (Häring & Rix 2004), this would suggest  $M_{\text{bulge}} \simeq 8.2 \times 10^{11} M_\odot$ . However, Peng et al. (2006) suggest that this ratio is likely typically  $\sim 4\times$  lower at  $z \sim 2$ . In the following, we thus assume a stellar mass of  $M_\star \simeq 2 \times 10^{11} M_\odot$  for the quasar host galaxy. Approximating the total mass of the system as  $M_{\text{tot}} = M_{\text{BH}} + M_\star + M(\text{H}_2) + M_{\text{dust}} + M_{\text{DM}} \simeq 3 \times 10^{11} M_\odot$  (adopting a gas-to-dust ratio of 100, and assuming a contribution from dark matter (DM) of 25%), we find a gas fraction of  $f_{\text{gas}}^{\text{t}} = M(\text{H}_2)/M_{\text{tot}} < 8\%$  (assuming the same gas excitation as for the CO-detected galaxy).

## 5. DISCUSSION AND CONCLUSIONS

We have imaged CO( $J=3\rightarrow2$ ) emission towards the high-redshift galaxy SMM J04135+10277, using CARMA. Our observations suggest that the molecular gas reservoir previously detected towards SMM J04135+10277 is not associated with the host galaxy of the optically-detected quasar at  $z=2.837$ , but with an optically faint, gas-rich galaxy at  $z=2.846$ , separated by  $\gtrsim 40$  kpc from the active galactic nucleus. The spectral properties of the CO-emitting source are consistent with those of an optically obscured star-forming galaxy. Its CO( $J=3\rightarrow2$ )/CO( $J=1\rightarrow0$ ) brightness temperature ratio of  $r_{31} = 0.82 \pm 0.15$  is within the range of values observed for  $z > 2$  submillimeter-selected starburst galaxies (e.g., Riechers et al. 2011b, 2011c; Ivison et al. 2011), but higher than the values typically observed in high- $z$  disk galaxies (e.g., Dannerbauer et al. 2009; Aravena et al. 2010). Assuming no difference in CO excitation, this gas-rich companion carries at least  $5\times$  the gas mass of the quasar host galaxy.<sup>6</sup> The gas mass and gas mass fraction of the companion are comparable to those of other  $z > 2$  submillimeter galaxies (e.g., Tacconi et al. 2006; Riechers et al. 2011d). We estimate the total mass of the SMM J04135+10277 system to be  $\gtrsim 8.6 \times 10^{11} M_\odot$  (with considerable uncertainty), which may be dominated by the gas-rich companion galaxy (mass ratio of  $\sim 1.9$ ).

Gas-rich companions have been detected in other high- $z$  quasars as well, such as the  $z=4.4$  and  $4.7$  systems BRI 1335–0417 (which is already actively merging with its companion on 5 kpc scales; Riechers et al. 2008a) and BR 1202–0725 (which has a companion at 26 kpc projection; e.g., Carilli et al. 2002, 2013). However, in all examples known so far at high  $z$ , both the quasar host and companion are gas-rich. Thus, the quasar–starburst galaxy pair SMM J04135+10277 could be the first high redshift example of an early-stage gas-rich, gas-poor merger, in which the optically faint submillimeter galaxy provides the gas supply to further build up the stellar component of the quasar host.

Models of hierarchical structure formation (e.g., Springel et al. 2005) lend support to the idea that a close massive galaxy pair like SMM J04135+10277 will likely result in a major merger in which the gas-rich companion may replenish the gas supply in the quasar host (which perhaps will yield configurations similar to those

<sup>5</sup> Due to the flattening of the baryonic mass distribution in a disk, possible biases due to clumpiness of the gas, and non-circular motions of the gas, virial estimates for clumpy, disk-like galaxies may underpredict the dynamical mass by typically  $\sim 30\%$  (e.g., Daddi et al. 2010). Estimates for more complex dynamical systems likely exhibit at least comparable uncertainties, and thus, require model-based correction factors. For submillimeter-bright dusty starburst galaxies, an isotropic virial estimator is commonly adopted, which gives by a factor of  $\sim 1.5$  larger values than standard estimates for rotating disk galaxies at an average inclination (Engel et al. 2010). Adopting the isotropic virial estimator instead of the inclined disk model used here would result in a  $\sim 20\%$  larger dynamical mass relative to an edge-on configuration. Both estimators result in the same value when assuming an inclination of  $i \simeq 66^\circ$ . The uncertainties on the dynamical mass estimate, and thus,  $f_{\text{gas}}$ , amount to at least  $20\%$ – $30\%$ .

<sup>6</sup> High redshift quasar host galaxies commonly show high  $r_{31}$  of  $> 0.9$ , which may suggest an even higher ratio in gas mass (e.g., Riechers et al. 2006, 2011a).




FIG. 4.— Overlay of CO( $J=3\rightarrow 2$ ) emission (contours) toward SMM J04135+10277 on *Spitzer Space Telescope* IRAC band 1–4 images (rest-frame  $\sim 0.94\text{--}2.08\ \mu\text{m}$ ). Faint emission is detected at the position of the CO emission in all IRAC bands, with a flatter spectral slope than that of the optical quasar.

observed in nearby infrared-luminous galaxies in intermediate or late merger stages that contain both AGN and gas-rich galaxy components; e.g., Evans et al. 2002). The relatively large projected separation of  $\gtrsim 40$  kpc suggests that the two massive galaxies are likely physically related and gravitationally interacting, but cannot (yet) be considered part of a common gravitational potential. This is consistent with what is expected for a merging system in an early stage. Given the early phase in the merging process implied by this scenario, it is plausible but not unambiguous to assume that the ongoing black hole accretion in the quasar and star formation in the gas-rich companion could have been triggered by interaction.

Submillimeter-selected high redshift quasars are good candidates for transition objects from hyper-luminous infrared galaxies to optically bright quasars, linking the most intense starbursts in the universe to the most actively accreting black holes (e.g., Coppin et al. 2008; Simpson et al. 2012). This scenario would be consistent with a high redshift analogue of the ULIRG–quasar transition scenario proposed by Sanders et al. (1988). However, despite being a good candidate for a transition object initially, SMM J04135+10277 is not an example of such sources. Instead, our observations suggest that it is a good candidate for an early-stage gas-rich, gas-poor (“wet-dry”) merger<sup>7</sup> of two massive galaxies at  $z=2.8$ , and thus, a possibly more extreme high-redshift analogue to the  $z=0.3$  quasars HE 0450–2958 and J1821+643 (which were identified to not be transition objects through similar observational strategies; e.g., Papadopoulos et al. 2008; Aravena et al. 2011).

Gas-rich, gas-poor (“wet-dry”) mergers at high redshift are predicted by cosmological simulations of hierarchical structure formation (e.g., Springel et al. 2005), but successful observations of such systems are still scarce.

Based on the discovery of SMM J04135+10277 alone, it remains unclear what the incidence of such systems within submillimeter-selected quasar samples is. It however clearly motivates observations of larger samples with high-quality optical/infrared data in CO and submillimeter continuum emission at high spatial resolution. Such studies will become feasible in the near future, with the completion of both the Karl G. Jansky Very Large Array (VLA) and the Atacama Large (sub-) Millimeter Array (ALMA).

We thank the anonymous referee for a helpful report. DR acknowledges support from the National Aeronautics and Space Administration (NASA) through a Spitzer Space Telescope grant. Support for CARMA construction was derived from the G. and B. Moore Foundation, the K. T. and E. L. Norris Foundation, the Associates of the California Institute of Technology, the states of California, Illinois, and Maryland, and the NSF. Ongoing CARMA development and operations are supported by the NSF under a cooperative agreement, and by the CARMA partner universities. Based in part on observations made with the NASA/ESA Hubble Space Telescope, and obtained from the Hubble Legacy Archive, which is a collaboration between the Space Telescope Science Institute (STScI/NASA), the Space Telescope European Coordinating Facility (ST-ECF/ESA), and the Canadian Astronomy Data Centre (CAD/C/NRC/CSA). Based in part on observations made with the Spitzer Space Telescope, and obtained from the Spitzer Heritage Archive through the NASA/IPAC Infrared Science Archive, which is operated by the Jet Propulsion Laboratory, California Institute of Technology, under contract with NASA.

## REFERENCES

- Aravena, M., et al. 2010, *ApJ*, 718, 177  
 Aravena, M., Wagg, J., Papadopoulos, P. P., & Feain, I. J. 2011, *ApJ*, 737, 64  
 Carilli, C. L., et al. 2002, *AJ*, 123, 1838  
 Carilli, C. L., Riechers, D., Walter, F., Maiolino, R., Wagg, J., Lentati, L., McMahon, R., & Wolfe, A. 2013, *ApJ*, 763, 120  
 Coppin, K., et al. 2008, *MNRAS*, 389, 45  
 Daddi, E., et al. 2010, *ApJ*, 713, 686  
 Dannerbauer, H., Daddi, E., Riechers, D. A., Walter, F., Carilli, C. L., Dickinson, M., Elbaz, D., & Morrison, G. E. 2009, *ApJ*, 698, L178  
 Dekel, A., et al. 2009, *Nature*, 457, 451  
 Downes, D., & Solomon, P. M. 1998, *ApJ*, 507, 615  
 Engel, H., et al. 2010, *ApJ*, 724, 233  
 Evans, A. S., Mazzarella, J. M., Surace, J. A., & Sanders, D. B. 2002, *ApJ*, 580, 749  
 Häring, N., & Rix, H.-W. 2004, *ApJ*, 604, L89  
 Hainline, L. J., Scoville, N. Z., Yun, M. S., Hawkins, D. W., Frayer, D. T., & Isaak, K. G. 2004, *ApJ*, 609, 61  
 Harris, A. I., et al. 2012, *ApJ*, 752, 152  
 Isaak, K. G., et al. 2002, *MNRAS*, 329, 149

<sup>7</sup> We note that “dry” here refers to the fact that the companion galaxy far dominates the gas content of this system. It does not imply that there is no gas whatsoever in the host of the quasar.

- Iverson, R. J., Papadopoulos, P. P., Smail, I., Greve, T. R., Thomson, A. P., Xilouris, E. M., & Chapman, S. C. 2011, *MNRAS*, 412, 1913
- Knudsen, K. K., van der Werf, P. P., & Jaffe, W. 2003, *A&A*, 411, 343
- Magnelli, B., Elbaz, D., Chary, R. R., Dickinson, M., Le Borgne, D., Frayer, D. T., & Willmer, C. N. A. 2009, *A&A*, 496, 57
- Magorrian, J., et al. 1998, *AJ*, 115, 2285
- Papadopoulos, P. P., Feain, I. J., Wagg, J., & Wilner, D. J. 2008, *ApJ*, 684, 845
- Papadopoulos, P. P., van der Werf, P., Xilouris, E., Isaak, K. G., & Gao, Y. 2012, *ApJ*, 751, 10
- Peterson, B. M., et al. 2004, *ApJ*, 613, 682
- Peng, C. Y., et al. 2006, *ApJ*, 649, 616
- Richards, G. T., et al. 2006, *AJ*, 131, 2766
- Riechers, D. A., et al. 2006, *ApJ*, 650, 604
- Riechers, D. A., Walter, F., Carilli, C. L., Bertoldi, F., & Momjian, E. 2008a, *ApJ*, 686, L9
- Riechers, D. A., et al. 2008b, *ApJ*, 686, 851
- Riechers, D. A., Walter, F., Carilli, C. L., & Lewis, G. F. 2009, *ApJ*, 690, 463
- Riechers, D. A., et al. 2011a, *ApJ*, 739, L32
- Riechers, D. A., et al. 2011b, *ApJ*, 733, L11
- Riechers, D. A., et al. 2011c, *ApJ*, 733, L12
- Riechers, D. A., Hodge, J., Walter, F., Carilli, C. L., & Bertoldi, F. 2011d, *ApJ*, 739, L31
- Sanders, D. B., Soifer, B. T., Elias, J. H., Madore, B. F., Matthews, K., Neugebauer, G., & Scoville, N. Z. 1988, *ApJ*, 325, 74
- Simpson, J., et al. 2012, *MNRAS*, in press (arXiv:1206.4692)
- Spergel, D. N., et al. 2003, *ApJS*, 148, 175
- Spergel, D. N., et al. 2007, *ApJS*, 170, 377
- Springel, V., et al. 2005, *Nature*, 435, 629
- Tacconi, L. J., et al. 2006, *ApJ*, 640, 228
- Walter, F., et al. 2004, *ApJ*, 615, L17