

# Reconstruction and constraint of the jerk parameter from OHD and SNe Ia observations

Zhong-Xu Zhai,<sup>1</sup> Ming-Jian Zhang,<sup>1</sup> Zhi-Song Zhang,<sup>2</sup> Xian-Ming Liu,<sup>3,1</sup> and Tong-Jie Zhang<sup>4,5,\*</sup>

<sup>1</sup>*Department of Physics, Institute of Theoretical Physics,  
Beijing Normal University, Beijing, 100875, China*

<sup>2</sup>*Department of Aerospace Engineering, School of Astronautics,  
Harbin Institute of Technology (HIT), Harbin Heilongjiang, 150001, China*

<sup>3</sup>*Department of Physics, Hubei University for Nationalities, Enshi Hubei, 445000, China*

<sup>4</sup>*Department of Astronomy, Beijing Normal University, Beijing, 100875, China*

<sup>5</sup>*Center for High Energy Physics, Peking University, Beijing, 100871, China*

Compared with the plentiful researches of the Hubble parameter and the deceleration factor, the third time derivative of the scale factor  $a(t)$  in the FRW cosmology, namely, the jerk parameter  $j$  still remains less attention. In order to study the properties of  $j$ , we propose several kinds of parameterizations of  $j(z)$  as a function of the redshift  $z$ . By setting the standard  $\Lambda$ CDM model as the fiducial model, we constrain the jerk models by the use of observational Hubble parameter data (OHD) and Type Ia Supernovae (SNe) observations. We find that the perturbation of  $j(z)$  favors a nearly zero value and the  $\Lambda$ CDM is well accommodated by the jerk reconstruction. We also compare the powers of OHD and SNe in constraining the jerk models and find that the newly released OHD measurement at  $z = 2.3$  can improve the constraint significantly, even tighter and more strict than the SNe one. Moreover, we calculate the deceleration factor and  $Om(z)$  diagnostic of the jerk models, and find that the universe is indeed undergoing an accelerated expansion phase following the matter-dominated one, which is in well consistent with the popular supported model by observation.

PACS numbers: 98.80.Es, 95.36.+x

## I. INTRODUCTION

One of the most important discoveries of the modern cosmology is the accelerated expansion of the universe. This phenomena was first discovered by the type Ia supernovae observations [1–3], and later supported by the measurements of the cosmic microwave background (CMB) [4, 5], the baryon acoustic oscillation (BAO) [6, 7] and so on. Now after more than a decade, this phenomenon has been accepted widely. As pointed out in Ref.[8], the question concerning this is no longer whether the universe is accelerating, but why.

In order to give a reasonable explanation to this scenario, a great variety of attempts have been done. These attempts include the dark energy models which involve the introduction of exotic matter sources and the modified gravity models which relates to the changes of the geometry of the spacetime [9]. Although these models can solve some problems and fit some observational data, they also suffer some difficulties. For example, the standard  $\Lambda$ CDM model is considered to be the simplest and most natural one which shows great consistence with the observational data. In this model, the cosmological constant  $\Lambda$  is considered to be the dark energy component of the universe. However, this model is also challenged by the fine-tuning problem and the coincidence problem. So the attempts of explaining the accelerated expansion

is still continued and the new models are being proposed [10–13].

In order to obtain more information of the evolutionary behavior of the universe, we study the time derivatives of the scale factor  $a(t)$  with respect to the redshift  $z$  in the frame of a FRW universe, such as the Hubble parameter  $H = \dot{a}/a$ , the deceleration parameter  $q = -\ddot{a}/(aH^2)$  and so on. As a direct indication of the decelerated/accelerated expansion, the parameter  $q$  has been studied from both the observational and theoretical views, including the constraints from the observational data, the analysis of a particular model, or the reconstruction with some statistical methods such as the Principle Component Approach (PCA) and so on [14–20]. As a higher order derivative of the scale factor, the jerk parameter  $j = -\ddot{a}/(aH^3)$  is related to the third time derivative of  $a$  [21, 22]. It is a measurement of the variation of  $q$  and can be used as an indication to predict the future of the universe. For example, in  $\Lambda$ CDM cosmology,  $j_\Lambda = -1$  implies that the universe will continue to expand with an acceleration because of the cosmological constant. Except that, the jerk parameter  $j$  is also applied in the statefinder diagnostic to discriminate different dark energy or modified gravity models [23–27]. Although the single  $j$  can not identify some particular models such as  $\Lambda$ CDM and Einstein de-Sitter models, the combination with  $q$  can comprise an identification in a wider range. Compared with the plentiful literatures of the research of  $q$ , currently the jerk parameter has not been fully explored [28–34]. It is therefore natural to study the jerk parameter because of its importance in

---

\*Electronic address: tjzhang@bnu.edu.cn

cosmology.

On the other hand, numerous works show that our current universe can be well depicted by the standard  $\Lambda$ CDM model [35–37]. Thus, it is reasonable to assume  $j(z=0) = -1$  in the jerk parameterizations which can simplify our calculation significantly. Based on this assumption, we can parameterize  $j(z)$  with fewer complexity but physically accepted. With the help of the observational data, we can test the variation of  $j(z)$  in the past and the corresponding deviation from  $\Lambda$ CDM model. The results can give us the impression if the universe in the past was strictly the standard model or not.

In our work, we present the constraints of  $j$  using the latest Union 2.1 supernovae data (SNe) [38, 39] and the observational Hubble parameter data (OHD). As the two widely used measurements at low redshift, SNe and OHD have been applied in dozens of cosmological researches [40–56]. The comparisons between them were also discussed deeply and widely [57–60]. Therefore, we also compare the powers of SNe and OHD in constraining the models of jerk parameterizations and analyze the differences between them.

Our paper is organized as follows: In Sec. II, We present the basic formulas of the kinematical models and the reconstruction of jerk parameter. In Sec.III, we present the constraints by use of SNe and OHD data sample. Our discussions and conclusions are shown in Sec.IV.

## II. KINEMATICAL MODELS AND THE CONSTRAINTS

### A. Reconstruction of $j(z)$

Let's start with the Friedmann-Robertson-Walker (FRW) metric which describes a homogenous and isotropic universe

$$ds^2 = dt^2 - a^2(t) \left[ \frac{dr^2}{1 - kr^2} + r^2 d\Omega \right], \quad (1)$$

where  $k$  is the spatial curvature and for simplicity, we hereafter will assume it to be zero, namely, our calculation will be carried out in a spatial flat FRW universe [5]. And the function  $a(t)$  is the scale factor and its current value is always set to be unity, therefore the time recording of the history of the universe can be represented by the redshift  $z$  through the relation  $a = (1+z)^{-1}$ .

As mentioned in the preceding section, the time derivatives of  $a$  and their relations are defined as

$$H(z) \equiv \frac{\dot{a}}{a}, \quad (2)$$

$$q(z) \equiv -\frac{1}{H^2} \frac{\ddot{a}}{a} = \frac{1}{2}(1+z) \frac{[H(z)^2]'}{H(z)^2} - 1, \quad (3)$$

$$j(z) \equiv -\frac{1}{H^3} \frac{\ddot{a}}{a} = -\left[ \frac{1}{2}(1+z)^2 \frac{[H(z)^2]''}{H(z)^2} - (1+z) \frac{[H(z)^2]'}{H(z)^2} + 1 \right] \quad (4)$$

where the prime denotes the derivative with respect to the redshift  $z$ .

Within the assumption of a constant  $j(z)$ , Eq.(4) is a kind of Euler equation and can be solved as

$$H^2(z) = \tilde{C}_1(1+z)^{\alpha_+} + \tilde{C}_2(1+z)^{\alpha_-}, \quad (5)$$

where

$$\alpha_{\pm} = \frac{3 \pm \sqrt{1-8j}}{2}, \quad (6)$$

and  $\tilde{C}_1$  and  $\tilde{C}_2$  are arbitrary constants. This solution gives a constraint of  $j < 0.125$ . With the redefinition of  $C_{1,2} = \tilde{C}_{1,2}/H_0^2$ , where the subscript '0' stands for the current value of a quantity, the expansion factor of the FRW cosmology can be written as

$$E(z) = \frac{H(z)}{H_0} = (C_1(1+z)^{\alpha_+} + C_2(1+z)^{\alpha_-})^{\frac{1}{2}}. \quad (7)$$

Also by the use of the definition of the expansion factor  $E(z) = H(z)/H_0$ , we can substitute  $E(z)$  into Eq.(4) and replace  $H(z)$  without any essential change.

In order to determine the constants appeared in Eq.(7) and their physical meanings in the solution, we can apply a particular cosmological model as a reference. For a  $\Lambda$ CDM cosmology, we have  $j = -1$  and Eq.(7) becomes

$$E(z) = (C_1(1+z)^3 + C_2)^{\frac{1}{2}}. \quad (8)$$

It is clear that  $C_1$  becomes the matter term  $\Omega_{m0}$  (including the ordinary matter and the dark matter) and  $C_2$  represents the cosmological constant term  $\Omega_{\Lambda}$ . However, we should notice that this correspondence is just valid in the frame of the  $\Lambda$ CDM model. We can not say for sure the explicit relationship between  $C_1$ ,  $C_2$  and  $\Omega_{m0}$ ,  $\Omega_{\Lambda}$ . But the approximation of  $\Lambda$ CDM model is a proper reference for us to find the real meaning of the parameters  $C_1$  and  $C_2$ . Additionally, the current value of Eq.(7) gives a constraint condition

$$C_1 + C_2 = 1. \quad (9)$$

We notice that the assumption of  $j = \text{constant}$  leads Eq.(4) to a homogeneous Euler equation which can be seen more obviously under the variable substitutions:

$$(1+z) \rightarrow x, \quad H^2 \rightarrow y(x). \quad (10)$$

This result provides us the possibility to test the deviation of  $j(z)$  from -1 or other value in the past. But this condition is dependent on the functional form of  $j(z)$ . Similarly as the methods studying the properties of the

interaction between dark energy and dark matter by assuming some phenomenological models [61], one possible proposal in reconstructing jerk is

$$j(z) = j_0 + j_1 \frac{f(z)}{E^2(z)}, \quad (11)$$

where  $j_0$  and  $j_1$  are constants needed to be constrained while  $f(z)$  is an arbitrary function of redshift  $z$ , the different choices of it can lead to different reconstruction of  $j(z)$ . The assumption has several advantages in our calculation. Firstly, it can lead Eq.(4) analytically solvable under some simple forms of  $f(z)$ . Secondly, it can also make Eq.(4) more symmetric by satisfying both sides of the equation comprised by a constant term plus a  $E^{-2}$  term.

The simplest form of  $f(z)$  is perhaps the linear form which can be written as  $f(z) = z$ , and this is the first order of the linear expansion of  $f(z)$ . Moreover, inspired by reconstructing the equation of state (EoS) of the dark energy, we propose another model similarly as the CPL parameterizations [62, 63]

$$f(z) = (1 - a) = \frac{z}{1 + z}. \quad (12)$$

To be more general, we can also apply some functions which are different from the above. We choose the similar JBP [64] (in reconstructing the EoS of dark energy) and the logarithmic model. To sum up, we apply four models of  $f(z)$  in our calculation. Moreover, as mentioned in the previous section, the current universe can be well described by the standard  $\Lambda$ CDM model  $j = -1$ . Therefore, we can apply this constraint condition in the calculation, and the functions of  $j(z)$  can be summarized as

$$\text{Model I} \quad j(z) = -1 + j_1 \frac{z}{E^2(z)} \quad (13)$$

$$\text{Model II} \quad j(z) = -1 + j_1 \frac{z}{1+z} \frac{1}{E^2(z)} \quad (14)$$

$$\text{Model III} \quad j(z) = -1 + j_1 \frac{z}{(1+z)^2} \frac{1}{E^2(z)} \quad (15)$$

$$\text{Model IV} \quad j(z) = -1 + j_1 \frac{\ln(1+z)}{E^2(z)}. \quad (16)$$

Substituting these equations into Eq.(4), we can obtain the solutions of  $E(z)$

$$\text{Model I} \quad E^2(z) = \frac{1}{3}C_1(1+z)^3 + C_2 + j_1(1+z) - \frac{2}{3}j_1 \ln(1+z) \quad (17)$$

$$\text{Model II} \quad E^2(z) = \frac{1}{3}C_1(1+z)^3 + C_2 + \frac{j_1}{2(1+z)} + \frac{2}{3}j_1 \ln(1+z) \quad (18)$$

$$\text{Model III} \quad E^2(z) = \frac{1}{3}C_1(1+z)^3 + C_2 + \frac{j_1}{5(1+z)^2} - \frac{j_1}{2(1+z)} \quad (19)$$

$$\text{Model IV} \quad E^2(z) = \frac{1}{3}C_1(1+z)^3 + C_2 + \frac{2}{9}j_1 \ln(1+z) + \frac{1}{3}j_1 \ln^2(1+z). \quad (20)$$

The coefficients  $C_1$  and  $C_2$  arise from the process of solving Eq.(4) which is a differential equation of second order. Another constraint condition that  $E(z=0) = 1$  gives a relationship between the constants  $C_1$ ,  $C_2$  and  $j_1$

$$\text{Model I} \quad C_2 = 1 - j_1 - \frac{1}{3}C_1 \quad (21)$$

$$\text{Model II} \quad C_2 = 1 - \frac{j_1}{2} - \frac{1}{3}C_1 \quad (22)$$

$$\text{Model III} \quad C_2 = 1 + \frac{3}{10}j_1 - \frac{1}{3}C_1 \quad (23)$$

$$\text{Model IV} \quad C_2 = 1 - \frac{1}{3}C_1 \quad (24)$$

Thus each model above has two free parameters ( $C_1, j_1$ ) needed to be constrained by the observational data.

## B. Observational data

The first observational data sample used in our calculation is the measurements of Type Ia Supernovae (SNe Ia). This kind of observation plays an important role in discovering the accelerated expansion of the universe. Its application in constraining the cosmological models comes from the distance modulus which is defined as

$$\mu(z) = 5 \log(d_L / \text{Mpc}) + 25, \quad (25)$$

where  $d_L$  is the luminosity distance. In a spatially flat FRW universe, the luminosity distance of a cosmological source at redshift  $z$  reads as

$$d_L = (1+z) \int_0^z \frac{dz'}{H(z')}. \quad (26)$$

The parameters introduced in the model can be obtained through the  $\chi^2$  statistics. In our calculations, we choose

the marginalized nuisance parameter [65] for  $\chi^2$

$$\chi_{\text{SNe}}^2 = A - \frac{B^2}{C} \quad (27)$$

where

$$A = \sum_i \frac{[\mu_{\text{obs}}(z_i) - \mu_{\text{th}}(z_i)]^2}{\sigma_i^2}, \quad (28)$$

$$B = \sum_i \frac{[\mu_{\text{obs}}(z_i) - \mu_{\text{th}}(z_i)]}{\sigma_i^2}, \quad (29)$$

$$C = \sum_i \frac{1}{\sigma_i^2}, \quad (30)$$

where  $\sigma_i$  denotes the  $1\sigma$  uncertainty of the  $i$ th measurement. The subscripts “obs” and “th” stand for the observational and theoretical values of a variable respectively. In our work, we choose the latest Union2.1 compilation of the SNe data sample [39] which contains 580 Type Ia supernovae observations in the redshift range  $0 < z < 1.414$ .

We also adopt the observational Hubble parameter data (OHD) in our constraints. It is known that the SNe is powerful in constraining the cosmological models. However, the integration in its formula makes it hard to reflect the precise evolution of  $H(z)$ . Therefore, the fine structure of the expansion history of the universe can be well indicated by the  $H(z)$  data. It will be anticipated that OHD will give more subtle information of the universe. The measurement of OHD can be derived from the differential of redshift  $z$  with respect to the cosmic time  $t$  [66]

$$H(z) = -\frac{1}{1+z} \frac{dz}{dt}. \quad (31)$$

In this work, we use the 21  $H(z)$  measurements of Ref. [67–71] to constrain the jerk models.

The  $\chi^2$  value for the OHD can be expressed as

$$\chi_{\text{OHD}}^2 = \sum_{i=1}^{21} \frac{[H_{\text{obs}}(z_i) - H_{\text{th}}(z_i)]^2}{\sigma_i^2}. \quad (32)$$

The best-fit values of the parameters can be obtained by minimizing the above quantity. It should be noticed that there is a nuisance parameter also in the OHD constraint:  $H_0$ . Therefore, we marginalize it by using a prior  $H_0 = 74.3 \pm 2.1 \text{ km s}^{-1} \text{ Mpc}^{-1}$  [72] which contains a 2.8% systematic uncertainty.

Additionally, as the newly measurement at  $z = 2.3$  from the Baryon Acoustic Oscillation (BAO) in the Ly $\alpha$  is discovered [73], we also adopt this data in our calculation and analyze it further. For convenience, we will use the term “ $H_{2.3}$ ” in the following sections to denote this data.

### III. CONSTRAINT RESULTS

#### A. Constraints from SNe and OHD

Our constraint results are presented in Fig.1 where the  $1\sigma$ ,  $2\sigma$  and  $3\sigma$  confidence regions are shown. Also, we summarized the best-fit values and the corresponding uncertainties of the parameters in Tabel.I. From these results, we can see that the  $\Lambda$ CDM model or the  $j(z) = -1$  model is well accommodated by SNe observations. The best-fit values of  $j_1$  in four jerk models are very small which imply that the perturbation term in Eq.(13) to (16) can be ignored. Therefore, the standard  $\Lambda$ CDM model is well preferred by SNe data. However, the OHD constraints show different results. All the four jerk models indicate a tendency of deviation of the universe from the  $\Lambda$ CDM model. The best-fit values of  $j_1$  given by OHD are less than zero and can not be neglected. Moreover, these situation appears in all the four models.

However, we can hardly say that the OHD and SNe give very different constraints since the uncertainties should be taken into account. The confidence regions of these two data samples show the overlap at certain confidence level and this phenomena can be seen as a signal that the OHD and SNe can give similar constraints. In particular, the best-fit values of SNe locate in the  $1\sigma$  confidence region given by OHD. Except that, the tendencies of the confidence regions given by these two data samples are very similar. Therefore, the present results approve the previous works that the OHD can play the same role in constraining cosmological models [59, 60].

An important point worth noticing is that the differences of the powers of OHD and SNe in constraining the cosmological models. In the models of jerk parameterizations, the OHD shows that the uncertainties of the parameters are smaller than the SNe ones. Thus we may conclude that the OHD is more powerful than SNe. Because of the smaller size of OHD sample, this is quite a satisfactory phenomena. However, from the confidence regions, we see that the constraints given by OHD is not as strict as the SNe one. Except the uncertainties of the parameters, the size of the confidence region at certain level is another useful tool in evaluating the powers of observational data in constraining cosmological models. In order to compare the abilities of OHD and SNe in constraining the jerk models quantitatively, we adopt the test of Figure of Merit (FoM). Similarly, we choose the definition of FoM as the Dark Energy Task Force (DETF) used [74, 75]. The FoM is the inverse of the area of the 95.4% confidence level region  $A_{95}$  in the parameter space (the  $j_1 - C_1$  plane in our models.). Once the normalization is considered, we define FoM as [76, 77]

$$\text{FoM}_{(j_1, C_1)} \approx \frac{6.17\pi}{A_{95}}. \quad (33)$$

If the probability distribution of the parameters is Gaussian, the approximate equality in this equation becomes exact.

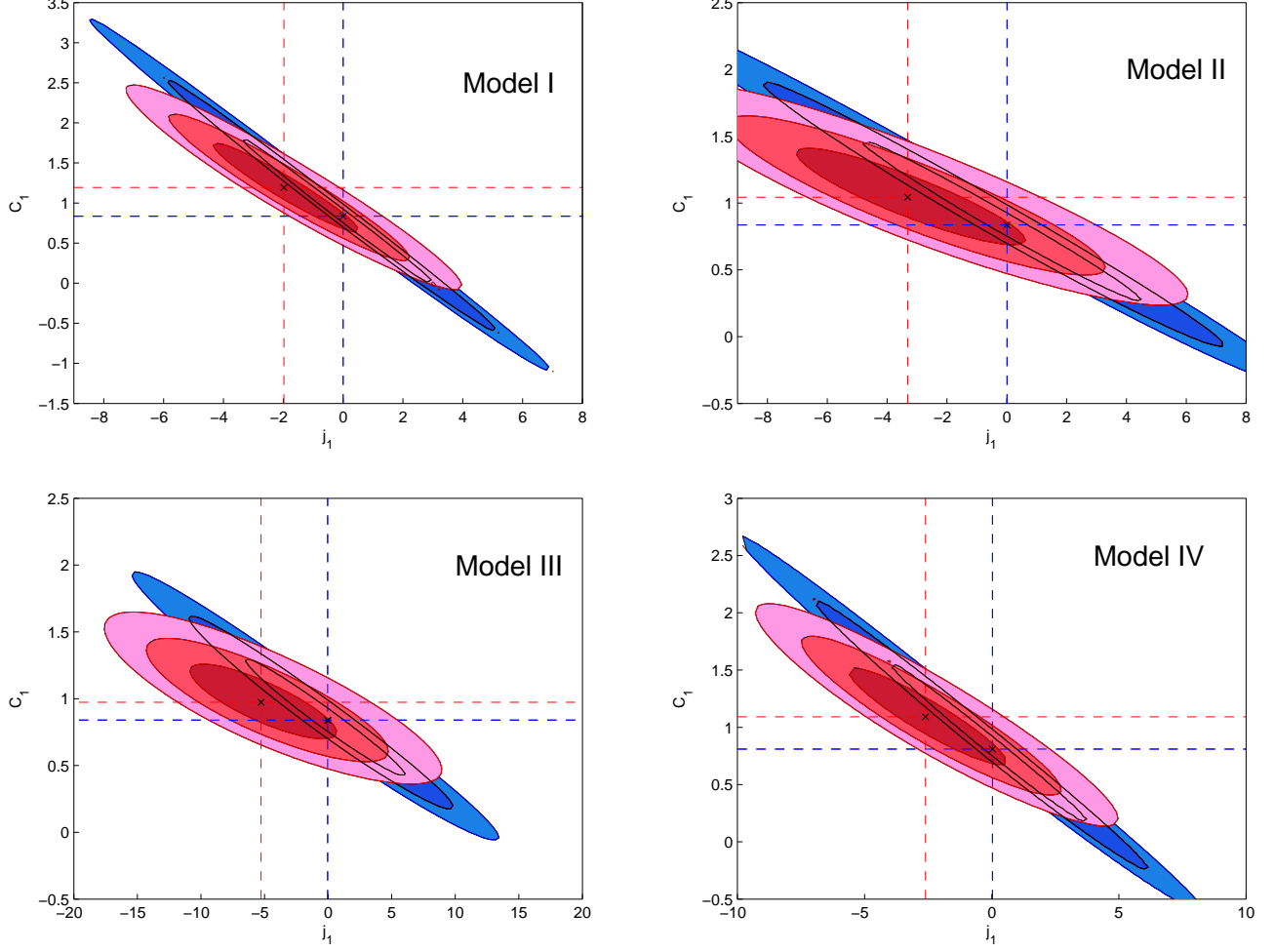


FIG. 1: The confident regions of  $(j_1, C_1)$  obtained from SNe (blue) and OHD (red) respectively. The 68.3%, 95.4% and 99.7% confidence level are presented from inner to outer. The dashed lines and the crosses stand for the best-fit values.

	data	$j_1$	$C_1$	$\chi^2_{\min}$	FoM
Model I	SNe	$0.0012 \pm 2.1376$	$0.8361 \pm 0.6041$	561.7302	7.7829
Model I	OHD	$-1.9746 \pm 1.6255$	$1.1940 \pm 0.3643$	20.6454	5.8160
Model I	OHD+ $H_{2.3}$	$-0.3133 \pm 0.8727$	$0.7872 \pm 0.2237$	22.2422	17.488
Model II	SNe	$0.0105 \pm 2.9596$	$0.8359 \pm 0.3733$	561.7302	5.5381
Model II	OHD	$-3.3109 \pm 2.5983$	$1.0437 \pm 0.2353$	20.4442	3.7051
Model II	OHD+ $H_{2.3}$	$-0.7685 \pm 1.5981$	$0.7756 \pm 0.0895$	22.1228	9.8872
Model III	SNe	$-0.0385 \pm 4.0287$	$0.8399 \pm 0.2711$	561.7301	4.1031
Model III	OHD	$-5.2776 \pm 3.9179$	$0.9728 \pm 0.1799$	20.2683	2.4601
Model III	OHD+ $H_{2.3}$	$-1.6069 \pm 2.6357$	$0.7677 \pm 0.0717$	21.9768	6.0180
Model IV	SNe	$0.0272 \pm 2.4452$	$0.8096 \pm 0.4138$	561.7301	6.5553
Model IV	OHD	$-2.6056 \pm 2.0610$	$1.0918 \pm 0.2752$	20.5338	4.5895
Model IV	OHD+ $H_{2.3}$	$-0.5188 \pm 1.2087$	$0.7795 \pm 0.1014$	22.1810	12.9475

TABLE I: The constraint results obtained in this paper, including the best-fit values with  $1\sigma$  errors of the parameters and the FoM of four jerk parameterizations.

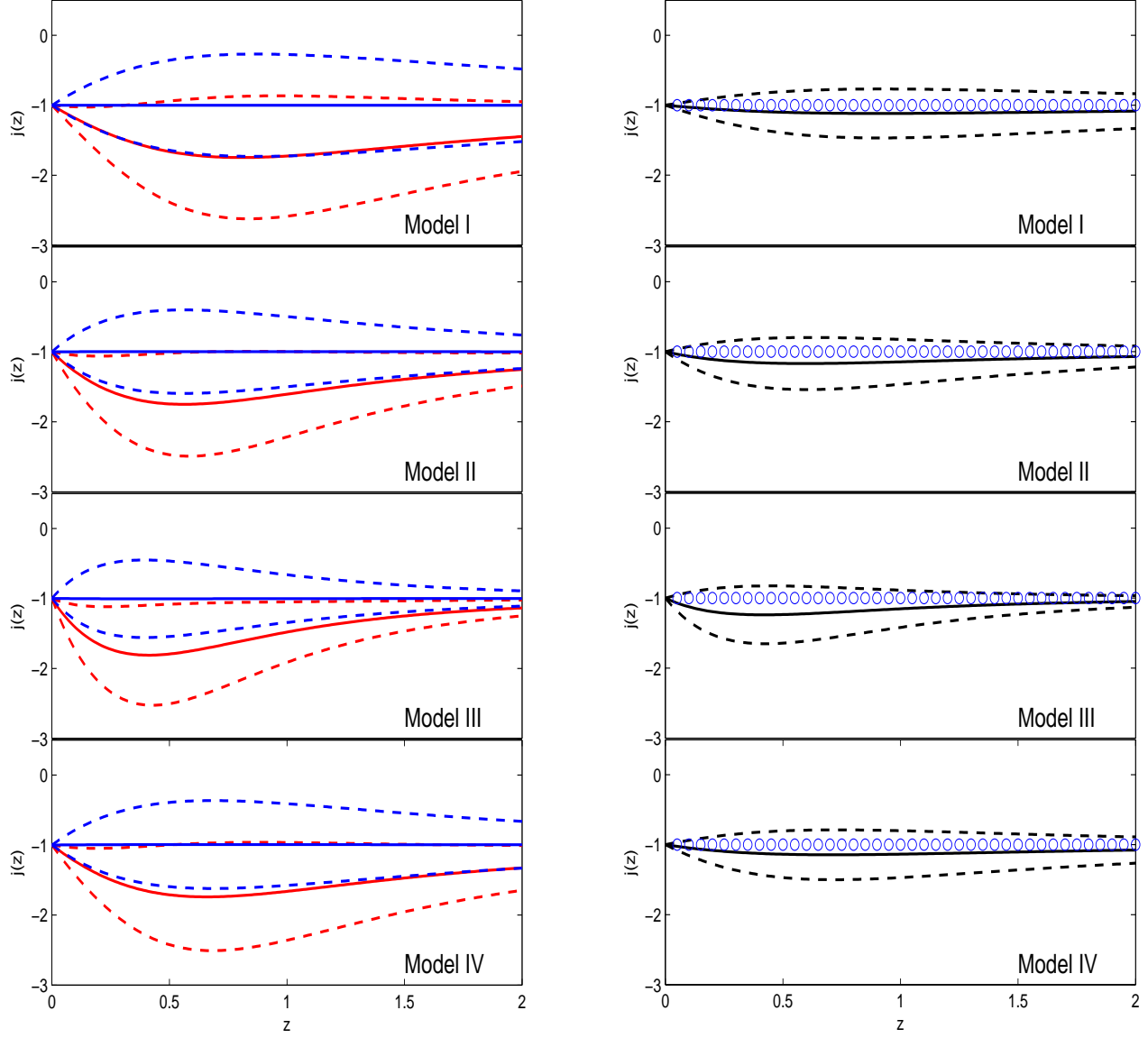


FIG. 2: The reconstruction of jerk parameter. *Left*: The blue and red solid lines represent the best-fit curves of SNe and OHD respectively, while the dashed lines stand for the  $1\sigma$  error. *Right*: The results obtained from OHD+H<sub>2.3</sub> including the best-fit value and  $1\sigma$  error. The circles stand for  $j(z) = -1$  line.



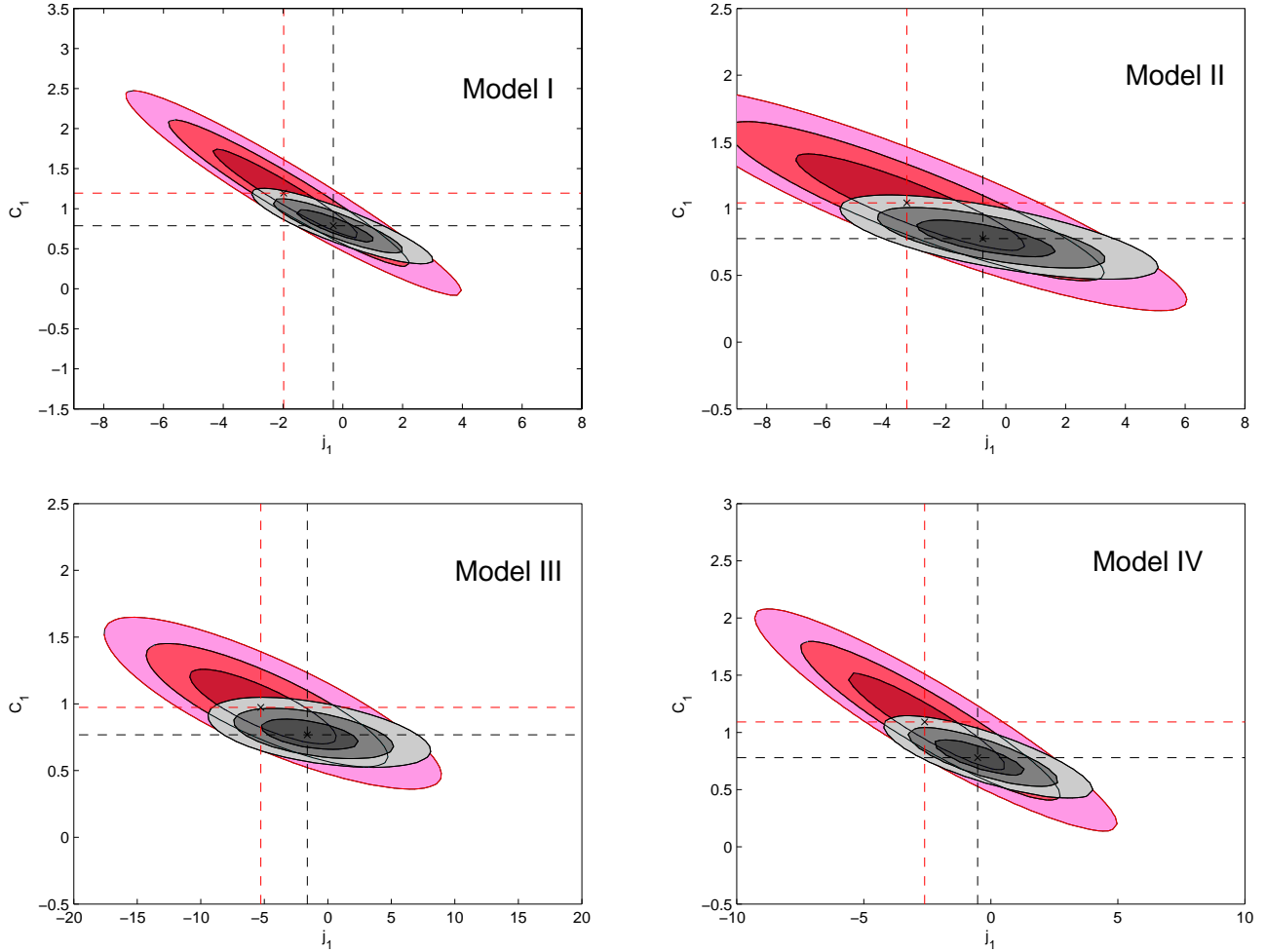


FIG. 3: The same as Fig.(1) but for OHD (red) and OHD+ $H_{2.3}$  (gray) respectively.

The FoM results are summarized in the rightmost column of Table.I. We find that the FoM test does not approve the above conjecture that OHD is superior than SNe. The FoM of SNe is about 1.5 times the OHD ones. Thus the constraints in all the four models show that SNe can give more strict and tight constraints than OHD. We can conclude that the SNe data give both larger uncertainties of the parameters and strict constraint. This seems to be paradoxical but in fact not. Because it reflects that the correlations of the parameters given by OHD is weaker than SNe gives. In other words, the parameters in OHD are more independent between each other [78].

The reconstructions of  $j(z)$  of the jerk models are plotted in the left panel of Fig.2. The curves show the above discussions obviously. The SNe data strongly favor the  $\Lambda$ CDM model, while the OHD prefers a deviation. Once the uncertainties are considered, this deviation disappeared. The curve of standard  $\Lambda$ CDM model evolves almost along the boundary of the  $1\sigma$  confidence level.

### B. The addition of $H_{2.3}$

Recently, the newly OHD measurement at  $z = 2.3$  from the BAO in Ly $\alpha$  was discovered with the value of  $H(z = 2.3) = 224 \pm 8 \text{ km s}^{-1} \text{ Mpc}^{-1}$  [73]. This measurement has been used in constraining cosmological models [79] and shows that the addition of it can provide restrictive constraint. In particular, the constraints are tighter than those from SNe data [79]. This is because the high redshift of this measurement and the apparently small uncertainty which has been carefully estimated. This can increase its weight in the  $\chi^2$  statistics.

In our calculation, we also adopt this measurement to the OHD sample. The constraint results of the jerk parameterizations are presented in Fig.3. The best-fit values and the uncertainties of the parameters are also summarized in Table.I. In order to compare the addition of  $H_{2.3}$  in constraining the kinematic models of jerk, we also plot the confidence regions of OHD (without  $H_{2.3}$ ) in the same planes. We can find that similarly, the addition of  $H_{2.3}$  improves the constraints apparently. This

can be obtained from both the uncertainties and FoM test, even it can help OHD to provide tighter constraints than SNe data. The values of FoM based on OHD are almost double of that from SNe, which is a significant progress and is consistent with the previous work [79]. Also, the best-fit values of the parameters show a preference to the  $\Lambda$ CDM model, where the absolute value of  $j_1$  reduced. Taking into account of the uncertainties, it can be seen that OHD+ $H_{2.3}$  give more consistent constraints with the SNe one.

The reconstruction of  $j(z)$  are plotted in the right panel of Fig.2. It can be found that the standard  $\Lambda$ CDM model is apparently favored by OHD+ $H_{2.3}$ . Additionally, the  $1\sigma$  error of the reconstruction is also reduced even smaller than the SNe ones. It is anticipated that OHD+ $H_{2.3}$  provides tighter and more efficient constraint than SNe.

Except that, we can see that all the data samples including SNe, OHD and OHD+ $H_{2.3}$  show that  $j(z)$  goes to -1 as the redshift  $z$  increase. This is natural because as we go back along the cosmic evolution, there was a matter-dominated phase before the current accelerated expansion. The Hubble parameter can be approximated as

$$H^2(z) \approx \Omega_{m0}(1+z)^3. \quad (34)$$

Substituting this equation into Eq.(4), we may find the first two terms in the bracket of the right hand side cancel out and just leave  $j(z) = -1$ . Perhaps this can be treated as a criteria in reconstructing  $j(z)$  because the matter-dominated phase is almost a necessity.

### C. The deceleration factor $q(z)$ and $Om(z)$ diagnostic

As we know, the jerk parameter relates to the third time derivative of the scale factor. Although  $j(z)$  is a good function to describe the evolution of the universe, to identify different dark energy models as a part of the so-called "statefinder" diagnostic, to study the future including the type of the singularities of the universe [80–84] and so forth, its physical meaning is not easily handled, at least not as obvious as the deceleration factor or the Hubble parameter. In order to study the various effects of our reconstructions of  $j(z)$  and trace the behavior, we also calculate the deceleration factor  $q(z)$  as Eq.(3) shows. Our results are presented in Fig.4. Since the SNe data sample supports the standard  $\Lambda$ CDM model, we do not plot its curves and  $1\sigma$  error and only plot the OHD ones. We use  $q(z)$  of the  $\Lambda$ CDM to represent the SNe results. We find that OHD observations also show an accelerated expansion of the universe in our jerk parameterizations. Despite the bad constraint of the parameters, this phenomena is proved at high confidence level. One may attribute the reason of the accelerated expansion to the nearly zero value of  $j_1$  because  $j_1 = 0$  leads  $j = -1$  and returns to  $\Lambda$ CDM model. However, this

should be caused by the value of  $C_1$  in the jerk parameterizations, because a matter-dominated universe (no accelerated expansion) also has  $j = -1$  as we discussed in the last section.

In addition, one point worth noticing is that  $q(z)$  in Model III behaves differently as other models. The current value of  $q(z=0)$  is not consistent with  $\Lambda$ CDM model which can be seen as a deviation at certain extent (even the addition of  $H_{2.3}$  does not change this). This is not unexpected when we look at Fig.2, the reconstruction of  $j(z)$  in Model III. The slope of the best-fit curve at  $z=0$  is the largest in Model III which shows a remarkable deviation from  $j(z) = -1$  among other models.

Another important moment of the evolution of the universe is the transition redshift  $z_t$  when the universe began to expand with an acceleration from the cosmic deceleration phase [85]. The results obtained from OHD in Fig.4 show that  $0.4 < z_t < 1$  of the four jerk parameterizations. This is consistent with the previous works but the uncertainty is obvious [32]. The addition of  $H_{2.3}$  improves this estimation as expected, and the consistency between the jerk models may lead us to believe that the transition redshift is not an artifact of the parameterizations.

In our reconstruction, the second term in Eq.(11) can be treated as a perturbation from the standard  $\Lambda$ CDM model and  $j_1$  is a measurement of its magnitude. The physical meanings of the parameters or the cosmological effects of the reconstruction are not clear yet. Although one may relate  $C_1$  to the matter term  $\Omega_{m0}$  while  $C_2$  to cosmological constant  $\Omega_\Lambda$  as we mentioned in Sec.II A, this is only exact in the frame of  $\Lambda$ CDM model where the value of  $j_1$  is strictly zero. The above calculations show that the nonzero value of  $j_1$  can also lead to a current accelerated expansion of the universe, but the underground reason may be different. Therefore, it is necessary to study the effects of the jerk parameterizations.

As we know, except for the statefinder diagnostic, another common tool in distinguishing dark energy models is the  $Om(z)$  diagnostic which is defined as [86]

$$Om(z) = \frac{E^2(z) - 1}{(1+z)^3 - 1}. \quad (35)$$

Apparently,  $Om(z) = \Omega_{m0}$  for  $\Lambda$ CDM model, therefore this function is demonstrated to be useful and powerful in distinguishing  $\Lambda$ CDM from other dark energy models. Additionally, since  $Om(z)$  relies only on the knowledge of Hubble parameter or equivalently, the expansion factor, the errors in the reconstruction of  $Om$  are bound to be small.

On the other hand, since  $Om(z) = \Omega_{m0}$  which is the fraction of the matter term in the  $\Lambda$ CDM model, one may conjecture that the deviation of  $Om(z)$  from a constant value  $\Omega_{m0}$  in certain dark energy models can represent a perturbation that comes from the effect rather than the matter. From this point of view, the  $Om$  function behaves like a "matter generator" and uses the particular dark energy model as the input. Its output can be seen as an "effective" matter fraction.



The reconstruction results of  $Om(z)$  are presented in Fig.(5). The SNe constraint results are just represented by the standard  $\Lambda$ CDM curve and the  $1\sigma$  error is neglected. We can find that the  $\Lambda$ CDM model can be well accommodated by OHD and OHD+H<sub>2,3</sub> samples. But the best-fit values favor a smaller matter proportion in the low redshift range. Except that, the reconstructed evolution curves of all the four jerk models change little in the redshift range  $0 < z < 2$ , especially the OHD+H<sub>2,3</sub> one. This is caused by the relatively small value of  $j_1$  and this can be seen as a proof of treating the  $j_1$  term in Eq.(11) as a perturbation.

#### IV. DISCUSSIONS AND CONCLUSION

In the present work, we study the property of the cosmological jerk parameter, namely, the third time derivative of the scale factor in the FRW cosmology. Just within the assumption of a homogeneous and isotropic universe without any introduction of the underlying gravitational theory and energy components, we propose several various kinds of reconstruction of jerk parameter and perform a kinematic analysis and constraint by SNe and OHD data samples.

Our constraints results show that the standard  $\Lambda$ CDM model can be well accommodated by the SNe and OHD observations. In other words, the  $\Lambda$ CDM model can be well supported by the scale factor up to its third time derivative. Especially, the constraint of SNe data gives a nearly zero value of the parameter  $j_1$  which is a measurement of the deviation of  $j(z)$  from the  $\Lambda$ CDM model. Once the constraint uncertainties are taken into account, the OHD suggests similar results and this is consistent with the previous studies that OHD can play the same role as SNe in constraining cosmological models. However, the best-fit values of OHD show that there was a change of  $j(z)$  in the past. To be exactly, the value of  $j(z)$  is less than -1 in the redshift range  $0 < z < 2$ . This deviation is the most apparent in Model III in our reconstruction and can be traced by both the value of  $j_1$  and the slope of the  $j(z)$  curve at  $z = 0$ .

In order to obtain more information of our reconstruction, we also calculated the deceleration factor and  $Om(z)$  diagnostic in the jerk models. The results show that a current accelerated expansion phase following a matter-dominated phase arises. This is consistent with the great discovery of Type Ia SNe [1, 3]. Moreover, we employ the  $Om(z)$  diagnostic in our calculation. This kind of function can not only behave as a diagnostic to distinguish different dark energy models from  $\Lambda$ CDM model. Moreover, We conjecture that it is also useful in studying the kinematic models. Because this kind of models is often obtained mathematically rather than physically, the meanings of the parameters rising from the solution process are hard to handle. From this point

of view,  $Om$  can be used as a “matter generator” or the “effective” matter term in this kind of cosmological models. Our results show that OHD prefers a smaller value of  $Om$  at  $z = 0$ . Additionally, the change of  $Om(z)$  in the past was not significant. In other words,  $Om(z)$  evolves like a constant. This can be seen as a positive proof of seeing the  $j_1$  term in the  $j(z)$  parameterizations as a perturbation.

In this work, we use two kinds of observational data: Type Ia Supernovae and Hubble parameter. The comparisons in constraining cosmological models between them have been studied for years. Because of the large size of the data sample and relatively clear systemic errors, SNe always provides more efficient constraint than OHD. However, the latest development in the measurement of Hubble parameter gives us the possibility that the data sample with smaller size also has the power to constrain dark energy models effectively even better than SNe [79]. Therefore, it is anticipated that the future high- $z$ , high-accuracy  $H(z)$  determinations will provide more important contributions in future cosmological researches [58].

Additionally, the relationships of SNe and OHD in constraining jerk model should be noticed. As we know, the measurement of SNe comes from the distance modulus, while OHD comes from the ages of passively evolving galaxies, BAO measurement and so forth. If we regard the SNe observations as the distance measurement, OHD should related to the velocity measurement which is a time derivative of the distance. Thus the information of acceleration or higher order derivative (such as jerk, snap etc.) can be obtained from distance or velocity measurement respectively. One question is that what is the difference when we use distance and velocity respectively to study the acceleration or jerk? An important issue is the error propagation. The time of derivative can add for one in applying distance than velocity and this addition may increase the uncertainty in estimating acceleration and jerk. From this point of view, the OHD should be a better tool in studying the evolution of the universe. Especially when we hope to find more accurate and subtle information of the universe. And this kind of information can be well carried by the higher order derivative of the scale factor.

#### V. ACKNOWLEDGEMENT

The authors would like to thank W-B Liu for helpful discussions and suggestions. This work is supported by the Ministry of Science and Technology National Basic Science program (project 973) under grant No. 2012CB821804, the National Natural Science Foundation of China (Grant Nos.10875012, 11235003 and 11173006), and the Fundamental Research Funds for the Central Universities.

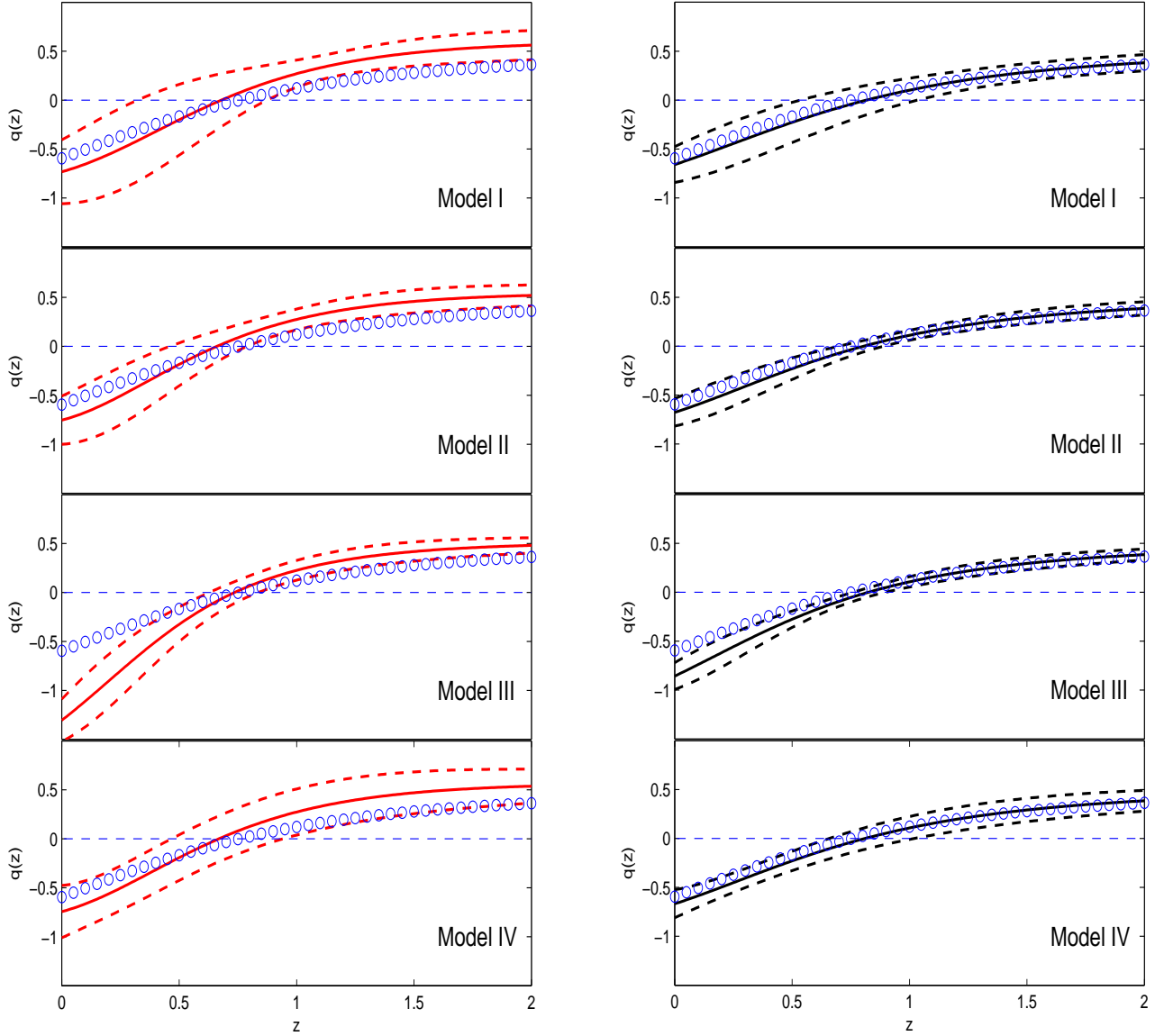


FIG. 4: The reconstruction of the deceleration factor. The solid lines represent the best-fit curves, while the dashed lines stand for the  $1\sigma$  error. *Left*: OHD; *Right*: OHD+ $H_{2.3}$ . The circles stand for the spatially flat  $\Lambda$ CDM model with  $\Omega_{m0} = 0.27$  [5] and the horizontal dashed blue line represent  $q = 0$ .

- 
- [1] A. G. Riess, A. V. Filippenko, P. Challis et al., *Astrophys J.*, 116, 1009 (1998)
  - [2] M. Hicken, W. M. Wood-Vasey, S. Blondin et al., *Astrophys J.*, 700, 1097 (2009)
  - [3] S. Perlmutter et al., *Astrophys. J.*, 517, 565 (1999)
  - [4] D. N. Spergel, R. Bean, O. Doré et al., *Astrophys. J. S.*, 170, 377 (2007)
  - [5] E. Komatsu, K. M. Smith, J. Dunkley et al., *Astrophys. J. S.*, 192, 18 (2011)
  - [6] D. J. Eisenstein, I. Zehavi, D. W. Hogg et al., *Astrophys. J.*, 633, 560 (2005)
  - [7] W. J. Percival, B. A. Reid, D. J. Eisenstein et al., *Mon. Not. Roy. Astron. Soc.*, 401, 2148 (2010)
  - [8] Weinberg, D. H. et al., eprint, arXiv: 1201.2434
  - [9] S. Tsujikawa, eprint, arXiv: 1004.1493
  - [10] S. Weinberg, eprint, arXiv: astro-ph/0005265
  - [11] A. Vilenkin, eprint, arXiv: hep-th/0106083
  - [12] J. Garriga, M. Livio and A. Vilenkin, *Phys. Rev. D*, 61, 023503 (2000)
  - [13] G. Caldera-Cabral, R. Maartens and L. A. Urena-Lopez,

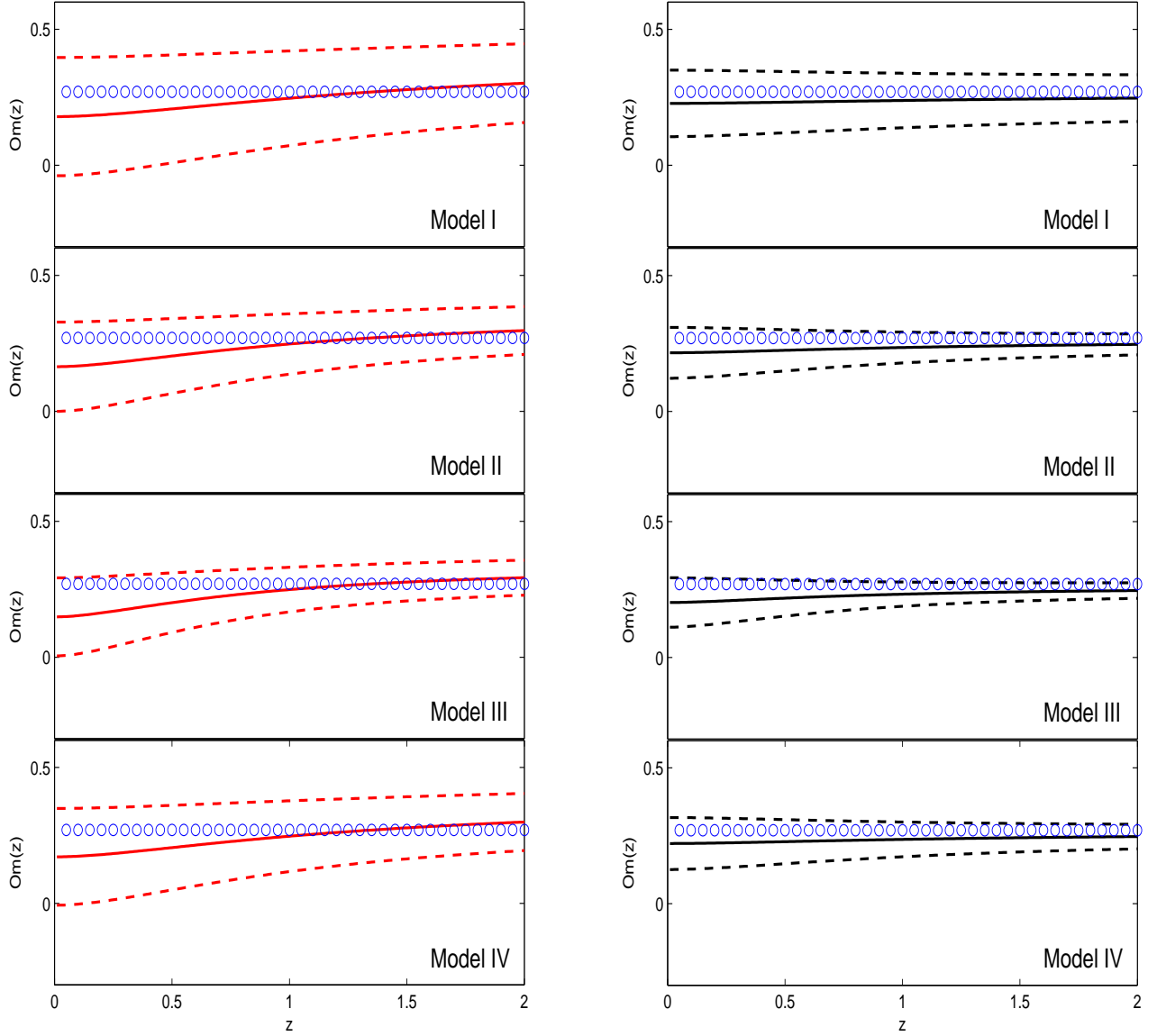


FIG. 5: The reconstruction of the  $Om(z)$  diagnostic. The solid lines represent the best-fit curves, while the dashed lines stand for the  $1\sigma$  error. *Left*: OHD; *Right*: OHD+ $H_{2,3}$ . The circles stand for the spatially flat  $\Lambda$ CDM model with  $\Omega_{m0} = 0.27$ .

- Phys. Rev. D, 79, 063518 (2009)
- [14] J. V. Cunha, Phys. Rev. D, 79, 047301 (2009)
  - [15] J. -M. Virey, et al., Phys. Rev. D, 72, 061302 (2005)
  - [16] C. Stephan-Otto, Phys. Rev. D, 74, 023507 (2006)
  - [17] Z. L. Yi and T. J. Zhang, Mod. Phys. Lett. A, 22, 41 (2007)
  - [18] D. Huterer and G. Starkman, Phys. Rev. Lett., 90, 031301 (2003)
  - [19] C. Shapiro and M. S. Turner, Astrophys. J., 649, 563 (2006)
  - [20] S. del Campo et al., Phys. Rev. D, 86, 083509 (2012)
  - [21] R. D. Blandford et al., eprint, arXiv: astro-ph/0408279
  - [22] M. Visser, Class. Quant. Grav., 21, 2603 (2004)
  - [23] V. Sahni et al., J. E. T. P. Lett., 77, 201 (2003)
  - [24] U. Alam et al., Mon. Not. Roy. Astron. Soc., 344, 1057 (2003)
  - [25] S. Capozziello et al., Phys. Rev. D, 78, 063504 (2008)
  - [26] M. Dunajski and G. Gibbons, Class. Quant. Grav., 25, 235012 (2008)
  - [27] N. J. Poplawski, Phys. Lett. B, 640, 135 (2006)
  - [28] L. Xu and Y. Wang, Phys. Lett. B, 702, 114 (2011)
  - [29] L. Xu, W. Li and J. Lu, J. C. A. P., 0907, 031 (2009)
  - [30] J. Lu et al., Phys. Lett. B, 699, 246 (2011)
  - [31] Ø. Elgarøy and T. Multamäki, J. C. A. P., 09, 002 (2006)
  - [32] A. C. C. Guimarães et al., J. C. A. P., 10, 010 (2009)
  - [33] D. Rapetti et al., Mon. Not. Roy. Astron. Soc., 375, 1510 (2007)
  - [34] A. G. Riess et al., Astrophys. J., 607, 665 (2004)

- [35] I. Maor, R. Brustein and P. Steinhardt, Phys. Rev. Lett., 86, 6 (2001)
- [36] S. Basilakos, D. Polarski and J. Sola, Phys. Rev. D, 86, 043010 (2012)
- [37] S. Tsujikawa, eprint, arXiv: 1004.1493
- [38] R. Amanullah et al., Astrophys. J., 716, 712 (2010)
- [39] N. Suzuki et al., Astrophys. J., 746, 85 (2012)
- [40] O. Farooq, D. Mania and B. Ratra, eprint, arXiv: 1211.4253
- [41] Y. Chen, and B. Ratra, Phys. Lett. B, 703, 406 (2011)
- [42] E. Mueller, R. Bean, S. Watson, eprint, arXiv: 1209.2706
- [43] J. Lu et al., J. C. A. P., 1003, 031 (2010)
- [44] J. Grande et al., J. C. A. P., 1108, 007 (2011)
- [45] S. Basilakos, M. Plionis and J. Sola, Phys. Rev. D, 80, 083511 (2009)
- [46] H. Zhang and Z. Zhu, J. C. A. P., 0803, 007 (2008)
- [47] X. Duan, Y. Li and C. Gao, eprint, arXiv: 1111.3423
- [48] K. Liao et al., Phys. Lett. B, 710, 17 (2012)
- [49] S. Cao, N. Liang and Z. Zhu, Mon. Not. Roy. Astron. Soc., 416, 1099 (2011)
- [50] S. Cao, N. Liang and Z. Zhu, eprint, arXiv: 1105.6274
- [51] W. Godłowski and M. Szydlowski, Phys. Lett. B, 623, 10 (2005)
- [52] R. Lazkoz and E. Majerotto, J. C. A. P., 0707, 015 (2007)
- [53] H. Wei and S. Zhang, Phys. Lett. B, 654, 139 (2007)
- [54] P. Wu and H. Yu, J.C.A.P. 0703, 015 (2007)
- [55] A. Kurek and M. Szydlowski, Astrophys. J., 675, 1 (2008)
- [56] X. Zhang, Phys. Rev. D, 79, 103509 (2009)
- [57] C. Ma, T. Zhang, Astrophys. J., 730, 74 (2011)
- [58] T. Zhang, C. Ma and T. Lan, Advances in Astronomy, 184284 (2010)
- [59] Z. Zhai, H. Wan and T. Zhang, Phys. Lett. B, 689, 8 (2010)
- [60] H. Lin et al., Mod. Phys. Lett. A, 22, 1699 (2009)
- [61] R. Cai and A. Wang, J. C. A. P., 0503, 002
- [62] M. Chevallier and D. Polarski, Int. J. Mod. Phys. D, 10, 213 (2001)
- [63] E. V. Linder, Phys. Rev. Lett., 90, 091301 (2003)
- [64] H. Jassal, J. Bagla and T. Padmanabhan, Mon. Not. Roy. Astron. Soc., 356, L11 (2005)
- [65] S. Nesseris and L. Perivolaropoulos, Phys. Rev. D, 72, 123519 (2005)
- [66] R. Jimenez, A. Loeb, Astrophys. J., 573, 37 (2002)
- [67] R. Jimenez, L. Verde, T. Treu and D. Stern, Astrophys. J., 593, 622 (2003)
- [68] J. Simon, L. Verde and R. Jimenez, Phys. Rev. D, 71, 123001 (2005)
- [69] D. Stern, R. Jimenez, L. Verde, M. Kamionkowski and S. A. Stanford, J.C.A.P., 02, 008 (2010)
- [70] E. Gaztañaga, E. Cabré and L. Hui, Mon. Not. Roy. Astron. Soc., 399, 1663 (2009)
- [71] M. Moresco et al., J. C. A. P., 1208, 006 (2012)
- [72] W. Freedman et al., Astrophys. J., 758, 24 (2012)
- [73] N. Busca et al., eprint, arXiv: 1211.2616
- [74] A. Albrecht et al., eprint, arXiv: astro-ph/0609591.
- [75] D. Huterer and M. S. Turner, Phys. Rev. D, 64, 123527 (2001)
- [76] M. Mortonson, W. Hu, and D. Huterer, Phys. Rev. D, 82, 063004 (2010).
- [77] E. Ruiz et al., Phys. Rev. D, 86, 103004 (2012)
- [78] Coe, D., eprint, arXiv: 0906.4123
- [79] O. Farooq and B. Ratra, eprint, arXiv: 1212.4264
- [80] M. P. Dabrowski, Phys. Lett. B, 625, 184 (2005)
- [81] M. P. Dabrowski and A. Balcerzak, eprint, arXiv:gr-qc/0701056
- [82] A. Astashenok et al., Phys. Lett. B, 709, 396 (2012)
- [83] P. Frampton, K. Ludwick and R. Scherrer, Phys. Rev. D, 84, 063003 (2011)
- [84] P. Frampton, K. Ludwick and R. Scherrer, Phys. Rev. D, 85, 083001 (2012)
- [85] J. A. S. Lima et al., eprint, arXiv: 1205.4688
- [86] V. Sahni, A. Shafieloo and A. A. Starobinsky, Phys. Rev. D, 78, 103502 (2008)