

Telescoping Jets: Multiple Event Interpretations with Multiple R 's

Yang-Ting Chien

Center for the Fundamental Laws of Nature, Harvard University, Cambridge, MA 02138, USA

Jets at high energy colliders are complicated objects to identify. Even if jets are widely separated, there is no reason for jets to have the same size. A single reconstruction, or *interpretation*, of each event can only extract a limited amount of information. Motivated by the recently proposed Qjet algorithms, which give multiple interpretations for each event using nondeterministic jet clustering, we propose a simple, fast and powerful method to give multiple event interpretations by varying the parameter R in the jet definition. With multiple interpretations we can redefine the weight of each event in a counting experiment to be the fraction of interpretations passing the experimental cuts, instead of 0 or 1 in a conventional analysis. We show that the statistical power of an analysis can be dramatically increased. In particular, we can have a 46% improvement in the statistical significance for the Higgs search with an associated Z boson ($ZH \rightarrow \nu\bar{\nu}b\bar{b}$) at the 8 TeV LHC.

Jets are manifestations of the underlying colored partons in hard scattering processes. In order to reconstruct hard processes and uncover physics at high energy, jets are key objects to identify in high energy collider experiments. The conventional way to identify jets is to use clustering algorithms [1–5], where a parameter R sets an *artificial* jet size. The constituents of each reconstructed jet are those particles within an angular scale R away from the jet direction. This is particularly true for the anti- k_T algorithm because it gives almost perfect cone jets in the calorimeter pseudorapidity-azimuthal angle (η - ϕ) plane. On the other hand, a jet is a distinct structure in its own right with many collinear particles. The width of the localized energy distribution of the jet in the η - ϕ plane is an independent quantity and should be distinguished from the parameter R (FIG. 1).

Because the formation of jets is quantum mechanical and probabilistic, the widths of jets are always different (FIG. 2). To reconstruct partonic kinematics we should pick a large enough R so that most of the radiation emitted by the partons is enclosed. However, with a large R more radiation contamination will be included. We can

manage to use jet grooming techniques [7–10] to get rid of contamination. Algorithms with a large R may also fail to resolve jets in some events. Multiple partons may be in a fat jet which potentially has substructure. Without looking into jet substructure we may incorrectly include irrelevant jets in event reconstruction. In the end an R is chosen for all events to optimize an analysis (see [11] for jets with variable R). A fixed R defines a single set of constituents for each jet and a single *interpretation* for each event. There is no choice of R in conventional clustering algorithms which can resolve jets and get most of the relevant radiation for all events.

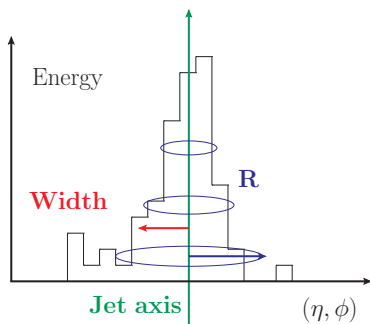


FIG. 1: A cartoon calorimeter plot distinguishing the width of the localized energy distribution of a jet (red) from the parameter R (blue) in the anti- k_T algorithm. R is an artificial distance scale introduced to define the calorimeter region we want to look at. The jet axis points in the direction of the dominant energy flow, and the precise direction is not essential here.

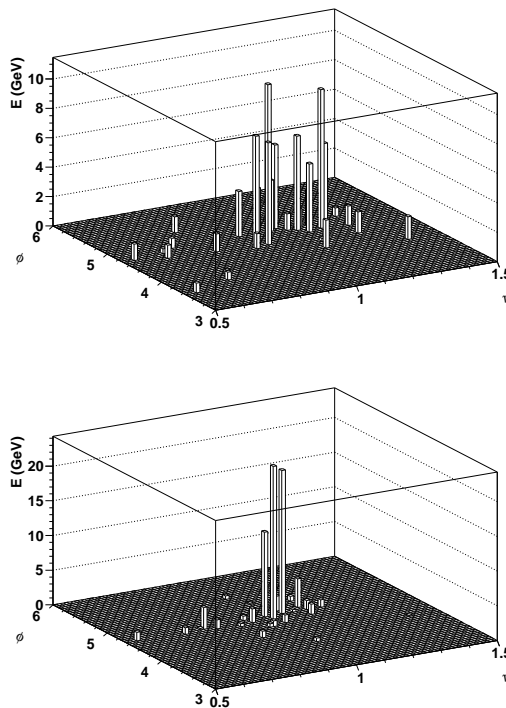


FIG. 2: Two b jets with the same partonic kinematics but different widths, wider (top) and narrower (bottom).

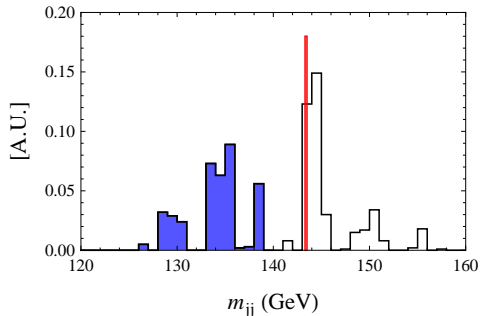


FIG. 3: The invariant mass distribution of the two b jets for a ZH event with multiple interpretations using the telescoping jet algorithms (black). Using the anti- k_T algorithm with $R=0.7$, $m_{jj}=143.4$ GeV (red) which is outside the mass window of $110 \text{ GeV} < m_{jj} < 140 \text{ GeV}$ in a conventional analysis. Using multiple interpretations reveals the ambiguity of this event and 37% of the interpretations pass the cuts (blue).

Multiple event interpretations can provide extra information and help increase the statistical power of an analysis. The recently proposed Qjet algorithms [12] give multiple event interpretations using nondeterministic jet clustering. Unlike conventional clustering algorithms, Qjets merge pairs of particles probabilistically according to an exponential weight, resulting in different clustering histories. An event may have a wide range of interpretations, and the probabilistic nature of Qjets allows the correct event structure to emerge. It was shown that jet sampling with Qjets [13] can help improve considerably in the statistical significance $S/\delta B$ —the expected size of the signal divided by the background uncertainty—in many classes of analyses, and it is interesting to understand the essence of Qjets.

In this paper we propose a simple way to define an event interpretation: each choice of R in jet algorithms gives a distinct event interpretation. The idea of probing jets with multiple R 's is referred to as **telescoping jets**. As a first step we can apply conventional clustering algorithms on each event multiple times with different R 's. Note that, with a too-small R we may resolve an event in too much detail that miss its overall jet structure: in the $R \rightarrow 0$ limit particles are all jets. On the other hand, with a too-large R we may fail to resolve close jets. To deal with these issues, we improve the algorithm by first using the anti- k_T algorithm with a suitable R to reliably reveal the jet structure of an event and determine the jet axes from the reconstructed jet "cores". These axes point in the directions of the dominant energy flow in an event, and the precise directions are not essential. We can also use the axes determined through a jet shape minimization procedure and bypass using clustering algorithms. Then we define jet constituents by the particles within a distance R away from the predetermined jet axes in the η - ϕ plane. So different interpretations correspond to different jet constituents without the tree structure.

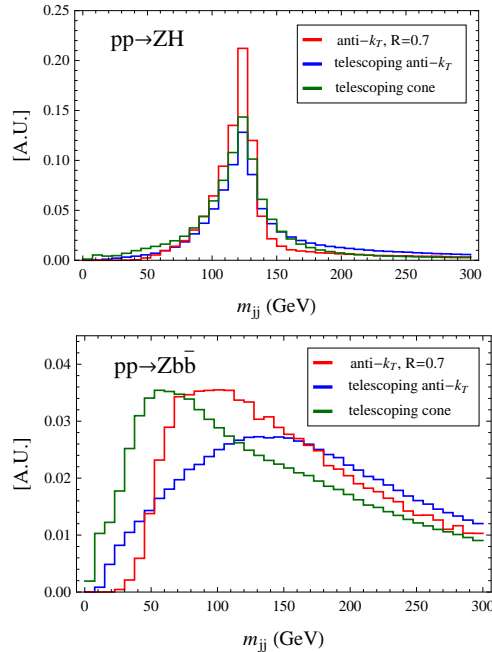


FIG. 4: The signal (top) and background (bottom) m_{jj} distributions reconstructed using the anti- k_T algorithm with $R=0.7$ (red), as well as the telescoping anti- k_T (blue) and cone (green) algorithms. Using multiple event interpretations gives a wider signal Higgs mass peak, but it reduces the statistical fluctuations of the m_{jj} distributions.

However, another way of thinking about the above telescoping cone algorithm is that, we essentially move *down* the clustering sequence in the anti- k_T algorithm to build up jets after identifying the branch structure. This is complimentary to moving *up* the reclustered tree and looking for mass drops to identify the branches [6, 7]. Using different R 's allows us to probe the energy distribution within each jet and give multiple event interpretations, and every observable of each event turns from a single number to a distribution (FIG. 3).

In the following we present the detailed procedure of the algorithm and apply it in a search for associated production of a Higgs and a Z where the Higgs decays to two b jets and the Z decays to $\nu\bar{\nu}$ ($ZH \rightarrow \nu\bar{\nu}b\bar{b}$). The background is $Z + b\bar{b}$ from $g \rightarrow b\bar{b}$. We require the events to pass a $\cancel{E}_T > 120$ GeV cut for the experimentally available triggers. The $b\bar{b}$ system is slightly boosted so that the two b jets are closer to each other and more difficult to resolve. We define the signal window (specified later) by imposing cuts on the invariant mass of the two b jets m_{jj} (FIG. 4) and the transverse momentum of each b -jet in our analysis. With multiple interpretations, each event is counted by the fraction of interpretations passing the cuts, instead of 0 or 1 in a conventional analysis. As we will see, this increases the statistical stability of observables so that background fluctuations shrink considerably, which is the key for $S/\delta B$ improvement.

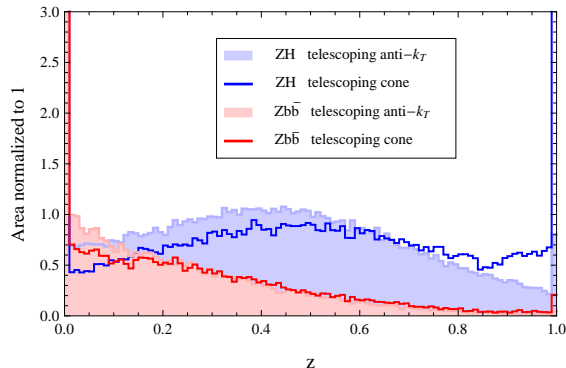


FIG. 5: The signal and background z distributions $\rho_S(z)$ and $\rho_B(z)$ using the telescoping anti- k_T and cone algorithms. z is the fraction of interpretations of an event passing the experimental cuts. A large fraction of both signal and background events can be interpreted differently.

In the context of Higgs search in the $ZH \rightarrow \nu\bar{\nu}b\bar{b}$ channel, we first use the telescoping anti- k_T algorithm to reconstruct the two hardest jets with N different R s, giving N interpretations for each event. The scaled-up computation time is tiny compared to using nondeterministic clustering algorithms [13]. Here we take $N=100$. The value of R ranges from 0.2 to 1.5 with an increment $\frac{1.3}{N}$. The range of R is chosen because with the $\cancel{E}_T > 120$ GeV cut the angular separation between the two b jets will be roughly $\lesssim 2$. Here each interpretation is weighted uniformly for simplicity.

The telescoping cone algorithm which captures the jet structure more correctly goes as follows:

- Use the anti- k_T algorithm with $R=0.4$ to reconstruct the cores of the two hardest jets and determine the jet axes n_1 and n_2 .
- Define the i -th jet to be the particles within a distance R away from n_i in the η - ϕ plane:

$$\text{jet}_R^i = \{ p \mid (\eta_p - \eta_{n_i})^2 + (\phi_p - \phi_{n_i})^2 < R^2 \}. \quad (1)$$

- In the case of overlapping jets, assign particles to the jet with the closer jet axis. This step is to avoid ambiguity and is not crucial when reconstructing the invariant mass of the two hardest jets m_{jj} .

Here we use the same R for both b jets in an event. However, for generic beyond the standard model physics searches with both quark and gluon jets in the final state, one can exploit the full idea of using different R 's for different jets. We will leave these for future studies.

Our signal and background events were generated at the parton level using Madgraph 5 [15] and then showered with Pythia 6.4 [16] for the 8 TeV LHC. We impose the $\cancel{E}_T > 120$ GeV cut at the Madgraph level and the following cuts in the analysis to define the signal window:

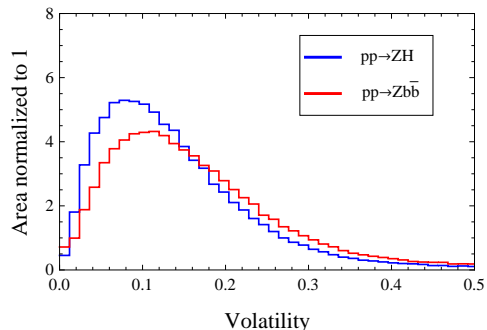


FIG. 6: The signal (blue) and background (red) volatility distributions using the telescoping cone algorithm.

- $110 \text{ GeV} < m_{jj} < 140 \text{ GeV}$
- Both p_T s of the two hardest jets $> 25 \text{ GeV}$.

We use the anti- k_T algorithm implemented in Fastjet v3.0.0 [17, 18], and we perform the analysis with R at the optimized value of $R=0.7$. We then study how the statistical significance of the Higgs search changes using multiple event interpretations. With N event interpretations m_{jj} turns from a single number to a distribution for each event. We define z to be the fraction of event interpretations passing the above cuts. FIG. 5 shows the z distributions $\rho_S(z)$ and $\rho_B(z)$ for signal and background. This is in contrast to the conventional analysis in which an event either passes the cuts or does not. With multiple event interpretations we can gain more information about the degree of certainty of an event being signal-like. Weighting each event by z in the counting experiment helps improve the significance of the analysis.

Let ϵ and σ^2 be the mean and variance of the z distribution, and N_S and N_B be the expected numbers of signal and background events produced at the 8 TeV LHC. Then the significance is equal to

$$\frac{S}{\delta B} = \frac{N_S \epsilon_S}{\sqrt{N_B(\epsilon_B^2 + \sigma_B^2)}}. \quad (2)$$

A more detailed discussion about statistics can be found in [13, 14]. The *volatility* (FIG. 6) of each event is defined by $\mathcal{V}=\Gamma/\langle m \rangle$, where Γ and $\langle m \rangle$ are the standard deviation and mean of the m_{jj} distribution of each event with multiple interpretations. Volatility is useful in distinguishing boosted W jets from their QCD background [12], and we will leave exploiting volatility in Higgs searches for future studies.

The performances of the algorithms are summarized in TABLE I. The key for the $S/\delta B$ improvement is the shrink of background fluctuations, which comes from the rapid decrease of σ_B . For experimental studies with jet energy calibration depending on the parameter R , we try different ranges of R 's and fewer interpretations using the telescoping cone algorithm. Note that we can get half

R range	N	algorithm	weight	$S/\delta B \uparrow$
0.4 and 1.0	2	cone	z	14%
0.4 to 1.0	7	cone	z	20%
0.4 to 1.5	12	cone	z	26%
0.2 to 1.5	100	anti- k_T	z	20%
0.2 to 1.5	100	cone	z	28%
0.4 to 1.5	12	cone	ρ_S/ρ_B	38%
0.2 to 1.5	100	cone	ρ_S/ρ_B	46%

TABLE I: $S/\delta B$ improvements using telescoping jets with different ranges of R , numbers of interpretations N , jet algorithms and weights in the counting experiment.

the improvement by using just two R 's, and using 12 R 's between 0.4 and 1.5 performs almost as good as using 100 R 's between 0.2 and 1.5.

With $\rho_S(z)$ and $\rho_B(z)$ we can get an even larger improvement with the optimized weight $\frac{\rho_S(z)}{\rho_B(z)}$ [13] in the counting experiment. Then the significance is equal to

$$\frac{S}{\delta B} = \frac{N_S}{\sqrt{N_B}} \sqrt{\int_0^1 \frac{\rho_S^2(z)}{\rho_B(z)} dz} \quad , \quad (3)$$

and we get a 46% improvement compared to the conventional analysis. For $R=0.4$ to 1.5 with increment 0.1 we can get a 38% improvement with just 12 R 's.

To conclude, the width of the localized energy distribution of a jet may not match well with the parameter R in jet algorithms. The situation is even more complicated for events with close jets because resolving jets becomes an issue when the parameter R and the distance between jets confront with each other. We explore a simple and promising way of giving multiple interpretations for each event by changing the parameter R in jet algorithms. The approach increases the statistical stabilities of observables which leads to remarkable improvement in the significance of a refined counting experiment. Telescoping jets open up the possibility of refining and improving jet physics analysis in high energy experiments.

Also, we only look at the transverse momenta and invariant mass of the two b jets, which are observables at high energy scales. It would be interesting to see how much more we can improve the significance of Higgs searches in hadronic channels by combining the analysis with other jet substructure [19–21] and color flow [22, 23] observables, which probe softer sectors of QCD and color connections in an event. The approach of using multiple event interpretations could potentially be combined with likelihood ratio test and multivariate analysis, and in the presence of pile up our method will have to combine with jet grooming techniques. Applications of telescoping jets beyond physics searches, for example observable measurements, are also worth investigating. Probing jets with multiple R s may also allow us to construct jet observables more reliably.

The author would like to thank David Farhi, Marat Freytsis, Dilani Kahawala, David Krohn, Matthew Schwartz and Jessie Shelton for helpful discussions and comments on the manuscript. The work is supported by DOE grant DE-SC003916. All the computations were performed on the Odyssey cluster at Harvard University.

-
- [1] M. Cacciari, G. P. Salam and G. Soyez, JHEP **0804**, 063 (2008) [arXiv:0802.1189 [hep-ph]].
 - [2] Y. L. Dokshitzer, G. D. Leder, S. Moretti and B. R. Webber, JHEP **9708**, 001 (1997) [hep-ph/9707323].
 - [3] M. Wobisch and T. Wengler, In *Hamburg 1998/1999, Monte Carlo generators for HERA physics* 270-279 [hep-ph/9907280].
 - [4] S. Catani, Y. L. Dokshitzer, M. H. Seymour and B. R. Webber, Nucl. Phys. B **406**, 187 (1993).
 - [5] S. D. Ellis and D. E. Soper, Phys. Rev. D **48**, 3160 (1993) [hep-ph/9305266].
 - [6] D. E. Kaplan, K. Rehermann, M. D. Schwartz, B. Tweedie and , Phys. Rev. Lett. **101**, 142001 (2008) [arXiv:0806.0848 [hep-ph]].
 - [7] J. M. Butterworth, A. R. Davison, M. Rubin, G. P. Salam and , Phys. Rev. Lett. **100**, 242001 (2008) [arXiv:0802.2470 [hep-ph]].
 - [8] S. D. Ellis, C. K. Vermilion and J. R. Walsh, Phys. Rev. D **81**, 094023 (2010) [arXiv:0912.0033 [hep-ph]].
 - [9] S. D. Ellis, C. K. Vermilion and J. R. Walsh, Phys. Rev. D **80**, 051501 (2009) [arXiv:0903.5081 [hep-ph]].
 - [10] D. Krohn, J. Thaler and L. -T. Wang, JHEP **1002**, 084 (2010) [arXiv:0912.1342 [hep-ph]].
 - [11] D. Krohn, J. Thaler and L. -T. Wang, JHEP **0906**, 059 (2009) [arXiv:0903.0392 [hep-ph]].
 - [12] S. D. Ellis, A. Hornig, T. S. Roy, D. Krohn and M. D. Schwartz, Phys. Rev. Lett. **108**, 182003 (2012) [arXiv:1201.1914 [hep-ph]].
 - [13] D. Kahawala, D. Krohn and M. D. Schwartz, arXiv:1304.2394 [hep-ph].
 - [14] S. D. Ellis, A. Hornig, T. S. Roy, D. Krohn and M. D. Schwartz, In preparation.
 - [15] J. Alwall, M. Herquet, F. Maltoni, O. Mattelaer and T. Stelzer, JHEP **1106**, 128 (2011) [arXiv:1106.0522 [hep-ph]].
 - [16] T. Sjostrand, S. Mrenna and P. Z. Skands, JHEP **0605**, 026 (2006) [hep-ph/0603175].
 - [17] M. Cacciari, G. P. Salam and G. Soyez, Eur. Phys. J. C **72**, 1896 (2012) [arXiv:1111.6097 [hep-ph]].
 - [18] M. Cacciari, G. P. Salam and G. Soyez, <http://fastjet.fr/>.
 - [19] S. D. Ellis, C. K. Vermilion, J. R. Walsh, A. Hornig, C. Lee and , JHEP **1011**, 101 (2010) [arXiv:1001.0014 [hep-ph]].
 - [20] I. W. Stewart, F. J. Tackmann and W. J. Waalewijn, Phys. Rev. Lett. **105**, 092002 (2010) [arXiv:1004.2489 [hep-ph]].
 - [21] J. Thaler and K. Van Tilburg, JHEP **1103**, 015 (2011) [arXiv:1011.2268 [hep-ph]].
 - [22] J. Gallicchio and M. D. Schwartz, Phys. Rev. Lett. **105**, 022001 (2010) [arXiv:1001.5027 [hep-ph]].
 - [23] A. Hook, M. Jankowiak and J. G. Wacker, JHEP **1204**, 007 (2012) [arXiv:1102.1012 [hep-ph]].