

Power spectrum of electronic heat current fluctuations

Fei Zhan^{1,2}, Sergey Denisov¹, and Peter Hänggi^{*1,3}

¹ Institut für Physik, Universität Augsburg, Universitätsstr. 1, D-86159 Augsburg, Germany

² Centre for Engineered Quantum Systems, School of Mathematics and Physics, The University of Queensland, St Lucia QLD 4072, Australia

³ Department of Physics and Centre for Computational Science and Engineering, National University of Singapore, Singapore 117546, Singapore

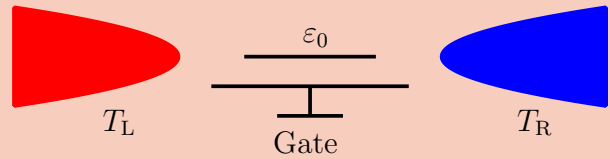
Received XXXX, revised XXXX, accepted XXXX

Published online XXXX

Key words: molecular junction, heat current fluctuation, power spectral density

* Corresponding author: e-mail: hanggi@physik.uni-augsburg.de, Phone: +49-821-5983249, Fax: +49-821-5983222

We analyze the fluctuations of an electronic thermal current across an idealized molecular junction. The focus here will be on the spectral features of the resulting heat fluctuations. By use of the Green function method we derive an explicit expression for the frequency-dependent power spectral density of the emerging energy fluctuations. The complex expression simplifies considerably in the limit of zero frequency, yielding the noise intensity of the heat current. The spectral density for the electronic heat fluctuations still depends on the frequency in the zero-temperature limit, assuming different asymptotic behaviors in the low- and high-frequency regions. We further address subtleties and open problems from an experimental viewpoint for measurements of frequency-dependent power spectral densities



(Color online) Sketch of a molecular junction setup used in the text. The average heat flow is generated by electrons moving from a hot electrode T_L across the molecular junction towards a neighboring cold electrode T_R . The inter-electrode electronic level ϵ_0 can be tuned continuously.

Copyright line will be provided by the publisher

1 Introduction The experimental activities over the last fifteen years in investigating electronic transport across molecular junctions [1,2,3] have triggered several waves of intense research in theory [4,5,6,7,8] and experiment [10,11,12,13]. Single molecule electronics is still considered as a promising candidate for the substitution of silicon-based elements in the information processing technology [2,3,10,11]. Likewise, molecular junctions have advantages in the context of energy-related applications. This is due to the potential of hybrid solid-state molecular structures which enable novel interface features. Moreover, the abundant selection of possible molecules and electrode

materials allow to tailor specific properties. In particular, the topic of thermoelectric [8] and photovoltaic [9] conversion processes continue to prompt timely research in the field of molecular electronics.

Apart from the standard current-voltage characteristics [1,12,13], it is also important to obtain insight into the fluctuations that accompany the corresponding transport processes. For example, by use of the full counting statistics [14,15,16,17] it is possible to extract information about the fluctuations of the electric current flowing across a molecular wire [18,19,20,21,22].

Copyright line will be provided by the publisher

In the context of thermoelectric applications, the issue of energy transport through molecular junctions and the properties of the corresponding fluctuations acquire special importance. Thermal fluctuations may crucially impact the electronic transport features, and even affect the overall performance of the molecular junction. With the molecular systems operating on the nanoscale corresponding energy current fluctuations can become sizable. This may be so even in situations where the average energy current is *vanishing* identically, as it is the case in thermal equilibrium with both interconnecting electrodes held at the same temperature. Moreover, the properties of nonequilibrium noise correlations, or likewise, its frequency-dependent spectral properties, are in no obvious manner related to the mean value of the energy flow itself. With this work we shall explore the fluctuations of the heat current caused by the transferring electrons. Our goal is to obtain analytical estimates for the *power spectral density* (PSD) of the heat fluctuations, even at the expense that these may mainly apply to idealized setups only. With such a restriction these analytical results may nevertheless be useful to appraise the role of heat current noise in more realistic molecular junctions. It is further of interest to have an estimate available when devising molecular circuitry for more complex tasks.

Energy transport across a molecular structure which links two electrodes is induced by a difference of the two electrode temperatures, see in Fig. 1. The physics of heat transfer generally involves both electrons and phonons and their mutual interaction [8, 23, 25, 27, 28, 29, 30, 31, 32, 33, 34]. Therefore, the amount of energy flow carried across the wire should be addressed with care, with the need to distinguish between energy transfer mediated either by electrons or phonons, or a combination of both. If phonons are mainly at work this situation relates to the new field of *phononics* [35], a novel research area which may lead to new circuit elements, such as molecular thermal diodes, thermal transistors, thermal logic gates, to name but a few [35, 36, 37, 38, 39, 40, 41]. Then, the size of fluctuations in heat current does matter; this is so because those may well turn out to be deleterious to intended information processing tasks.

Heat transport mediated by electrons relates at the same time to charge transfer: electrons moving from lead-to-lead carry not only charge but also energy [24, 25, 26]. However, the amount of energy transferred by a single electron, unlike to its charge, is not quantized [42]. In contrast to those studies that examine the average heat flow, however, much less attention has been paid to the issue of *fluctuations* of the accompanying flow of energy. In prior work [43] the energy transport through a ballistic quantum wire has been considered in the Luttinger-liquid limit, by neglecting the discreteness of the wire's energy spectrum. Likewise, with Refs. [44], the PSD of the heat current fluctuations has been derived within a scattering theory approach, using the assumption that the electrons are trans-

mitted (reflected) at the same rate, independently of their actual energies. The results of the last two papers, however, are challenging because it has been shown therein that the noise characteristics of heat current at equilibrium exhibits a well-pronounced frequency dependence even at absolute zero-temperature. Therefore, this very zero temperature finding is in contradiction with the naive expectation as provided by the equilibrium fluctuation-dissipation theorem (FDT). This found deviation from the FDT in those works is attributed loosely to the role of zero-point-energy fluctuations [44].

With this work we shall consider the *electronic* energy current that proceeds across a molecular wire composed of a single energy level with the two electrodes held at different temperatures. A preliminary short discussion of such electronic nonequilibrium heat noise has been presented by us with Ref. [45]. Here, we complement and extend this study and present further useful details on the theoretical derivation of the noise expression. Moreover, we discuss the nonequilibrium heat noise of the corresponding heat current over much broader parameter regimes and frequency regimes *away* from the zero-frequency limit. With our setup we also corroborate the results obtained in the zero temperature limit for the power spectral density at finite frequencies for a different setup in Ref. [44]. In addition, we address several subtleties when it comes to the explicit validation of our theoretical findings by experimental means.

2 Molecular junction setup

In order to obtain analytical tractable expressions we shall neglect electron-phonon interactions and, as well, electron-electron interactions. Such a simplification can be justified for tailored situations that involve a very short wire only. Then, the Coulomb interaction via a double occupancy shifts the energy far above the Fermi level so that its role in thermal transport can be neglected. Likewise, the electron dwell time is short as compared to the electron-phonon relaxation time scale. Note however, that in contrast to previous works [44], we account here for the dependence of the transmission coefficient on its electron energies, and, within the Green function approach [6, 34], derive an explicit expression for the PSD of the heat current fluctuations, $\hat{S}^h(\omega)$. In particular we demonstrate below that the net noise features of the heat current are quite distinct from their electronic counterpart.

Our molecular junction setup is depicted with Fig. 1: It is described by a Hamiltonian

$$H = H_{\text{wire}} + H_{\text{leads}} + H_{\text{contacts}} . \quad (1)$$

It contains three different contributions, namely the wire Hamiltonian, the leads and the wire-lead coupling, respectively. We consider here the regime of *coherent* quantum transport whereby neglecting dissipation inside the wire. The wire is composed of a single orbital; i.e.,

$$H_{\text{wire}} = \varepsilon_0 d^\dagger d , \quad (2)$$

at an energy ε_0 , with the fermionic creation and annihilation operators, d^\dagger and d . The energy level ε_0 can be tuned by applying a gate voltage. Our idealized setup allows for explicit analytical calculations. Physically, it mimics a double barrier resonant tunneling structure GaAs/Al_xGa_{1-x} structure of the type considered for electronic shot noise calculations in Ref. [46], herein truncated to a single Landau level. As commonly implemented, the electrodes are modeled by reservoirs, composed of ideal electron gases, i.e.,

$$H_{\text{leads}} = \sum_{\ell q} \varepsilon_{\ell q} c_{\ell q}^\dagger c_{\ell q}, \quad (3)$$

where the operator $c_{\ell q}^\dagger (c_{\ell q})$ creates (annihilates) an electron with momentum q in the $\ell = \text{L}$ (left) or $\ell = \text{R}$ (right) lead. We assume that the electron distributions in the leads are described by the grand canonical ensembles at the temperatures $T_{\text{L/R}}$ and with chemical potentials $\mu_{\text{L/R}}$. Using such ideal electron reservoirs we obtain

$$\langle c_{\ell q}^\dagger c_{\ell' q'} \rangle = \delta_{\ell \ell'} \delta_{q q'} f_\ell(\varepsilon_{\ell q}), \quad (4)$$

where

$$f_\ell(\varepsilon_{\ell q}) = \left[e^{(\varepsilon_{\ell q} - \mu_\ell) / k_B T_\ell} + 1 \right]^{-1} \quad (5)$$

denotes the Fermi function.

We impose a finite temperature difference $\Delta T = T_{\text{L}} - T_{\text{R}}$ and use identical chemical potentials, $\mu_{\text{L}} = \mu_{\text{R}} = \mu$ for the electrodes. When an electron tunnels out from a lead, the energy E is transferred into the wire which presents the heat transfer, δQ . Observing the value for the chemical potential, μ , it reads $\delta Q = (E - \mu)$. In the following we use that all the electron energies are measured from the chemical potential value μ , being set at $\mu = 0$.

The Hamiltonian which describes the tunneling events reads:

$$H_{\text{contacts}} = \sum_{\ell q} V_{\ell q} c_{\ell q}^\dagger d + h.c. . \quad (6)$$

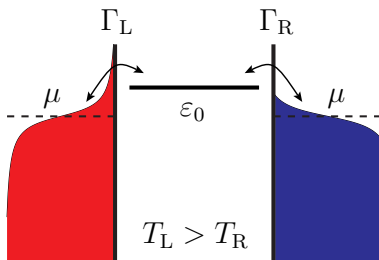


Figure 1 (color online) Idealized setup of a molecular junction used in text: Two metal leads, each filled with an ideal electron gas, are connected by a single orbital ε_0 . The coupling strengths are determined by $\Gamma_{\text{L/R}}$. The left lead is prepared at a higher temperature as compared to the opposite right lead, i.e. $T_{\text{L}} > T_{\text{R}}$. The chemical potential, μ , is the same for both leads so that no electric current due to a finite voltage bias is present.

This part mediates the coupling between the wire and the electrodes. Here, the notation *h.c.* denotes Hermitian conjugate. The quantity $V_{\ell q}$ is the tunneling matrix element, and the tunneling coupling is characterized in general by a spectral density,

$$\Gamma_\ell(E) = 2\pi \sum_q |V_{\ell q}|^2 \delta(E - \varepsilon_{\ell q}). \quad (7)$$

In the following, we shall use a wide-band limit of the electrode conduction bands, setting $\Gamma_\ell(E) := \Gamma_\ell$.

3 Power spectral density of electronic heat current fluctuations

Working within the Heisenberg description of operators we present the detailed derivation of the electronic energy current induced by a finite temperature difference of the two leads and the PSD of the corresponding energy fluctuations. We limit the consideration to pure energy transfer that proceeds in absence of a finite voltage bias across the two leads and no particle concentration across the leads. Put differently, no cross-phenomena of energy transfer due to a charge current (i.e. no Joule heating) or due to a particle concentration current (i.e. no Dufour effect) is at work. Therefore, because all other channels for the energy transport between the leads are then explicitly excluded from our consideration, we follow previous works, e.g. see in Refs. [24, 44], and use throughout this study the term ‘heat current’ as synonym for energy current. The electronic thermal current then reads

$$J_{\text{L}}^{\text{h}}(t) = \frac{\sum \delta Q(t)}{\Delta t}. \quad (8)$$

With our choice of chemical potentials $\mu_{\text{L}} = \mu_{\text{R}} = 0$, we find that the heat transfer operator is $\delta Q(t) = E_{\text{L}}$, with the energy operator given by

$$E_{\text{L}} = \sum_q \varepsilon_{\text{L}q} c_{\text{L}q}^\dagger c_{\text{L}q}. \quad (9)$$

Its time derivative thus yields the operator for the heat flux, reading:

$$J_{\text{L}}^{\text{h}}(t) = - \sum_q \frac{2\varepsilon_{\text{L}q}}{\hbar} \text{Im}[V_{\text{L}q} c_{\text{L}q}^\dagger(t) d(t)]. \quad (10)$$

The heat current is positive valued when heat transport proceeds from the hot left lead, i.e. $T_{\text{L}} > T_{\text{R}}$ to the adjacent cold lead, see in Fig. 1. In deriving the above expression we have employed the Heisenberg representation for the lead electron operators. The average current is obtained by the ensemble average $\langle J_{\text{L}}^{\text{h}}(t) \rangle$. Because there are no electron sinks and sources in between the leads we have $\langle J_{\text{L}}^{\text{h}}(t) \rangle = -\langle J_{\text{R}}^{\text{h}}(t) \rangle$. We henceforth focus on the quantities derived with regard to the left lead; i.e., $\langle J_{\text{L}}^{\text{h}}(t) \rangle := \langle J^{\text{h}}(t) \rangle$.

The quantum correlation function of heat current fluctuations is described by the *symmetrized* auto-correlation function, i.e.,

$$S^h(t, t') = \frac{1}{2} \langle [\Delta J_L^h(t), \Delta J_L^h(t')]_+ \rangle, \quad (11)$$

with respect to the operator of the heat current fluctuation

$$\Delta J_L^h(t) = J_L^h(t) - \langle J_L^h(t) \rangle. \quad (12)$$

The heat current noise is described with $\tau = t - t'$ by the *symmetrized* quantum auto-correlation function

$$S^h(\tau) = 1/2 \langle [\Delta J_L^h(\tau), \Delta J_L^h(0)]_+ \rangle, \quad (13)$$

of the heat current fluctuation operator $\Delta J_L^h(s) = J_L^h(s) - \langle J_L^h(s) \rangle$, where the anti-commutator $[A, B]_+ = AB + BA$ ensures the Hermitian property.

With this work we throughout consider the asymptotic long time limit $t \rightarrow \infty$ when all transients are decayed. In this asymptotic limit the average heat current is stationary and the auto-correlation function of the heat current fluctuations becomes time-homogeneous; i.e. it is independent of initial preparation effects. It thus depends on the time difference $\tau = t - t'$ only. The Fourier transform yields the power spectral density (PSD) $\tilde{S}^h(\omega)$ for the heat current noise, i.e.,

$$\tilde{S}^h(\omega) = \tilde{S}^h(-\omega) = \int_{-\infty}^{\infty} d\tau e^{i\omega\tau} S^h(\tau) \geq 0. \quad (14)$$

$\tilde{S}^h(\omega)$ is an even function in frequency and strictly semi-positive, in accordance with the Wiener-Khinchine theorem [47]. In the following we address positive values of the frequency, $\omega > 0$, only.

The annihilation operators of the electrode states satisfy the Heisenberg equations of motion; i.e.,

$$\dot{c}_{\ell q}(t) = -\frac{i}{\hbar} \varepsilon_{\ell q} c_{\ell q}(t) - \frac{i}{\hbar} V_{\ell q} d(t), \quad (15)$$

yielding the solution

$$c_{\ell q}(t) = c_{\ell q}(t_0) e^{-i\varepsilon_{\ell q}(t-t_0)/\hbar} - \frac{iV_{\ell q}}{\hbar} \int_{t_0}^t dt' e^{-i\varepsilon_{\ell q}(t-t')/\hbar} d(t'). \quad (16)$$

Here, the first term on the right hand side describes the dynamics of the free electrons in the leads, while the second term accounts for the influence of the molecule.

The Heisenberg equation of the molecular annihilation operator is given by

$$\dot{d}(t) = -\frac{i}{\hbar} \varepsilon_0 d(t) - \frac{i}{\hbar} \sum_{\ell q} V_{\ell q}^* c_{\ell q}(t). \quad (17)$$

Upon inserting Eq. (16) into Eq. (17), we obtain

$$\dot{d} = \frac{i}{\hbar} \varepsilon_0 d(t) - \frac{\Gamma_L + \Gamma_R}{2\hbar} d(t) + \xi_L(t) + \xi_R(t), \quad (18)$$

where we have defined the noise operator

$$\xi_\ell(t) = -\frac{i}{\hbar} \sum_q V_{\ell q}^* \exp\left[-\frac{i}{\hbar} \varepsilon_{\ell q}(t-t_0)\right] c_{\ell q}(t_0). \quad (19)$$

In addition, we have employed the definition (7) and used the wide-band limit.

The noise quantity defined in Eq. (19) denotes operator-valued Gaussian noise, which is characterized by its mean and correlation properties, reading

$$\langle \xi_\ell(t) \rangle = 0 \quad (20)$$

$$\langle \xi_{\ell'}^\dagger(t') \xi_\ell(t) \rangle = \delta_{\ell\ell'} \int_{-\infty}^{\infty} \frac{d\varepsilon}{2\pi\hbar^2} e^{-i\varepsilon(t-t')/\hbar} \Gamma_\ell(\varepsilon) f_\ell(\varepsilon). \quad (21)$$

This noise accounts for the influence of the states stemming from the electrodes $l = L, R$.

Now the central problem is to solve the inhomogeneous differential equation (17). Once we obtain the solution of Eq. (17), we obtain also the solution for Eq. (16), the heat current (10) and also the power spectral density in Eq. (14).

To obtain the solution of Eq. (18), we follow the Green function approach in Ref. [6] and start with solving the following differential equation

$$\left(\frac{d}{dt} + \frac{i\varepsilon_0}{\hbar} + \frac{\Gamma_L + \Gamma_R}{2\hbar}\right) G(t-t') = \delta(t-t'), \quad (22)$$

followed by the application of the convolution $d(t) = \int G(t-t') (\xi_L(t') + \xi_R(t')) dt'$. The solution of Eq. (22) is thus given by:

$$G(t) = \theta(t) e^{-i\varepsilon_0 t/\hbar - (\Gamma_L + \Gamma_R)t/2\hbar}. \quad (23)$$

Then, the molecular operator in Eq. (18) assumes the form

$$d(t) = \sum_{\ell q} V_{\ell q}^* \frac{\exp[-i\varepsilon_{\ell q}(t-t_0)/\hbar]}{\varepsilon_{\ell q} - \varepsilon_0 + i(\Gamma_L + \Gamma_R)/2} c_{\ell q}(t_0). \quad (24)$$

In what follows we address solely the asymptotic properties which are reached with the initial time of preparation $t_0 \rightarrow -\infty$. This implies that average currents assume stationary values and correlation functions become time-homogeneous. With this expression and its Hermitian conjugate, we obtain the occupation value of the molecular en-

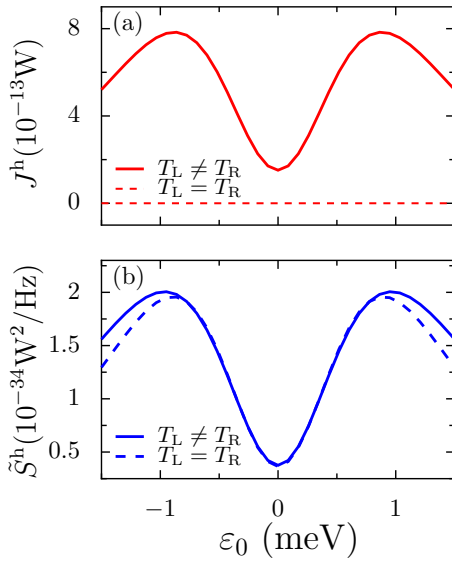


Figure 2 (color online) (a) Average electronic heat current J^h and (b) the zero-frequency values of corresponding heat noise power \tilde{S}^h of the accompanying heat current fluctuations as a function of orbital energy for an identical lead coupling strength $\Gamma = 0.1$ meV. The parameters are: $T_L = 5.2$ K, $T_R = 3.2$ K (solid lines) and $T_L = T_R = 4.2$ K (dashed line). Figure in parts adapted from Ref. [45].

ergy level ε_0 as

$$\begin{aligned}
 \bar{n}_{\varepsilon_0} &= \langle d^\dagger(t)d(t) \rangle \\
 &= \sum_{\ell\ell'q'q'} \frac{V_{\ell q} \exp[i\varepsilon_{\ell q}(t-t_0)/\hbar]}{[\varepsilon_{\ell q} - \varepsilon_0 - i(\Gamma_L + \Gamma_R)/2]} \\
 &\quad \times \frac{V_{\ell'q'}^* \exp[-i\varepsilon_{\ell'q'}(t-t_0)/\hbar]}{[\varepsilon_{\ell'q'} - \varepsilon_0 + i(\Gamma_L + \Gamma_R)/2]} \langle c_{\ell q}^\dagger(t_0)c_{\ell'q'}(t_0) \rangle \\
 &= \sum_{\ell q} \frac{|V_{\ell q}|^2 f_\ell(\varepsilon_{\ell q})}{(\varepsilon_{\ell q} - \varepsilon_0)^2 + (\Gamma_L + \Gamma_R)^2/4}, \quad (25)
 \end{aligned}$$

where we have employed the ensemble average, Eq. (4). We find that this occupation is determined by the Fermi function of the leads, weighted by the tunneling matrix elements $V_{\ell q}$ and the difference between lead states and the molecular energy level ε_0 , see in Eq. (25). This occupation value is time-independent because there are no time-dependent external fields present.

Upon substituting the result in Eq. (24) into Eq. (16), we find for the operators in the electrodes

$$\begin{aligned}
 c_{\ell q}(t) &= c_{\ell q}(t_0)e^{-i\varepsilon_{\ell q}(t-t_0)/\hbar} \\
 &+ \sum_{\ell'q'} \frac{V_{\ell q}V_{\ell'q'}^* e^{-i\varepsilon_{\ell'q'}(t-t_0)/\hbar}}{\varepsilon_{\ell'q'} - \varepsilon_0 + i(\Gamma_L + \Gamma_R)/2} c_{\ell'q'}(t_0) \\
 &\times B[\varepsilon_{\ell'q'} - \varepsilon_{\ell q}], \quad (26)
 \end{aligned}$$

where,

$$B(E) = \mathcal{P}\left(\frac{1}{E}\right) - i\pi\delta(E), \quad (27)$$

and \mathcal{P} denotes the integral principal value. In going from Eq. (24) to Eq. (26) we have used Sokhotsky's formula which states that $\lim_{\epsilon \rightarrow 0} 1/(x + i\epsilon) = \mathcal{P}(1/x) - i\pi\delta(x)$, where $\mathcal{P}(1/x) = \int_{-\infty}^{0^-} dx/x + \int_{0^+}^{\infty} dx/x$, see in Ref. [48].

Next we insert Eq. (24) and Eq. (26) into the heat current operator, Eq. (10), and by consequently taking the ensemble average, we obtain a Landauer-like formula for the heat current, reading [8, 24, 25, 26, 33, 51]:

$$\langle J^h(t) \rangle := J^h = \frac{1}{2\pi\hbar} \int dE E \mathcal{T}(E) [f_L(E) - f_R(E)], \quad (28)$$

where the transmission coefficient

$$\mathcal{T}(E) = \Gamma_L \Gamma_R / [(E - \varepsilon_0)^2 + \Gamma^2], \quad (29)$$

is energy-dependent.

The expression for the thermoelectric charge current [25] reads very similar to Eq. (28), except for its absence of the energy multiplier E in the integral on the rhs of Eq. (28). This seemingly small difference changes, however, the physics of transport through the wire, because the multiplier inverts the symmetry of the integral. Namely, the thermoelectric current is an antisymmetric function of orbital energy and vanishes when the orbital energy level is aligned to the chemical potentials of the leads [45], while the heat current is a symmetric function and acquires a nonzero value at $\varepsilon_0 = 0$, see in Fig. 2(a).

3.1 Main result and discussion

Upon combining Eq. (14) and Eq. (10), we end up after a cumbersome evaluation with the nontrivial expression for the PSD of electronic heat current noise. Due to the complexity of this resulting expression the physics it inherits is not very illuminative. Nevertheless, we depict it here as

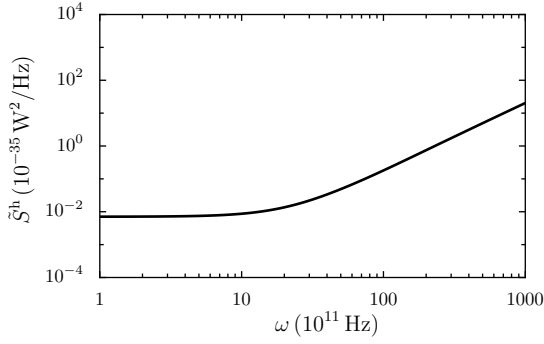


Figure 3 Power spectral density of the heat current noise as a function of the frequency ω at temperatures $T_L = 6$ K, $T_R = 2$ K. The other parameters are $\varepsilon_0 = 0$ and $\Gamma = 0.1$ meV.

given in our preliminary report [45], reading:

$$\begin{aligned}
& \tilde{S}^h(\Omega = \hbar\omega; T_L, T_R) \\
&= \sum_{\pm} \int \frac{dE}{4\pi\hbar} \left\{ \left[\left(E \pm \frac{\Omega}{2} \right)^2 \mathcal{T}(E)\mathcal{T}(E \pm \Omega) \right. \right. \\
&+ \left. \frac{\Gamma_L^2 [E(E - \varepsilon_0) - (E \pm \Omega)(E \pm \Omega - \varepsilon_0)]^2}{[(E - \varepsilon_0)^2 + \Gamma^2][(E \pm \Omega - \varepsilon_0)^2 + \Gamma^2]} \right] \\
&\times f_L(E)\bar{f}_L(E \pm \Omega) \\
&+ \left(E \pm \frac{\Omega}{2} \right)^2 \mathcal{T}(E)\mathcal{T}(E \pm \Omega) f_R(E)\bar{f}_R(E \pm \Omega) \\
&+ \left[\left(E \pm \frac{\Omega}{2} \right) \left(\pm \frac{\Omega}{2} \right) \frac{\Gamma_L^2 \mathcal{T}(E \pm \Omega)}{(E - \varepsilon_0)^2 + \Gamma^2} \right. \\
&+ \left. E^2 \mathcal{R}(E)\mathcal{T}(E \pm \Omega) \mp \frac{1}{2} E \Omega \mathcal{T}(E)\mathcal{T}(E \pm \Omega) \right] \\
&\times f_L(E)\bar{f}_R(E \pm \Omega) \\
&+ \left[(E \pm \Omega) \left(\pm \frac{\Omega}{2} \right) \mathcal{T}(E)\mathcal{T}(E \pm \Omega) \right. \\
&+ (E \pm \Omega)^2 \mathcal{R}(E \pm \Omega)\mathcal{T}(E) \\
&+ \left. \left(E \pm \frac{\Omega}{2} \right) \left(\mp \frac{\Omega}{2} \right) \frac{\Gamma_L^2 \mathcal{T}(E \pm \Omega)}{(E - \varepsilon_0)^2 + \Gamma^2} \right] \\
&\times f_R(E)\bar{f}_L(E \pm \Omega), \tag{30}
\end{aligned}$$

wherein we abbreviated $\Omega \equiv \hbar\omega$, $\bar{f} \equiv 1 - f$, and $\mathcal{R}(E) \equiv 1 - \mathcal{T}(E)$ denoting the reflection coefficient. Below we consider the case of symmetric coupling between the wire and the leads, $\Gamma_L = \Gamma_R = \Gamma$.

We emphasize here that this heat PSD is a manifest nonequilibrium result where with a finite temperature bias the result accounts for ‘heat’-shot noise and, simultaneously nonequilibrium, Nyquist-like heat noise. Let us next discuss, via graphical means, some general features of the inherent complexity as depicted with Eq. (30).

In Figure 3, we depict the dependence of the PSD of heat current fluctuations versus frequency ω at finite temperature bias, given by $T_L = 6$ K, $T_R = 2$ K. We deduce from the figure that this nonequilibrium PSD exhibits different power laws in different frequency regions and grows with increasing frequency.

Moreover, we find that the spectral density strength Γ of the wire-lead coupling can change the dependence of the heat fluctuation PSD on the parameters. In Figure 4 we depict the PSD as a function of the temperature difference ΔT over a wide regime of $\Delta T = 40$ K, both in the case of weak and strong wire-lead couplings. With weak coupling, the PSD is smaller by one order of magnitude and only weakly (i.e. with a small slope) increases with ΔT , see Fig. 4(a). In contrast, the PSD increases very fast with ΔT when the coupling is very strong, see in Fig. 4 (b). According to Eq. (29), the transmission coefficient becomes wider when Γ is larger, such that more electrons, whose energies deviate stronger from the chemical potential, are allowed to transport across the molecular junction. Therefore, the PSD becomes strongly enhanced and depends sensitively on ΔT .

It is striking that both dependencies are near perfectly linear over the wide temperature regime of ΔT . Given the complex structure of the nonlinear nonequilibrium PSD detailed with the lengthy expression in (30) such extended linearity can hardly be expected a priori. The mechanism behind this distinctive feature is not evident and thus constitutes an interesting issue for further studies.

3.2 Issues relating to experimental validation

It should also be mentioned here that the explicit verification of quantum mechanical power spectral densities is experimentally not at all straightforward. In clear contrast to the classical case, the symmetrized quantum correlation for heat in Eq. (13) presents no manifest *quantum observable* that can be measured directly, but rather it is a functional operator expression involving the time-evolution of the dynamics. This is so because the heat flux operators at different times do not commute. In fact, a quantum mechanical evaluated PSD can be measured only indirectly via a single-time measurement of a tailored linear response function, via a corresponding, generally *nonequilibrium* quantum fluctuation-dissipation relation which connects this response function with a corresponding quantum mechanical two-time correlation expression [47]. Put differently, this tailored response function is then required to relate *precisely* to our so calculated nonequilibrium quantum correlation of heat fluctuations in (13). This is so because a direct two-time quantum measurement of two observables at different times t would then impact (i.e. it will generally alter) the a priori theoretically determined quantum two-time correlation expression in (14); for further details and similar pitfalls see also in Refs. [49,50], where the problem of measuring quantum work poses the same challenge.

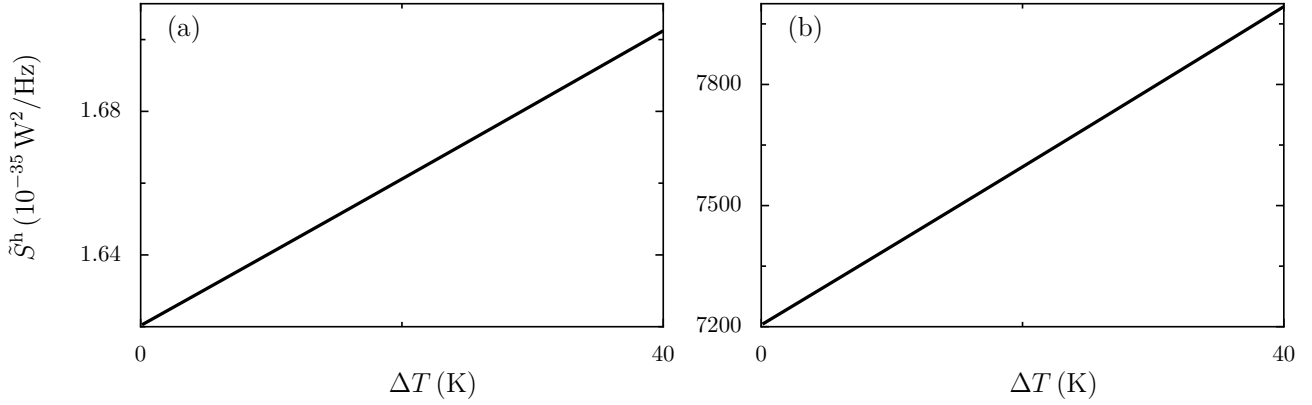


Figure 4 Power spectral density of heat current noise at frequency $\omega = 2.16 \times 10^{13}$ Hz (which is the Debye cut-off frequency of gold) as a function of temperature difference with (a) weak molecule-wire coupling $\Gamma = 0.1$ meV or (b) strong molecule-wire coupling $\Gamma = 10$ meV. The other employed parameters are $T_R = 300$ K and $\varepsilon_0 = 0$.

The situation becomes more promising when we focus on the *zero-frequency* result of the PSD for heat noise: The variance $\langle \Delta Q^2(t) \rangle$ of the accumulated heat fluctuation over a time span t reads

$$\langle \Delta Q^2(t) \rangle = \left\langle \left(\int_0^t ds \Delta J^h(s) \right)^2 \right\rangle \quad (31)$$

Using a long measurement time span t the time-dependent expectation value then relates to the zero frequency component of the PSD. This is the case upon noting that the symmetrized correlation is a symmetric function of its argument and assuming that the time-homogeneous auto-correlation of stationary heat fluctuations vanishes in sufficiently strong a manner for infinite time. Then, the integral in (31) can be extended to infinity, yielding

$$\lim_{t \rightarrow \infty} \langle \Delta Q^2(t) \rangle / t = \int_{-\infty}^{\infty} d\tau S^h(\tau) = \tilde{S}^h(\omega = 0). \quad (32)$$

The result for the zero-frequency limit therefore relates to a single time measurement of the manifest quantum observable $\Delta Q^2(t)$. Still to measure accumulated ‘heat’ rather than ‘heat-flux’ presents a formidable challenge for the experimenter; the case with accumulated electric charge is a lot easier accessible. The detailed behavior of this zero-frequency nonequilibrium heat noise PSD will be studied next.

3.3 Zero frequency noise power

The theoretical PSD of heat current noise at zero frequency $\omega = 0$ simplifies considerably, assuming the appealing form

$$\begin{aligned} \tilde{S}^h(\omega = 0; T_L, T_R) &= \frac{1}{2\pi\hbar} \int dE E^2 \{ \mathcal{T}(E) (f_L(E)[1 - f_L(E)] \\ &+ f_R(E)[1 - f_R(E)]) \\ &+ \mathcal{T}(E)[1 - \mathcal{T}(E)][f_L(E) - f_R(E)]^2 \}. \end{aligned} \quad (33)$$

Here the last line refers to a heat-shot-noise contribution while the first part corresponds to a nonequilibrium Nyquist-like heat noise contribution. Matters simplify considerably in thermal equilibrium where the shot noise contribution vanishes identically.

Let us also briefly contrast this result with the zero-frequency PSD of the fluctuations displayed by the non-linear, accompanying thermoelectric current. The latter reads [4, 6]:

$$\begin{aligned} \tilde{S}^{el}(\omega = 0; T_L, T_R) &= \frac{e^2}{2\pi\hbar} \int dE \{ \mathcal{T}(E) (f_L(E)[1 - f_L(E)] \\ &+ f_R(E)[1 - f_R(E)]) \\ &+ \mathcal{T}(E)[1 - \mathcal{T}(E)][f_L(E) - f_R(E)]^2 \}, \end{aligned} \quad (34)$$

Most importantly, the zero-frequency PSD for heat current in Eq. (33) differs by the energy factor E^2 within the integrand. Although this distinction seemingly appears minor and may even be guessed beforehand without going through the laborious task of doing a theoretical rigorous derivation from which this limit derives from the frequency-dependent main result given in Eq. (30). It must be emphasized, however, that the two expressions lead to tangible differences. Particularly, note the different behavior of the electronic and heat noise PSDs versus the tunable energy level ε_0 as depicted with Fig. 2 (b) and in Fig. 5. While the zero-frequency component of the electric PSD at $\omega = 0$ exhibits a maximum at $\varepsilon_0 = 0$, see in Fig. 2(c) in Ref. [45], its heat current PSD possesses instead a local minimum at this value, see Fig. 2(b). These two PSDs for charge current and heat current are compared in Fig. 5 over wide regimes of the electronic orbital energy ε_0 and the lead-molecule strength Γ .

These differences originate from the salient feature that the two transport mechanisms for charge and the en-

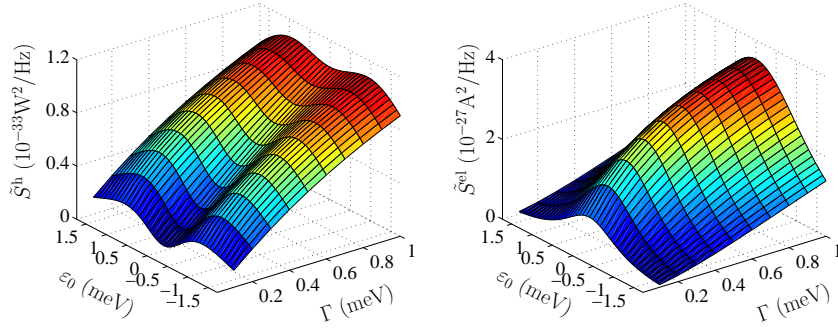


Figure 5 (color online) Power spectral density of the heat current noise at zero frequency $\omega = 0$, (left panel) and power spectral density of the electric current noise (right panel) as functions of the wire orbital site energy ϵ_0 and wire-lead coupling strength Γ . The parameters employed are $T_L = 6.2K$ and $T_R = 2.2K$.

ergy are different. The electric current is quantized by the electron charge e while, in contrast, the energy carried by the electron is continuous and can assume principally an arbitrary value. Notably, the main contribution to the electronic noise power across the wire stems from those electrons occupying energy levels around the chemical potential $\mu = 0$. When ϵ_0 deviates from the chemical potential, increasingly less electrons participate in the transport. The flow of electron becomes diminished, and since both, the electric current and the electric noise are insensitive to the electron kinetic energies, they both decrease with increasing $|\epsilon_0|$. This scenario differs for heat flow: There, the deviation from the chemical potential increases the possibility that successive electrons will carry different energies. This in turn causes an increase of heat current noise. With further deviation of the orbital energy from the chemical potential, the occupancy difference $[f_L(E) - f_R(E)]$ decreases monotonically; consequently the noise power $\tilde{S}^h(\omega = 0)$ decreases again.

3.4 Electronic heat current noise in thermal equilibrium

Next, let us focus on thermal equilibrium which is attained when the two temperatures are set equal, i.e. if $T_L = T_R$. In this case the average heat current vanishes identically, while its fluctuations remain finite. The zero-frequency spectra of both noise spectra for heat and electric current noise increase upon increasing the coupling strength Γ . This is so because the transmission probability increases. The corresponding heat noise power is nonzero in equilibrium, however, as depicted with Fig. 2(b).

In thermal equilibrium with $T_L = T_R = T$ the nonequilibrium zero frequency PSD in Eq. (33) simplifies further, obeying

$$\tilde{S}^h(\omega = 0, T) = 2k_B T^2 \tilde{G}^h(\omega = 0), \quad (35)$$

where $\tilde{G}^h(\omega = 0)$ denotes the static, linear heat conductance, obtained from expanding the result in Eq. (28)

around a small temperature bias and comparing with Eq. (33). This result is therefore in agreement with the fluctuation-dissipation-theorem (FDT) for the static heat conductance.

Note that an extension to a Green-Kubo-like, but now frequency dependent conductance, however, would intrinsically require also intermediate time-varying temperatures $T(t)$. Such a concept with a time-dependent, nonequilibrium temperature, cannot be justified in the coherent quantum regime of an open system with only one level ϵ_0 connecting the two leads. In fact even for a different setup with a spatially extended intermediate thermal conductor it has been found in Ref. [44] that at finite frequencies ω the PSD is not related to the corresponding linear heat conductance in the ballistic, low temperature transport regime. This violation of the FDT is thus far from being fully settled in the literature.

The properties at zero absolute temperature, $T_L = T_R = 0$, become even more subtle. Here, the heat current PSD at finite frequencies ω still depends on frequency. This dependence originates from quantum fluctuations where virtual transitions of electrons from lead-to-lead occur [44]. The Fermi distribution equals the Heaviside step function in this case. Therefore, the contributions to the integrand in Eq. (30) stems from the interval $[-\Omega, 0]$. After an integration of Eq. (30), one finds for the frequency dependent PSD the expression:

$$\begin{aligned} & \tilde{S}^h(\omega, T_L = T_R = 0) \\ &= \frac{\Gamma}{4\pi\hbar} \left\{ [(2\Omega)^2 - 2\Gamma^2] \arctan\left(\frac{\Omega}{\Gamma}\right) \right. \\ & \quad \left. + 2\Omega\Gamma \left[1 + \log\left(\frac{\Gamma^4}{(\Omega^2 + \Gamma^2)^2}\right) \right] \right\}, \quad \Omega \equiv \hbar\omega. \end{aligned} \quad (36)$$

In the limit $\Gamma \rightarrow \infty$ the zero-temperature PSD scales like $\tilde{S}^h(\omega) \propto \omega^3$. This is in full agreement with results obtained in the work [44] for a different setup, where such

an asymptotic behavior is found uniformly throughout the whole frequency region. This uniform feature no longer holds true when Γ is finite: The second term in the rhs of (36) introduces a linear cutoff in the limit $\omega \rightarrow 0$, so that $[\tilde{S}^h(\omega) - \tilde{S}^h(\omega = 0)] \propto \omega$ in the extreme low frequency limit. In distinct contrast, in the high-frequency region, the first term in the rhs of (36) becomes dominating. As a consequence, the PSD (36) in the high frequency limit approaches a square-law asymptotic crossover dependence, $\tilde{S}^h(\omega) \propto \omega^2$.

4 Conclusions and sundry topics

By using the Green function formalism we have investigated electronic heat current. Our focus centered on the issue of the heat current fluctuations in a molecular junction model composed of a single orbital molecular wire. For the noninteracting case we succeeded in deriving a closed form for the frequency dependence of heat current noise; i.e. the heat noise PSD, both in nonequilibrium $T_L \neq T_R$ and in thermal equilibrium $T_L = T_R$. The dependence of the heat current noise on the orbital energy ε_0 is qualitatively different from that for the accompanying electric current noise, see Fig. 5. Moreover, the heat current fluctuation properties depend strongly on the overall tunneling coupling strengths $\Gamma_L = \Gamma_R = \Gamma$.

In the zero-temperature limit, the PSD of the heat current noise obeys two distinctive asymptotic behaviors, being different in the intermediate-low frequency and in the high-frequency regimes. The particular square-law behavior of the PSD in the high-frequency region is due to the Lorentzian shape of the transmission coefficient $\mathcal{T}(E)$ in Eq. (29). Yet, the general effect would remain for any choice of the coefficient in the form of a localized, bell-shaped function: the noise spectrum will deviate from a cubic power-law asymptotic behavior upon entering the high-frequency region.

As emphasized in our introduction, with this work only the electron subsystem has been considered. Realistic heat transport in real molecular junctions would involve the complexity of interacting electrons and electron-phonon interactions [8]. This electronic heat transport may dominate in certain situations so that the measured heat noise can be attributed approximately to the electronic component only. The unified approach, which would include both the electron and the phonon subsystems, as well as the effects of their interactions, presents a future challenge although several contributions in this direction for the average heat current (but not the heat current noise PSD) have already been undertaken before [8, 30, 33, 51].

4.1 Open issues

We conclude this study with further remarks that may shed light on challenging open problems and in addition may invigorate others to pursue future research in objectives addressed with our study. A first observation is that we obtained within the Green function analysis tractable expressions for quantum transport in the steady state without

ever having to invoke the explicit knowledge of the inherent nonequilibrium density operator. Naturally, the quantum averages for the current and the auto-correlation of the quantum fluctuations carry less information as encompassed with the full steady state nonequilibrium density operator. The latter nonequilibrium density operator is typically very difficult to obtain and explicit results are known for tailored situations only. In fact, explicit results are very intricate already for those cases with overall quadratic Hamiltonians [52].

As discussed above, a much more subtle issue refers to the experimental detection of quantum correlations. In clear contrast to the case with a quantum, single-time expectation of a quantum observable, the issue of measurement of manifest quantum correlations is a delicate objective that is only rarely addressed with sufficient care in the literature. This is so because the mere calculation of a theoretical two-time quantum correlations does not say anything about its feasible experimental measurement scenario. Either strong (i.e. von Neumann-type) or weak quantum measurements impact the dynamics as clearly manifested with the example of the Zeno-effect [53, 54].

With more than one time present this objective relates to the problem of measurements of quantities that are not given in terms of quantum observables [49, 50, 55, 56]. To appreciate the complexity somewhat in more detail let us first consider the case with classical random variables. Then the PSD can be obtained experimentally as the limit of a time average of the *classical* random process $J^h(t)$, via considering the expression

$$\tilde{S}_{t \rightarrow \infty}^h(\omega) = \lim_{t \rightarrow \infty} \frac{1}{2t} \left| \int_{-t}^t ds J^h(s) \exp(i\omega s) \right|^2. \quad (37)$$

Note that classically the measurement of the *stochastic* variable of the instantaneous heat flow $J^h(t)$ presents no serious problem while the same is not straightforward for a quantum dynamics. Moreover, even classically, the result in (37) holds true only when the stochastic, finite value $\tilde{S}_t^h(\omega)$ tends to the exact ensemble averaged value $\tilde{S}^h(\omega)$, with its variance approaching zero as $t \rightarrow \infty$. The latter implies conditions of higher, fourth-order correlations to be satisfied [57]. With the feature of dealing with the non-commutation property of quantum observables at different times no such direct scenario is available for experiment. Here the complexity of quantum measurements will enter in its full generality. Only for tailored situations this task may simplify further, as it was the case in Sects. 3.2, 3.4 for the zero frequency limit.

As mentioned already above, the case of quantum linear response theory may come as support also for nonequilibrium: The measurement of a single observable (here the heat flux operator) due to an external perturbation is typically related to the evaluation of a specific quantum correlation function [47]. The case of the quantum-dissipation relation of Callen-Welton in thermal equilibrium presents

such a celebrated case [58,59,60]. There, the dissipative part of the measurable, frequency-dependent susceptibility of a perturbed observable B is uniquely related to the power spectral density $S_{BA}(\omega)$ of quantum fluctuations of the observable B and the fluctuations of observable A to which an applied external conjugate force couples. In our case it remains therefore a formidable task to identify the corresponding variable for the nonequilibrium situation so that the single-time measurement of its linear response becomes related to the heat PSD in Eq. (30) in a prescribed manner. This at best is possible for the thermal equilibrium PSD in which an imposed energy perturbation couples to the thermal affinity $\Delta T/T$; cf. in Refs. [61,62,63]. This is not possible, however, for the equilibrium heat flow fluctuations at absolute $T = 0$, with the inherent thermal affinity being divergent. In presence of quantum coherence destroying phenomena, such as high temperature or disorder, the nature of quantum correlations becomes suppressed. Then, the classical scenario can be used again to validate the theoretical predictions in thermal equilibrium [4,60] and for tailored steady-state nonequilibrium situations; note the nonequilibrium fluctuation theorems in Ref. [47].

Acknowledgements Work supported by the German Excellence Initiative via the “Nanosystems Initiative Munich” (NIM) (P.H.), the DFG priority program DFG-1243 “Quantum transport at the molecular scale” (F.Z., P.H.), and the Volkswagen Foundation (Project No. I/83902) (P. H. and S.D).

References

- [1] M. A. Reed, C. Zhou, C.J. Muller, T.P. Burgin, and J.M. Tour, *Science* **278**, 252 (1997).
- [2] A. Nitzan and M. A. Ratner, *Science* **300**, 1384 (2003).
- [3] C. Joachim and M. A. Ratner, *Proc. Natl. Acad. Sciences* **102**, 8801 (2005).
- [4] Y. M. Blanter and M. Büttiker, *Phys. Rep.* **336**, 1 (2000).
- [5] P. Hänggi, M. Ratner, and S. Yaliraki, *Chem. Phys.* **281**, 111 (2002).
- [6] S. Kohler, J. Lehmann, and P. Hänggi, *Phys. Rep.* **406**, 379 (2005).
- [7] G. Cuniberti, G. Fagas, and K. Richter, (eds.), *Lect. Notes Phys.* **680**, 1–518 (2005).
- [8] Y. Dubi and M. D. Ventra, *Rev. Mod. Phys.* **83**, 131 (2011).
- [9] S. R. Forrest, *Nature* **428**, 911 (2004).
- [10] C. Joachim, J. K. Gimzewski, and A. Aviram, *Nature* **408**, 541 (2000).
- [11] N. J. Tao, *Nanotechnology* **1**, 173 (2006).
- [12] X. D. Cui, A. Primak, X. Zarate, J. Tomfohr, O. F. Sankey, A. L. Moore, T. A. Moore, D. Gust, G. Harris, and S. M. Lindsay, *Science* **294**, 571 (2001).
- [13] J. Reichert, R. Ochs, D. Beckmann, H. B. Weber, M. Mayor, and H. v. Löhneysen, *Phys. Rev. Lett.* **88**, 176804 (2002).
- [14] L. S. Levitov and M. Reznikov, *Phys. Rev. B* **70**, 115305 (2004).
- [15] J. P. Morten, D. Huertas-Hernando, W. Belzig, and A. Brataas, *Phys. Rev. B* **78**, 224515 (2008).
- [16] D. A. Bagrets and Y. V. Nazarov, *Phys. Rev. B* **67**, 085316 (2003).
- [17] M. Esposito, U. Harbola, and S. Mukamel, *Rev. Mod. Phys.* **81**, 1665 (2010).
- [18] N. Clément, S. Pleutin, O. Seitz, S. Lenfant, and D. Vuillaume, *Phys. Rev. B* **76**, 205407 (2007).
- [19] C. Beenakker and C. Schönberger, *Physics Today* **56**, 37 (2003).
- [20] Y. P. Li, D. C. Tsui, J. J. Heremans, J. A. Simmons, and G. W. Weimann, *Appl. Phys. Lett.* **57**, 774 (1990).
- [21] M. Büttiker, *Phys. Rev. B* **45**, 3807 (1992).
- [22] S. Camalet, S. Kohler, and P. Hänggi, *Phys. Rev. B* **70**, 155326 (2004).
- [23] F. Zhan, N. Li, S. Kohler, and P. Hänggi, *Phys. Rev. E* **80**, 061115 (2009).
- [24] H. L. Engquist and P. W. Anderson, *Phys. Rev. B* **24**, 1151 (1981).
- [25] U. Sivan and Y. Imry, *Phys. Rev. B* **33**, 551 (1986).
- [26] P. N. Butcher, *J. Phys. Condens. Matter* **2**, 4869 (1990).
- [27] J. Koch, F. von Oppen, Y. Oreg, and E. Sela, *Phys. Rev. B* **70**, 195107 (2004).
- [28] Y. C. Chen and M. Di Ventra, *Phys. Rev. Lett.* **95**, 166802 (2005).
- [29] M. Galperin, A. Nitzan, and M. A. Ratner, *Phys. Rev. B* **73**, 045314 (2006).
- [30] M. Galperin, A. Nitzan, and M. A. Ratner, *Phys. Rev. B* **75**, 155312 (2007).
- [31] D. Segal, *Phys. Rev. B* **73**, 205415 (2006).
- [32] M. Paulsson and S. Datta, *Phys. Rev. B* **67**, 241403 (2003).
- [33] M. Galperin, M. A. Ratner, and A. Nitzan, *J. Phys.: Condens. Matter* **19**, 103207 (2007).
- [34] J. S. Wang, J. Wang, and J. T. Lü, *Eur. Phys. J. B* **62**, 381 (2008).
- [35] N. Li, J. Ren, L. Wang, G. Zhang, P. Hänggi, and B. Li, *Rev. Mod. Phys.* **84**, 1045 (2012).
- [36] J. Lehmann, S. Kohler, P. Hänggi, and A. Nitzan, *Phys. Rev. Lett.* **88**, 228305 (2002).
- [37] J. Lehmann, S. Camalet, S. Kohler, and P. Hänggi, *Chem. Phys. Lett.* **368**, 282 (2003).
- [38] C. W. Chang, D. Okawa, A. Majumdar, and A. Zettl, *Science* **314**, 1121 (2006).
- [39] L. Wang and B. Li, *Phys. Rev. Lett.* **99**, 177208 (2007).
- [40] B. Li, L. Wang, and G. Casati, *Phys. Rev. Lett.* **93**, 184301 (2004).
- [41] B. Li, L. Wang, and G. Casati, *Appl. Phys. Lett.* **88**, 143501 (2006).
- [42] M. Rey, M. Strass, S. Kohler, P. Hänggi, and F. Sols, *Phys. Rev. B* **76**, 085337 (2007).
- [43] I. V. Krive, E. N. Bogachev, A. G. Scherbakov, and U. Landman, *Phys. Rev. B* **64**, 233304 (2001).
- [44] D. V. Averin and J. P. Pekola, *Phys. Rev. Lett.* **104**, 220601 (2010).
- [45] F. Zhan, S. Denisov, and P. Hänggi, *Phys. Rev. B* **84**, 195117 (2011).
- [46] Ø. L. Bø and Y. Galperin, *J. Phys.: Condens. Matter* **8**, 3033 (1996).
- [47] P. Hänggi and H. Thomas, *Phys. Rep.* **88**, 207 (1982).
- [48] V. S. Vladimirov, *Equations of Mathematical Physics* (New York, Dekker, 1971).
- [49] M. Campisi, P. Talkner, and P. Hänggi, *Phys. Rev. Lett.* **105**, 140601 (2010).

- [50] M. Campisi, P. Talkner, and P. Hänggi, *Phys. Rev. E* **83**, 041114 (2011).
- [51] D. Segal, A. Nitzan, and P. Hänggi, *J. Chem. Phys.* **119**, 6840 (2003).
- [52] A. Dhar, K. Saito, and P. Hänggi, *Phys. Rev. E* **85**, 011126 (2012).
- [53] W. M. Itano, D. J. Heinzen, J. J. Bollinger, and D. Wineland, *Phys. Rev. A* **41**, 2295 (1990).
- [54] P. Facchi and S. Pascazio, *Progress in Optics*, **42**, 147 (2001).
- [55] P. Talkner, E. Lutz, and P. Hänggi, *Phys. Rev. E* **75**, 050102 (2007).
- [56] A.A. Clerk, M.H. Devoret, S.M. Girvin, F. Marquardt, and R.J. Schoelkopf, *Rev. Mod. Phys.* **82**, 1155 (2010).
- [57] A. Papoulis, *Probability, Random Variables, and Stochastic Processes* (McGraw-Hill Book Company, New York, 1965); see pp. 343-ff therein.
- [58] H. B. Callen and T. Welton, *Phys. Rev.* **83**, 34 (1951).
- [59] J. Des Cloizeaux, *Linear response, generalized susceptibility and dispersion theory*, In: *Theory of condensed matter*, F. Bassani, G. Cagliotto, J. Ziman, eds. (International Atomic Energy Agency, Vienna 1968), pp. 325 – 354.
- [60] P. Hänggi and G. L. Ingold, *Chaos* **15**, 026105 (2005).
- [61] W. M. Visscher, *Phys. Rev. A* **10**, 2461 (1974).
- [62] P. B. Allen and J. L. Feldman, *Phys. Rev. B* **48**, 12581 (1993).
- [63] S. Liu, P. Hänggi, N. Li, J. Ren, and B. Li, *Anomalous heat diffusion*, arXiv:1306.3167.