

The CDEX-1 1 kg Point-Contact Germanium Detector for Low Mass Dark Matter Searches

KANG Ke-Jun^{†1}, YUE Qian^{††1}, WU Yu-Cheng^{†1}, CHENG Jian-Ping^{†1}, LI Yuan-Jing^{†1}, BAI Yang^{†3}, BI Yong^{†5}, CHANG Jian-Ping^{†4}, CHEN Nan^{†1}, CHEN Ning^{†1}, CHEN Qing-Hao^{†1}, CHEN Yun-Hua^{†6}, CHUANG You-Chun⁷, DENG Zhi^{†1}, DU Qiang^{†1}, GONG Hui^{†1}, HAO Xi-Qing^{†1}, HE Qing-Ju^{†1}, HU Xin-Hui^{†3}, HUANG Han-Xiong^{†2}, HUANG Teng-Rui⁷, JIANG Hao^{†1}, LI Hau-Bin⁷, LI Jian-Min^{†1}, LI Jin^{†1}, LI Jun^{†4}, LI Xia^{†2}, LI Xin-Ying^{†3}, LI Xue-Qian^{†3}, LI Yu-Lan^{†1}, LIAO Heng-Ye⁷, LIN Fong-Kay⁷, LIN Shin-Ted⁷, LIU Shu-Kui^{†5}, LV Lan-Chun^{†1}, MA Hao^{†1}, MAO Shao-Ji^{†4}, QIN Jian-Qiang^{†1}, REN Jie^{†2}, REN Jing^{†1}, RUAN Xi-Chao^{†2}, SHEN Man-Bin^{†6}, Lakhwinder SINGH^{7,8}, Manoj Kumar SINGH^{7,8}, Arun Kumar SOMA^{7,8}, SU Jian^{†1}, TANG Chang-Jian^{†5}, TSENG Chao-Hsiung⁷, WANG Ji-Min^{†6}, WANG Li^{†5}, WANG Qing^{†1}, WONG Tsz-King Henry⁷, WU Shi-Yong^{†6}, WU Wei^{†3}, WU Yu-Cheng^{†4}, XING Hao-Yang^{†5}, XU Yin^{†3}, XUE Tao^{†1}, YANG Li-Tao^{†1}, YANG Song-Wei⁷, YI Nan^{†1}, YU Chun-Xu^{†3}, YU Hao^{†1}, YU Xun-Zhen^{†5}, ZENG Xiong-Hui^{†6}, ZENG Zhi^{†1}, ZHANG Lan^{†4}, ZHANG Yun-Hua^{†6}, ZHAO Ming-Gang^{†3}, ZHAO Wei^{†1}, ZHONG Su-Ning^{†3}, ZHOU Zu-Ying^{†2}, ZHU Jing-Jun^{†5}, ZHU Wei-Bin^{†4}, ZHU Xue-Zhou^{†1}, and ZHU Zhong-Hua^{†6}

¹Department of Engineering Physics, Tsinghua University, Beijing, 100084

²Institute of Nuclear Physics, China Institute of Atomic Energy, Beijing, 102413

³School of Physics, Nankai University, Tianjin, 300071

⁴NUCTECH Company, Beijing, 100084

⁵School of Physical Science and Technology, Sichuan University, Chengdu, 610065

⁶YaLong River Hydropower Development Company, Chengdu, 610051

⁷Institute of Physics, Academia Sinica, Taipei, 11529

⁸Department of Physics, Banaras Hindu University, Varanasi, 221005

Abstract: The CDEX Collaboration has been established for direct detection of light dark matter particles, using ultra-low energy threshold p-type point-contact germanium detectors, in China JinPing underground Laboratory (CJPL). The first 1 kg point-contact germanium detector with a sub-keV energy threshold has been tested in a passive shielding system located in CJPL. The outputs from both the point-contact p⁺ electrode and the outside n⁺ electrode make it possible to scan the lower energy range of less than 1 keV and at the same time to detect the higher energy range up to 3 MeV. The outputs from both p⁺ and n⁺ electrode may also provide a more powerful method for signal discrimination for dark matter experiment. Some key parameters, including energy resolution, dead time, decay times of internal X-rays, and system stability, have been tested and measured. The results show that the 1 kg point-contact germanium detector, together with its shielding system and electronics, can run smoothly with good performances. This detector system will be deployed for dark matter search experiments.

Key words: CDEX, point-contact germanium detector, dark matter, CJPL

PACS: 95.35.+d, 95.55.Vj

1 Introduction

Light dark matter particles with masses of less than 10 GeV have been come a new target for direct detection experiments. In order to search for dark matter Weakly Interacting Massive Particles (WIMP) in the low mass region, it is necessary to develop a detector system with an ultra-low energy threshold, as well as keeping its background level ultra-low. High Purity Germanium (HPGe) has been chosen as the target and detector for dark matter searches due to its very low radioactivity, very good

energy resolution, ultra-low energy threshold and modular structure, which makes it easy to scale up to larger and larger masses of detector array while keeping almost the same performances as that of a small mass detector module. The China Dark matter Experiment (CDEX) Collaboration was established in 2009 to start a new program for searching for light dark matter, using ultra-low energy threshold germanium array detector systems. The physical goals and technical feasibility of the CDEX experiment were explored some time ago before the col-

[†]Corresponding author. E-mail: yueq@mail.tsinghua.edu.cn

^{††}The member of CDEX Collaboration

laboration itself [1]. The first physics results for a dark matter search with an ultra-low energy threshold HPGe detector in a surface laboratory were published by the TEXONO collaboration [2], and are also partially based on such endeavors.

Other experiments, such as CoGeNT [3], XENON [4], CDMS [5], CRESST [6], DAMA [7] and so on, scan the low mass region for dark matter with different targets based on different technologies. The most stringent exclusive curve so far has been given by the XENON experiment in 2012. The WIMP-nucleon spin-independent cross-section is about 10^{-45} cm² at a WIMP mass of 50 GeV, but the sensitivity is still not good in the low mass region of less than 10 GeV [6], even though the results from XENON have excluded the regions claimed by CoGeNT, DAMA and CRESST. The results from CoGeNT, DAMA and CRESST are also inconsistent with each other. All of these new results show us that the searching for WIMP in the low mass region has become topic of keen debate in recent years.

The CDEX collaboration will directly detect light dark matter particle WIMPs with masses of about 10 GeV using a tonne-scale germanium detector array composed of many 1 kg-scale PCGe (point-contact germanium) detectors. The energy threshold level and other performances of the tonne-scale detector should be almost the same, therefore, as that of a 1 kg-scale detector. A 1kg-scale PCGe detector which can achieve an ultra-low energy threshold of less than 500 eV makes it powerful enough to scan the low mass region of dark matter. As a first step, the CDEX collaboration has studied a 1 kg PPCGe detector (CDEX-1).

2 CJPL

China JinPing underground Laboratory (CJPL) is located in the central part of a 17.5 km-long traffic tunnel which was built for the construction of hydropower plants on both sides of JinPing Mountain in Sichuan province, southwest China. The rock overburden in the central part of the traffic tunnel is about 2400 m (6720 m water equivalent depth). The construction of CJPL started in 2009 and the laboratory has been formally running since Dec. 2010. The current volume of CJPL is about 4000 m³ [8]. The cosmic-ray flux has been measured by two triple-coincident scintillation counter telescopes and the Muon flux measured to be about 60 muons y⁻¹m⁻² [9]. This low flux is highly beneficial for dark matter searches and other rare event experiments in situ. Both the deep rock overburden to shield from cosmic-ray and the ambient rock with very low radioactivity make CJPL the best underground laboratory in the world for ultra-low background experiments such as dark matter, double beta decay and so on. It is also

planned to further enlarge the space available at CJPL to host more experiments in the future.

3 The CDEX-1 detector system

The CDEX-1 detector system has been set up in a polyethylene room, which has 1 meter-thick wall inside the CJPL. The whole system consists of three parts: a 1 kg point-contact germanium detector; electronics and read out system; and a shielding system. This paper will describe the structure and performance of CDEX-1 in situ at CJPL.

3.1 1 kg-scale PPCGe detector

The point-contact technology of a HPGe detector was developed several decades ago based on the general coaxial germanium detector technology [10]. In order to achieve an ultra-low energy threshold, the area of the germanium detector electrode should be as small as possible. We know that beside electronics noise the noise of a detector depends mainly on the capacitance of the detector. The capacitance of a detector is mainly related to the size of the electrode on the germanium detector. The electrode size of the contact point on a germanium detector can reach mm-scale and the corresponding capacitance can be ~ 1 pF. This point-contact technology provides the possibility to decrease the energy threshold of a germanium detector down to 500 eV or even lower.

Collaborating with Canberra Company, the CDEX collaboration has developed a p-type point-contact germanium (PPCGe) detector with a mass of 1 kg, which is the largest in the world so far. The structural materials of the 1 kg PPCGe detector, with ultra-low radioactivity background, and its upgraded low noise pre-amp electronics give the detector a low radiation background and low noise qualities. The structure of the CDEX-1 PPCGe is shown in Fig.1. The 1 kg PPCGe crystal is encapsulated within 1.5 mm-thick Oxygen Free High Conductivity (OFHC) copper endcap. To suppress external low energy gamma rays (and X-rays), the endcap is windowless. The distance between the germanium crystal and the endcap is about 4mm. The crystal cylinder has an n⁺ type contact on the outer surface and a tiny p⁺ type contact as the central electrode. The small diameter of the central electrode with the order of 1 mm reduces the capacitance of the detector to the order of 1 pF and greatly improves the intrinsic noise characteristics.

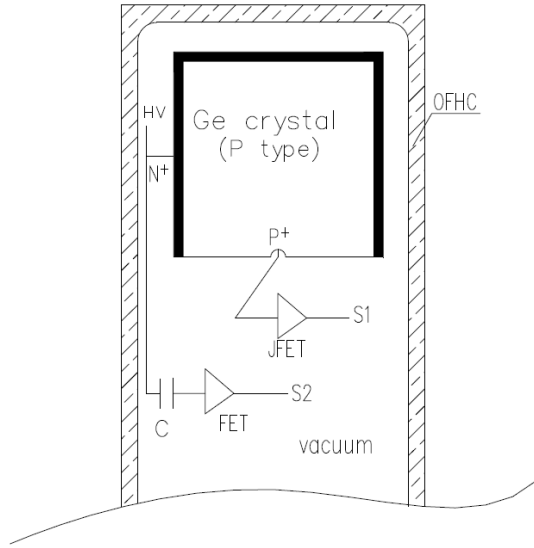


Fig. 1. The structure of CDEX-1 1 kg PPCGe detector.

3.2 The CDEX-1 electronics and read out system

The pre-amplifier outputs of the CDEX-1 1 kg PPCGe detector include the S1 signal from the point-contact p⁺ electrode and S2 signal from the n⁺ electrode which also served as the HV electrode. The p⁺ point contact signal is readout by a pulsed optical feedback preamplifier with an ultra-low noise JFET nearby, and the signal from the n⁺ type electrode is also readout by a resistive feedback preamplifier. Each pre-amplifier has 4

outputs: three identical OUT_E for energy measurement and one OUT_T for timing measurement which was not used for this experiment. The multiple outputs provide more choices to connect more main amplifiers with different shaping times and gains. All outputs should be well connected to the high impedance inputs of downstream modules. The detector is recommended to be operated under +3500 V high voltage.

The electronics and data acquisition system of the CDEX-1 1 kg PPCGe is illustrated simply in Fig.2. All the NIM/VME modules and crates remain commercial products from Canberra [11] and CAEN [12] companies. In order to distinguish different pulse shapes, the signals from one OUT_E of each preamplifier are amplified by a fast timing amplifier (Canberra 2111) and then fed into the flash analog-to-digital converter (FADC, CAEN V1724, 100MHz sampling frequency) for fast pulse digital processing. The other preamplifier outputs are directly connected into a conventional spectroscopy amplifier (Canberra 2026) and then fed into the FADC for digitization. The signals from n⁺ electrode are also fed into the FADC for digitization. One signal from the p⁺ point contact electrode is discriminated after the spectroscopy amplifier and served as one of the trigger for the detector system. The random trigger signals at rate of 0.05 Hz from a pulse generator are used to measure the dead time of the electronics and read out system. All the data is transferred to a PC through a duplex optical fiber. The total trigger rate of the CDEX-1 1 kg PPCGe detector system is kept less than 10 Hz for long term data taking.

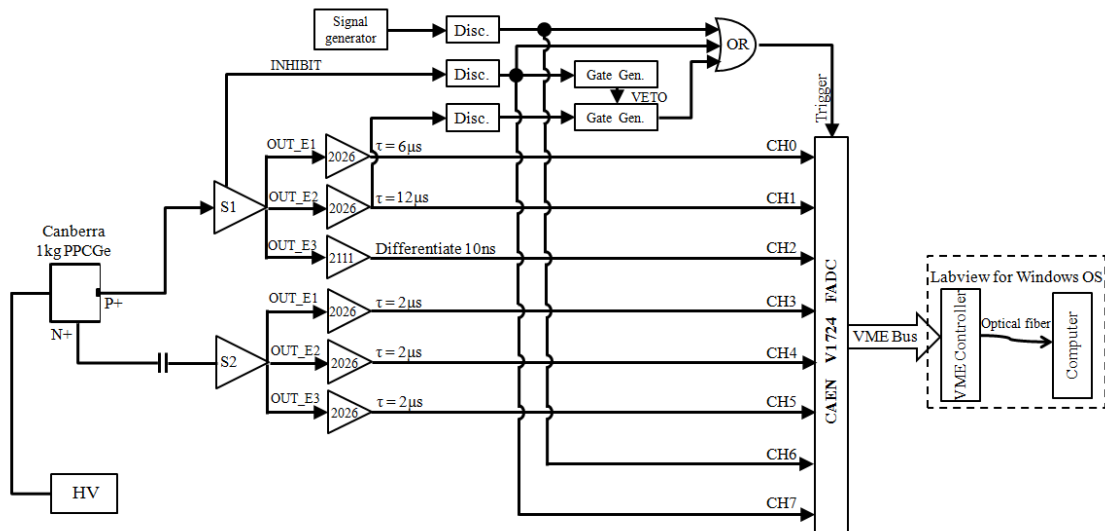


Fig. 2. The schematic electronic diagram of CDEX-1 1 kg PPCGe detector

3.3 The shielding system

The CDEX-1 1 kg PPCGe detector was installed into CJPL in order to avoid background from cosmic-rays. A passive shielding system has been setup for shielding from gamma ray or neutron backgrounds from ambient rock and materials. The structure of the shielding system is shown in Fig.3 and the materials from outside to inside are: 20 cm thick lead to shield from external gamma radiation from rock and other materials; and 20 cm thick boron-loaded polyethylene for neutron deceleration and thermal neutron absorption. The whole shielding system is located inside a 1 m thick layer of polyethylene for neutron shielding, which is not shown in Fig.3. The CDEX-1 1 kg PPCGe detector was housed in the shielding system along with LN2 Dewar. A 20 cm thick layer of OFHC copper surrounds the cryostat of the PPCGe detector to further decrease the residual gamma background from outside. The internal space between the 20 cm OFHC copper shielding and the cryostat flushed with pure nitrogen gas to eliminate radioactive radon gas.

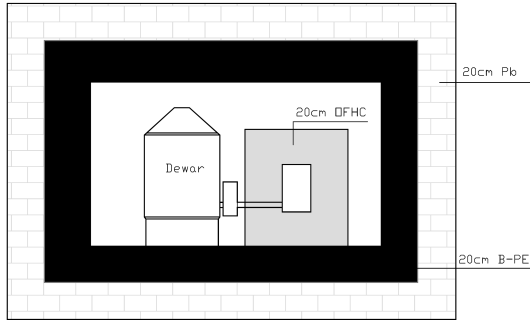


Fig. 3. The shielding system of CDEX-1

4 The CDEX-1 1 kg PPCGe detector Performances

The CDEX-1 1 kg PPCGe detector has been installed and thoroughly tested to achieve its optimal performances. Due to the 1.5 mm OFHC copper window, the 1 kg PPCGe detector could not be calibrated with external low-energy gamma or X-rays, as they cannot pass through the OFHC copper window. The studies of the detector performances have to be done using its own internal characteristic X-ray lines in the low energy range.

The measured spectrum includes the 10.37 keV K-shell X-ray from ^{71}Ge and ^{68}Ge atoms, the 8.98 keV X-ray of ^{65}Zn atom and even 1.29 keV L-shell X-ray from ^{71}Ge and ^{68}Ge atoms. These internal characteristic X-ray lines can be used to calibrate the detector, monitor the stability of the detector system and study the energy resolution at different energy ranges. Many of the characteristic X-ray lines at the energy range of less than 12 keV are summarized in Table 1.

Table 1. The energies and lifetimes of K-shell and L-shell X-rays for different atoms.

Atomic species	E (K-shell) (keV)	E (L-shell) (keV)	Lifetime (day)
^{73}As	11.10	1.414	80.30
^{71}Ge	10.37	1.298	11.43
^{68}Ge	10.37	1.298	270.8
^{68}Ga	9.66	1.194	0.047
^{65}Zn	8.98	1.096	244.3
^{56}Ni	7.71	0.926	6.077
^{56}Co			271.9
^{57}Co	7.11	0.846	77.28
^{58}Co			70.87
^{55}Fe	6.54	0.769	997.1
^{54}Mn	5.99	0.695	312.3
^{51}Cr	5.46	0.628	27.70
^{49}V	4.97	0.564	330

4.1 Energy calibration

As illustrated in Fig.2, different gains and shaping times are chosen to process the pre-amplifier signals. The channels from S1 have been set to only cover the low energy range below 12 keV and they can only be calibrated by the intrinsic characteristic X-ray lines of the natural long-life cosmogenic radioactive nuclei. Meanwhile, the channels from S2 are used to trace the backgrounds in relatively higher energy regions. So the channels from S2 are calibrated by some radiation source samples, e.g. Europium in our cases. Many peaks are fitted to do the energy calibration and energy linearity study. The 10.37 keV peak and its fit result are shown in Fig.4 as a sample. The calibration results of different channels are displayed in Fig.5, showing one channel from S1 and three channels from S2. The calibration information can be seen in Tab.1. At the same time, the zero energy point can be defined with random trigger events.

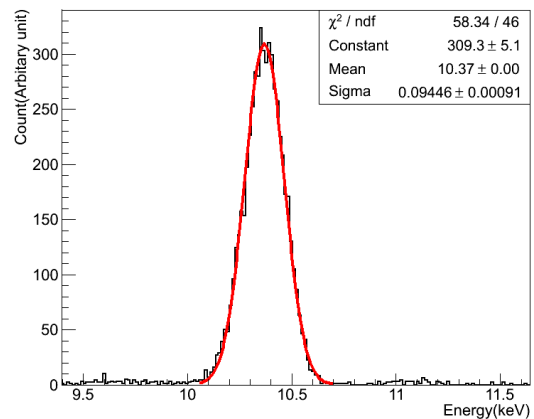


Fig. 4. The 10.37 keV K-shell X-ray peak of $^{68,71}\text{Ge}$ and the energy resolution fitting result.

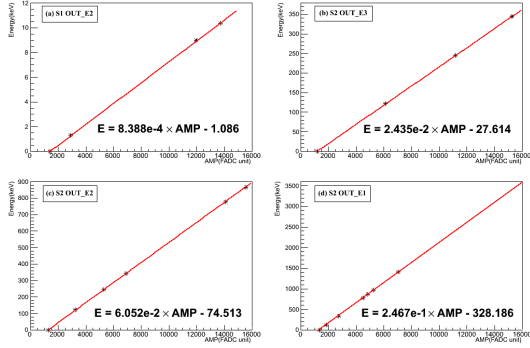


Fig. 5. Energy calibrations of the CDEX-1 PPCGe detector including both S1 channel (a) and three channels from S2 with different gains (b) (c) (d).

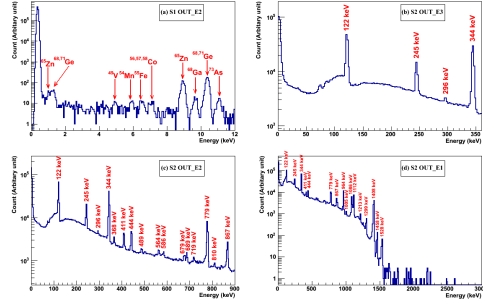


Fig. 6. Spectra associated with S1 channel (a) and the channels from S2 (b) (c) (d) with different gains.

Table 2. Selection of X-ray and gamma lines for calibration

S1 OUT_E2			S2 OUT_E3		S2 OUT_E2		S2 OUT_E1	
Background			Source ^{152}Eu					
Isotope	E (keV)	FWHM (keV)	E (keV)	FWHM (keV)	E (keV)	FWHM (keV)	E (keV)	FWHM (keV)
$^{68,71}\text{Ge}$ (X)	1.299	0.251	121.8	4.44	121.8	5.82	121.8	7.47
^{65}Zn (X)	8.979	0.212	244.7	4.81	244.7	7.02	344.3	6.39
$^{68,71}\text{Ge}$ (X)	10.37	0.222	344.3	4.19	344.3	5.34	778.9	8.04
					778.9	6.39	867.4	9.60
					867.8	7.52	964.1	7.65
							1408	7.00

4.2 Energy resolution

The measured energy spectra for calibration are shown in Fig.6. Various characteristic X-ray and gamma lines can be clearly seen. The resolutions of different energy peaks are calculated and given in Tab.2. One can see from the spectra that there are many other characteristic X-ray peaks in the S1 OUT_E2 spectrum and that the energy threshold can be brought down to less than 1 keV without any electronic noise suppression. The X-ray peak from ^{65}Zn L-shell can also be identified. So, we can see from the background spectrum of S1 OUT_E2 that the detector has an ultra-low energy threshold and good energy resolution.

4.3 Decay of the low-energy characteristic X-rays

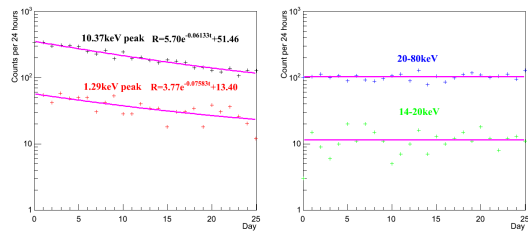


Fig. 7. Decays of characteristic X-rays associated with ^{71}Ge ($T_{1/2} = 11.4$ d).

The characteristic X-rays observed in the low-energy spectrum from the point-contact electrode of the 1 kg PPCGe detector originate from the cosmogenic activation of the germanium crystal. After a long time of exposure to cosmic rays at ground level the intensities of these X-rays will achieve a balanced status. After the germanium detector was moved into CJPL, the balanced status was broken and the number of radioactive nuclei decreased due to the lower production rate, which is related to the much lower Muon flux inside CJPL. One can then measure the decays of some short life-time radioactive nuclei. Fig.7 shows the decays of the 10.37 keV K-shell EC X-ray (KX-ray) peak and the 1.29 keV L-shell EC X-ray peak (LX-ray) from ^{68}Ge and ^{71}Ge . Due to the relatively long half-life of ^{68}Ge , the decay is mainly induced by the ^{71}Ge isotope. The rate data is fitted with exponential decay plus a constant background. The decay times of the 10.37 keV peak (11.3 ± 0.9 d) and the 1.29 keV peak (11.8 ± 3.0 d) are coincident with the half-life of ^{71}Ge ($T_{1/2} = 11.4$ d). At the same time, there are no clear decays for events in the 14-20 keV and 20-80 keV energy ranges, which are mainly due to long-lived radioactive isotopes and other backgrounds.

4.4 Dead time

To calculate the real event rate, it is necessary to know the dead time of the data acquisition (DAQ) sys-

tem of CDEX-1 1 kg PPCGe detector. One can see that in Fig.2, there is a signal generator which contributes about 0.05 Hz to the total trigger rate of the CDEX-1 DAQ system. This periodic trigger can be considered as independent from the physical triggers from the 1 kg PPCGe detector and so be served as random triggers. The dead time of CDEX-1 DAQ system can then be calculated as the ratio of the unrecorded random trigger number and the generated random trigger number. Based on the data already collected the dead time of the CDEX-1 DAQ system is less than 1%.

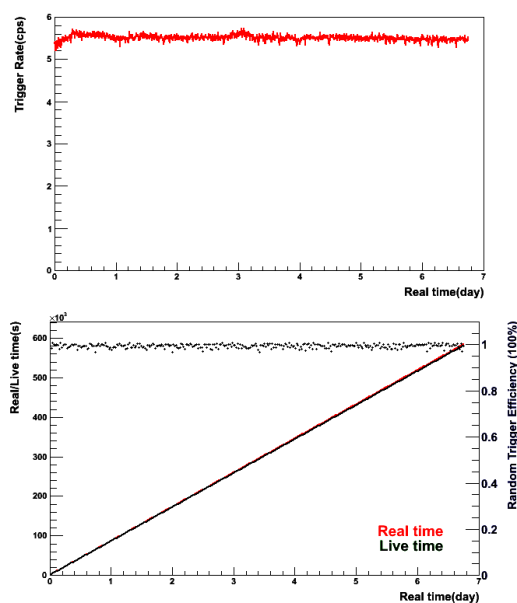


Fig. 8. Stability check of the CDEX-1 PPCGe detector.

4.5 Stability of the 1 kg PPCGe detector

To verify the validity of the data, several preliminary offline analysis were carried out, including trigger rate, random trigger efficiency and the ratio of real time to live time. In Fig.8, one can see that the trigger rate and random trigger efficiency of the CDEX-1 DAQ are both relatively stable, showing that we can expect the whole experiment system to run smoothly and stably.

5 Summary

The CDEX collaboration has been established to search for dark matter particles with a tonne-scale mass germanium detector array system. As the first stage experiment, the CDEX collaboration has set up a point-contact germanium detector with a mass of 1 kg scale (CDEX-1) and studied the performance of the whole system in CJPL. The results show that the CDEX-1 detector system can run smoothly with good energy resolution and an ultra-low energy threshold. For the next step this detector system will be used to directly search for dark matter particle WIMPs and we look forward to physics results being available soon.

This work is Supported by National Natural Science Foundation of China (10935005, 10945002, 11275107, 11175099) and National Basic Research program of China(973 Program) (2010CB833006).

References

- 1 YUE Qian, CHENG Jian-Ping, LI Yuan-Jing *et al.* HEP&NP, 2004, *28*(8): 877-880; HE Dao, LI Yu-Lan, YUE Qian *et al.* HEP&NP, 2004, *30*(6): 548-533; LI Xin, YUE Qian, LI Yuan-Jing *et al.* HEP&NP, 2007, *31*(6): 564-569
- 2 LIN Shin-Ted, LI Hau-Bin, LI Xin *et al.* Phys. Rev. D, 2009, *79*, 061101(R)
- 3 Aaleth C. E. *et al.* (CoGeNT Collaboration), Phys. Rev. Lett., 2011, *107*, 141301
- 4 Aprile E. *et al.* (XENON 100 Collaboration), Phys. Rev. Lett., 2012, *109*, 181301
- 5 Ahmed Z *et al.* (CDMS Collaboration), Phys. Rev. Lett., 2011, *106*, 131302
- 6 Angloher G *et al.* (CRESST Collaboration), Eur. Phys. J. C, 2012, *72*, 1971
- 7 Bernabei R *et al.* (DAMA Collaboration), Eur. Phys. J. C, 2010, *67*, 39; Belli P *et al.* Phys. Rev. D, 2011, *84*, 055014
- 8 KANG Ke-Jun, CHENG Jian-Ping, CHEN Yun-Hua *et al.* Journal of Physics: Conference Series, 2010, *203*: 012028
- 9 WU Yu-Cheng, HAO Xi-Qing, YUE Qian *et al.* Measurement of Cosmic Ray Flux in China JinPing underground Laboratory. Chin. Phys. C, to be published
- 10 Luke P *et al.* IEEE Trans. Nucl. Sci. 36, *926* (1989)
- 11 <http://www.canberra.com>
- 12 <http://www.caen.it>