

Ellipticity and prolaticity of the initial gravitational-shear field at the position of density maxima

C. Angrick^{*}

Universität Heidelberg, Zentrum für Astronomie, Institut für Theoretische Astrophysik, Philosophenweg 12, 69120 Heidelberg, Germany

A&A manuscript, version May 24, 2022

ABSTRACT

Dark-matter haloes are supposed to form at the positions of maxima in the initial matter density field. The gravitational-shear field's ellipticity and prolaticity that serve as input for the ellipsoidal-collapse model, however, are derived from a distribution that does not take the additional maximum constraint into account. In this article, I quantify the variations of the most probable and the expected values of the ellipticity and the prolaticity when considering this additional constraint as well as the implications for the ellipsoidal-collapse model. Based on the statistics of Gaussian random fields, it is possible to set up a joint distribution for the eigenvalues of the gravitational-shear tensor and the matter density that incorporates the maximum constraint by invoking a vanishing first derivative and a negative definite second derivative of the density field into the calculation. In the density range relevant for cosmological structure formation, both the most probable and the expected value of the ellipticity calculated from the standard distribution used in the literature are about 3 – 8 % higher compared to the ones calculated under the additional assumption of a density maximum. Additionally, the analogous quantities for the prolaticity do not vanish but acquire slightly positive values in the range of 10^{-3} to 10^{-2} . For large overdensities, the predictions from both distributions converge. The values for δ_c and Δ_v derived from the ellipsoidal-collapse model using the standard distribution for the initial ellipticity and prolaticity are up to 4 % and 6 % higher, respectively, than those obtained taking the additional maximum constraint into account in the range of 10^{13} to $10^{15} h^{-1} M_\odot$ in mass and 0 to 2 in redshift.

Key words. cosmology: theory – methods: analytical – cosmology: dark matter – cosmology: cosmological parameters – galaxies: clusters: general

1. Introduction

Galaxies and galaxy clusters as collapsed objects are supposed to form from peaks in the initial matter density field. After an overdense patch has decoupled from the Hubble expansion, the extent of this patch is supposed to reach a maximum value, then to shrink again until the collapse stops when the structure reaches virial equilibrium. Analytical models for this evolution include the spherical-collapse model (e.g. Gunn & Gott 1972; Lahav et al. 1991; Lacey & Cole 1993; Wang & Steinhardt 1998; Pace et al. 2010) and the ellipsoidal-collapse model (e.g. Icke 1973; White & Silk 1979; Barrow & Silk 1981; Bartelmann et al. 1993; Eisenstein & Loeb 1995; Bond & Myers 1996).

Most of the theories of inflation predict that the density field is initially a random field whose non-Gaussianity is small (Planck Collaboration XXIV 2013). Since also derivatives and integrals of Gaussian random fields are again Gaussian, a multivariate Gaussian random field can be used to derive the initial number density of peaks in the density field as a function of peak height by applying respective constraints to the density field's first and second derivatives (Bardeen et al. 1986).

Not only can the density field be described as a Gaussian random field, but through Poisson's equation, also the gravitational field has to follow a Gaussian distribution and therefore also the eigenvalues of the gravitational-shear tensor can be derived from the statistics of Gaussian random fields (Zel'dovich 1970; Doroshkevich 1970). These eigenvalues can be combined

to define the ellipticity and the prolaticity of the gravitational-shear field whose distribution for a given value of the overdensity can be derived by transformation of variables (Bardeen et al. 1986; van de Weygaert & Bertschinger 1996; Sheth et al. 2001) and either their most probable or their expected values are used to set the initial conditions in the ellipsoidal-collapse model by Bond & Myers (1996).

However, this distribution does not take into account that haloes should form at *maxima* in the density field, but rather yields the probability density for ellipticity and prolaticity for *any* overdensity irrespective if it is taken at a maximum or not. Recently, attempts have been made to take the maximum constraint into account when calculating the gravitational-shear tensor's conditional eigenvalues for given eigenvalues of the density's Hessian (Rossi 2012) as well as the conditional ellipticity and prolaticity from them (Rossi 2013) by extending the formalism of Doroshkevich (1970) and Sheth et al. (2001). Rossi (2012, 2013), however, only covers one of the two constraints necessary for a density maximum, i.e. that the density's Hessian has to be negative definite. The other necessary condition, namely the vanishing first derivative of the density, is not taken into account. Additionally, Rossi (2013) does not derive the distribution for the unconstrained ellipticity and prolaticity necessary for the ellipsoidal-collapse model by Bond & Myers (1996).

In this article, I will show how the distribution of the gravitational shear's ellipticity and prolaticity at the position of density maxima can be derived from the statistics of Gaussian random fields by accounting for the *two* aforementioned necessary con-

^{*} e-mail: angrick@uni-heidelberg.de

straints. In § 2, I give a short introduction to Gaussian random fields and show step-by-step how the targeted distribution can be calculated invoking the technique to derive number densities from multivariate Gaussians of the relevant quantities based on Bardeen et al. (1986) and how the constraint for the density's Hessian can be properly considered without diagonalisation. In § 3, I compare the results from three distributions to each other. The first one incorporates only the constraint for the density's Hessian to be negative definite, the second one includes additionally the constraint for the vanishing first derivative of the density, and the third one is the distribution of Sheth et al. (2001) that does not take any of these constraints into account. Furthermore, I present the implications for the ellipsoidal-collapse model by Bond & Myers (1996), especially on the linear overdensity δ_c and the virial overdensity Δ_v in this section. Finally, I summarise the main results of this article in § 4.

2. The conditional distribution for ellipticity and prolativity

In this section, I derive the conditional probability for the ellipticity and the prolativity of the gravitational shear from the statistics of Gaussian random fields. First, I give a brief overview over the theoretical background of Gaussian random fields based on Bardeen et al. (1986) (see also Angrick & Bartelmann 2009 for further information). Hence I also adopt F for the random field and $\eta = \nabla F$ and $\zeta_{ij} = \partial_i \partial_j F$ for its first and second derivatives, respectively.

2.1. Theoretical background

An n -dimensional random field F assigns a set of random numbers to each point in n -dimensional space. A joint probability function can be declared for m arbitrary points \mathbf{r}_j with $1 \leq j \leq m$ as the probability that the field F , considered at the points \mathbf{r}_j , has values between $F(\mathbf{r}_j)$ and $F(\mathbf{r}_j) + dF(\mathbf{r}_j)$.

A Gaussian random field is a field whose joint probability functions are multivariate Gaussians. Let y_i with $1 \leq i \leq p$ be a set of Gaussian random variables with means $\langle y_i \rangle$ and $\Delta y_i \equiv y_i - \langle y_i \rangle$. The covariance matrix M has the elements $M_{ij} \equiv \langle \Delta y_i \Delta y_j \rangle$, and the joint probability function of the Gaussian random variables is

$$P(y_1, \dots, y_p) dy_1 \cdots dy_p = \frac{1}{\sqrt{(2\pi)^p \det M}} e^{-Q} dy_1 \cdots dy_p \quad (1)$$

with the quadratic form

$$Q \equiv \frac{1}{2} \sum_{i,j=1}^p \Delta y_i (M^{-1})_{ij} \Delta y_j. \quad (2)$$

These random variables y_i can, for example, not only include the field F , but also its derivatives, integrals or linear combinations thereof since they are also Gaussian.

In the following, I will focus on the *density contrast* defined by $\delta(\mathbf{r}) \equiv [\rho(\mathbf{r}) - \rho_b]/\rho_b$ that is defined on the 3-dimensional Euclidean space with coordinates $\mathbf{r} = (x_1, x_2, x_3)^T$. Here, $\rho(\mathbf{r})$ is the position-dependent density and ρ_b is the cosmic background density. Hence, I will set $F \equiv \delta$ from now on.

This homogeneous Gaussian random field with zero mean is fully characterised by its two-point correlation function $\xi(\mathbf{r}_1, \mathbf{r}_2) = \xi(|\mathbf{r}_1 - \mathbf{r}_2|) \equiv \langle \delta(\mathbf{r}_1) \delta(\mathbf{r}_2) \rangle$ or equivalently its Fourier

transform, the power spectrum $P(k)$. Its *spectral moments* are defined by

$$\sigma_j^2 \equiv \int_0^\infty \frac{dk}{2\pi^2} P(k) k^{2j+2} \hat{W}_R^2(k), \quad (3)$$

where $\hat{W}_R(k)$ is the Fourier transform of the filter function $W_R(\mathbf{r})$, and R is its filter size. In the following, I adopt *Gaussian filtering*, hence

$$W_R(\mathbf{r}) = \frac{1}{(2\pi)^{3/2} R^3} \exp\left(-\frac{|\mathbf{r}|^2}{2R^2}\right) \quad \text{and} \quad \hat{W}(k) = \exp\left(-\frac{R^2 k^2}{2}\right). \quad (4)$$

The zeroth-order spectral moment σ_0^2 is the power spectrum's *variance*.

It is possible to scale the field δ as well as its derivatives with corresponding spectral moments so that they become dimensionless. I will denote these *reduced fields* with a tilde, e.g. $\tilde{\delta} = \delta/\sigma_0$, $\tilde{\eta} = \eta/\sigma_1$, and $\tilde{\zeta} = \zeta/\sigma_2$. A quantity that will be used more often in the next sections is a special combination of the first three spectral moments, $\gamma \equiv \sigma_1^2/(\sigma_0 \sigma_2)$.

The elements φ_{ij} of the gravitational-shear tensor φ (Zel'dovich 1970) contain the scaled second derivatives of the gravitational potential Φ ,

$$\varphi_{ij} = \frac{1}{4\pi G \rho_b} \frac{\partial^2 \Phi}{\partial x_i \partial x_j}, \quad (5)$$

where G is Newton's constant, so that $\text{tr } \varphi = \delta$ by Poisson's equation. I will denote the eigenvalues of φ with λ_i , where $1 \leq i \leq 3$. The ellipticity e and the prolativity p are combinations of these eigenvalues,

$$e \equiv \frac{\lambda_1 - \lambda_3}{2\delta}, \quad p \equiv \frac{\lambda_1 - 2\lambda_2 + \lambda_3}{2\delta} \quad \text{with} \quad \delta = \lambda_1 + \lambda_2 + \lambda_3. \quad (6)$$

Ordering the eigenvalues in the way $\lambda_1 \geq \lambda_2 \geq \lambda_3$, as it is commonly done in the literature, imposes the constraints $e \geq 0$ and $-e \leq p \leq e$ for $\delta \geq 0$. Since a spherical configuration has $\lambda_1 = \lambda_2 = \lambda_3$, this is equivalent to $e = p = 0$. While the ellipticity measures the anisotropy in the x_1 - x_3 -plane, the prolativity quantifies the shape perpendicular to it: if $p < 0$, the configuration is *prolate*, for $p > 0$ it is *oblate*. Note that ellipticity and prolativity are defined on the linear density field and should not be confused with the shape of the final halo!

Following Bardeen et al. (1986), the conditional probability for the random variables e and p given a maximum of reduced height $\tilde{\delta} = \delta/\sigma_0$ can be expressed as

$$P(e, p | \tilde{\delta}, \max) = \frac{\int_{n.d.} d^6 \tilde{\zeta} |\det \tilde{\zeta}| P(e, p, \tilde{\delta}, \tilde{\eta} = \mathbf{0}, \tilde{\zeta})}{\int_{n.d.} d^6 \tilde{\zeta} |\det \tilde{\zeta}| P(\tilde{\delta}, \tilde{\eta} = \mathbf{0}, \tilde{\zeta})}, \quad (7)$$

where, as already mentioned above, $\tilde{\eta}$ is the reduced first derivative of δ and $\tilde{\zeta}$ is the corresponding reduced Hessian, which has only six independent components since it is symmetric. Note that only those subvolumes contribute to the integral for which $\tilde{\zeta}$ is negative definite (indicated by *n.d.*), i.e. its three eigenvalues are negative. How this can be properly taken into account, I will discuss in Sect. 2.3.

2.2. The joint probability of relevant quantities

To calculate $P(e, p | \tilde{\delta}, \max)$, I shall start with establishing the 15-dimensional joint probability of reduced variables $P(\tilde{\varphi}, \tilde{\eta}, \tilde{\zeta}) d^6\tilde{\varphi} d^3\tilde{\eta} d^6\tilde{\zeta}$ to evaluate the numerator of Eq. (7).

The correlation matrix M incorporates all auto- and cross-correlations of the various random variables. These are

$$\begin{aligned} \langle \tilde{\varphi}_{ij} \tilde{\varphi}_{kl} \rangle &= \frac{1}{15} \kappa_{ijkl}, & \langle \tilde{\eta}_i \tilde{\eta}_j \rangle &= \frac{1}{3} \delta_{ij}, \\ \langle \tilde{\zeta}_{ij} \tilde{\zeta}_{kl} \rangle &= \frac{1}{15} \kappa_{ijkl}, & \langle \tilde{\varphi}_{ij} \tilde{\zeta}_{kl} \rangle &= -\frac{\gamma}{15} \kappa_{ijkl}, \end{aligned} \quad (8)$$

where δ_{ij} is the Kronecker symbol and the quantity κ_{ijkl} is a combination of Kronecker symbols given by $\kappa_{ijkl} \equiv \delta_{ij}\delta_{kl} + \delta_{ik}\delta_{jl} + \delta_{il}\delta_{jk}$. All other correlations apart from those listed above vanish (cf. also Bardeen et al. 1986; Rossi 2012). Defining the vector of random variables

$$\mathbf{y} = (\tilde{\varphi}_{11}, \tilde{\varphi}_{22}, \tilde{\varphi}_{33}, \tilde{\varphi}_{12}, \tilde{\varphi}_{13}, \tilde{\varphi}_{23}, \tilde{\eta}_1, \tilde{\eta}_2, \tilde{\eta}_3, \tilde{\zeta}_{11}, \tilde{\zeta}_{22}, \tilde{\zeta}_{33}, \tilde{\zeta}_{12}, \tilde{\zeta}_{13}, \tilde{\zeta}_{23})^T, \quad (9)$$

the correlation matrix M looks like

$$M = \frac{1}{15} \begin{pmatrix} \mathbf{A} & \mathbf{0} & \mathbf{0} & -\gamma \cdot \mathbf{A} & \mathbf{0} \\ \mathbf{0} & \mathbb{1} & \mathbf{0} & \mathbf{0} & -\gamma \cdot \mathbb{1} \\ \mathbf{0} & \mathbf{0} & 5 \cdot \mathbb{1} & \mathbf{0} & \mathbf{0} \\ -\gamma \cdot \mathbf{A} & \mathbf{0} & \mathbf{0} & \mathbf{A} & \mathbf{0} \\ \mathbf{0} & -\gamma \cdot \mathbb{1} & \mathbf{0} & \mathbf{0} & \mathbb{1} \end{pmatrix}, \quad (10)$$

where the different submatrices are given by

$$\mathbf{A} = \begin{pmatrix} 3 & 1 & 1 \\ 1 & 3 & 1 \\ 1 & 1 & 3 \end{pmatrix}, \quad \mathbb{1} = \begin{pmatrix} 1 & 0 & 0 \\ 0 & 1 & 0 \\ 0 & 0 & 1 \end{pmatrix}, \quad \mathbf{0} = \begin{pmatrix} 0 & 0 & 0 \\ 0 & 0 & 0 \\ 0 & 0 & 0 \end{pmatrix}. \quad (11)$$

The determinant of M is

$$\det M = \frac{2^4(1-\gamma^2)^6}{3^{15} \cdot 5^{10}}, \quad (12)$$

and the inverse of M is

$$M^{-1} = \frac{3}{2(1-\gamma^2)} \begin{pmatrix} \mathbf{B} & \mathbf{0} & \mathbf{0} & \gamma \cdot \mathbf{B} & \mathbf{0} \\ \mathbf{0} & 10 \cdot \mathbb{1} & \mathbf{0} & \mathbf{0} & 10\gamma \cdot \mathbb{1} \\ \mathbf{0} & \mathbf{0} & 2(1-\gamma^2) \cdot \mathbb{1} & \mathbf{0} & \mathbf{0} \\ \gamma \cdot \mathbf{B} & \mathbf{0} & \mathbf{0} & \mathbf{B} & \mathbf{0} \\ \mathbf{0} & 10\gamma \cdot \mathbb{1} & \mathbf{0} & \mathbf{0} & 10 \cdot \mathbb{1} \end{pmatrix}, \quad (13)$$

where $\mathbb{1}$ and $\mathbf{0}$ are defined as above and

$$\mathbf{B} = \begin{pmatrix} 4 & -1 & -1 \\ -1 & 4 & -1 \\ -1 & -1 & 4 \end{pmatrix}. \quad (14)$$

Rotating the coordinate system such that $\tilde{\varphi}$ becomes diagonal and assuming that its eigenvalues are ordered like $\tilde{\lambda}_1 \geq \tilde{\lambda}_2 \geq \tilde{\lambda}_3$, Bardeen et al. (1986) showed that the volume element $d^6\tilde{\varphi}$ can be written as

$$d^6\tilde{\varphi} = 2\pi^2(\tilde{\lambda}_1 - \tilde{\lambda}_2)(\tilde{\lambda}_1 - \tilde{\lambda}_3)(\tilde{\lambda}_2 - \tilde{\lambda}_3) d\tilde{\lambda}_1 d\tilde{\lambda}_2 d\tilde{\lambda}_3. \quad (15)$$

Note that the two matrices $\tilde{\varphi}$ and $\tilde{\zeta}$ do not commute and hence cannot be diagonalised simultaneously.

Therefore, the off-diagonal elements of $\tilde{\zeta}$ do not vanish, whereas $\tilde{\varphi}_{12} = \tilde{\varphi}_{13} = \tilde{\varphi}_{23} = \tilde{\varphi}_{21} = \tilde{\varphi}_{31} = \tilde{\varphi}_{32} = 0$, and the

diagonal of $\tilde{\varphi}$ is populated by its eigenvalues $\tilde{\lambda}_i$ after the rotation.

The circumstance that φ and ζ do not commute can be shown as follows. The elements of the density's Hessian ζ_{ij} are given by

$$\zeta_{ij} = \frac{\partial^2 \delta}{\partial x_i \partial x_j} = \frac{\partial^2}{\partial x_i \partial x_j} \sum_{k=1}^3 \varphi_{kk} \equiv \sum_{k=1}^3 \varphi_{ijkk} \quad (16)$$

where φ_{ijkl} is chosen as an abbreviation for the scaled fourth derivative of the gravitational potential Φ analogous to Eq. (5). The commutator of the two matrices φ and ζ is defined as $[\varphi, \zeta] \equiv \varphi\zeta - \zeta\varphi$. Written in components, it is given by

$$\begin{aligned} (\varphi\zeta - \zeta\varphi)_{ij} &= \sum_{k=1}^3 \varphi_{ik} \sum_{l=1}^3 \varphi_{kjl} - \sum_{k=1}^3 \sum_{l=1}^3 \varphi_{ikll} \varphi_{kj} \\ &= \sum_{k,l=1}^3 (\varphi_{ik} \varphi_{kjl} - \varphi_{jk} \varphi_{kill}) \begin{cases} = 0 & \text{if } i = j, \\ \neq 0 & \text{else,} \end{cases} \end{aligned} \quad (17)$$

where I have used that $\varphi_{ij} = \varphi_{ji}$ and $\varphi_{ijkk} = \varphi_{jikk}$. Hence, the two matrices φ and ζ do not commute.

Switching from the eigenvalues $\tilde{\lambda}_i$ to the new variables $\tilde{\delta}$, e , and p (cf. Eq. 6), the Jacobi determinant of the transformation introduces an additional factor so that

$$d\tilde{\lambda}_1 d\tilde{\lambda}_2 d\tilde{\lambda}_3 = \frac{2}{3} \tilde{\delta}^2 d\tilde{\delta} de dp. \quad (18)$$

Starting from Eqs. (1) and (2) with the random variables (9), the correlation matrix' inverse (13) and the correlation matrix' determinant (12), one can construct the multivariate Gaussian probability distribution (1). Then, I rotate the coordinate system such that the matrix $\tilde{\varphi}$ becomes diagonal and switch from the three eigenvalues $\tilde{\lambda}_i$ to the new variables $\tilde{\delta}$, e , and p , taking into account that the differentials transform like shown in Eqs. (15) and (18). Finally, since I concentrate on maxima, I set $\boldsymbol{\eta} = \mathbf{0}$ so that

$$d^3\boldsymbol{\eta} = |\det \zeta| d^3r \quad \text{and} \quad d^3\tilde{\eta} = \frac{\sigma_2^3}{\sigma_1^3} |\det \tilde{\zeta}| d^3r. \quad (19)$$

In that way, the integrand in the numerator of Eq. (7) can be written as

$$\begin{aligned} P(e, p, \tilde{\delta}, \tilde{\eta} = \mathbf{0}, \tilde{\zeta}) |\det \tilde{\zeta}| = \\ \left(\frac{3}{2}\right)^{13/2} \frac{5^5}{\pi^{11/2}(1-\gamma^2)^3} e(e^2-p^2) \tilde{\delta}^5 \exp \left\{ \frac{1}{2(\gamma^2-1)} [3(2\tilde{\delta}^2 - 5\tilde{\Delta}) \right. \\ \left. + 2\gamma\tilde{\delta}\tilde{\zeta}(1+15ee_{\zeta}+5pp_{\zeta}) + \tilde{\delta}^2(1+15e^2+5p^2)] \right\} |\det \tilde{\zeta}|, \end{aligned} \quad (20)$$

where I have introduced the abbreviations

$$\begin{aligned} \tilde{\Delta} &\equiv \tilde{\zeta}_{11}\tilde{\zeta}_{22} + \tilde{\zeta}_{11}\tilde{\zeta}_{33} + \tilde{\zeta}_{22}\tilde{\zeta}_{33} - \tilde{\zeta}_{12}^2 - \tilde{\zeta}_{13}^2 - \tilde{\zeta}_{23}^2, \\ \tilde{\delta}_{\zeta} &\equiv \tilde{\zeta}_{11} + \tilde{\zeta}_{22} + \tilde{\zeta}_{33}, \quad e_{\zeta} \equiv \frac{\tilde{\zeta}_{11} - \tilde{\zeta}_{33}}{2\tilde{\delta}_{\zeta}}, \quad p_{\zeta} \equiv \frac{\tilde{\zeta}_{11} - 2\tilde{\zeta}_{22} + \tilde{\zeta}_{33}}{2\tilde{\delta}_{\zeta}}, \end{aligned} \quad (21)$$

and with

$$\det \tilde{\zeta} = \tilde{\zeta}_{11}\tilde{\zeta}_{22}\tilde{\zeta}_{33} + 2\tilde{\zeta}_{12}\tilde{\zeta}_{13}\tilde{\zeta}_{23} - \tilde{\zeta}_{11}\tilde{\zeta}_{23}^2 - \tilde{\zeta}_{22}\tilde{\zeta}_{13}^2 - \tilde{\zeta}_{33}\tilde{\zeta}_{12}^2. \quad (22)$$

2.3. Sylvester's criterion

To evaluate the numerator of Eq. (7), I have to integrate over those parts of the volume spanned by the matrix elements of $\tilde{\zeta}$ for which the latter is negative definite. This can be achieved by taking into account the following criterion. A Hermitian matrix is positive definite if and only if all its leading principal minors are positive, where the i -th leading principal minor is the determinant of its upper left $i \times i$ sub-matrix. This is known as *Sylvester's criterion*.

Since the negative of a positive definite and Hermitian matrix is negative definite, this implies that all odd principal minors have to be negative and all even principal minors have to be positive. Technically, when integrating Eq. (20) numerically over the various matrix elements, I multiply it by a function $f(\tilde{\zeta})$ defined as

$$f(\tilde{\zeta}) \equiv \begin{cases} 1 & \text{if } \tilde{\zeta}_{11} < 0 \wedge \begin{vmatrix} \tilde{\zeta}_{11} & \tilde{\zeta}_{12} \\ \tilde{\zeta}_{12} & \tilde{\zeta}_{22} \end{vmatrix} > 0 \wedge \begin{vmatrix} \tilde{\zeta}_{11} & \tilde{\zeta}_{12} & \tilde{\zeta}_{13} \\ \tilde{\zeta}_{12} & \tilde{\zeta}_{22} & \tilde{\zeta}_{23} \\ \tilde{\zeta}_{13} & \tilde{\zeta}_{23} & \tilde{\zeta}_{33} \end{vmatrix} < 0, \\ 0 & \text{else,} \end{cases} \quad (23)$$

and integrate over all six independent elements from $-\infty$ to ∞ .

2.4. The number density of maxima in the density field

In analogy to the way I have derived Eq. (20), it is possible to derive the joint probability $P(\tilde{\delta}, \tilde{\eta}, \tilde{\zeta}) d\tilde{\delta} d^3\tilde{\eta} d^6\tilde{\zeta}$. Apart from the correlations $\langle \tilde{\eta}_i \tilde{\eta}_j \rangle$ and $\langle \tilde{\zeta}_{ij} \tilde{\zeta}_{kl} \rangle$, which are already given in Eq. (8), the auto-correlation of the density contrast, $\langle \tilde{\delta} \tilde{\delta} \rangle = 1$ and the cross-correlation $\langle \tilde{\delta} \tilde{\zeta}_{ij} \rangle = -\gamma \delta_{ij}/3$ are the only non-vanishing contributions that are needed for the derivation. The vector of random variables that enters Eq. (1) in this case has 10 components and can be written by

$$\mathbf{y} = (\tilde{\delta}, \tilde{\eta}_1, \tilde{\eta}_2, \tilde{\eta}_3, \tilde{\zeta}_{11}, \tilde{\zeta}_{22}, \tilde{\zeta}_{33}, \tilde{\zeta}_{12}, \tilde{\zeta}_{13}, \tilde{\zeta}_{23})^T \quad (24)$$

so that the correlation matrix looks like

$$\mathbf{M} = \frac{1}{15} \begin{pmatrix} 1 & \mathbf{0}^T & -5\gamma \cdot \mathbf{1}^T & \mathbf{0}^T \\ \mathbf{0} & 5 \cdot \mathbb{1} & \mathbf{0} & \mathbf{0} \\ -5\gamma \cdot \mathbf{1} & \mathbf{0} & \mathbf{A} & \mathbf{0} \\ \mathbf{0} & \mathbf{0} & \mathbf{0} & 3 \cdot \mathbb{1} \end{pmatrix}, \quad (25)$$

where $\mathbf{0}$, $\mathbb{1}$, and \mathbf{A} are defined in Eq. (11), whereas $\mathbf{0}$ and $\mathbf{1}$ are vectors of the form

$$\mathbf{0} = \begin{pmatrix} 0 \\ 0 \\ 0 \end{pmatrix} \quad \text{and} \quad \mathbf{1} = \begin{pmatrix} 1 \\ 1 \\ 1 \end{pmatrix}, \quad (26)$$

respectively. Inverting \mathbf{M} leads to

$$\mathbf{M}^{-1} = \frac{1}{2(1-\gamma^2)} \begin{pmatrix} 2 & \mathbf{0}^T & 2\gamma \cdot \mathbf{1}^T & \mathbf{0}^T \\ \mathbf{0} & 6 \cdot \mathbb{1} & \mathbf{0} & \mathbf{0} \\ 2\gamma \cdot \mathbf{1} & \mathbf{0} & \mathbf{C} & \mathbf{0} \\ \mathbf{0} & \mathbf{0} & \mathbf{0} & 30 \cdot \mathbb{1} \end{pmatrix}, \quad (27)$$

where

$$\mathbf{C} = \begin{pmatrix} 12 - 10\gamma^2 & 5\gamma^2 - 3 & 5\gamma^2 - 3 \\ 5\gamma^2 - 3 & 12 - 10\gamma^2 & 5\gamma^2 - 3 \\ 5\gamma^2 - 3 & 5\gamma^2 - 3 & 12 - 10\gamma^2 \end{pmatrix}. \quad (28)$$

At this point, it is most efficient to rotate the coordinate system into the eigensystem of $\tilde{\zeta}$. Note that this rotation is different from the one applied when calculating Eq. (20) since there I

aimed at diagonalising $\tilde{\varphi}$ instead of $\tilde{\zeta}$ to introduce the ellipticity e and the prolaticity p , which are defined in the eigensystem of $\tilde{\varphi}$. The calculation in this section, however, corresponds to deriving the number density of maxima of a certain height $\tilde{\delta}$ (see below), which is a quantity independent of the choice of the coordinate system's rotation so that I am free to choose a different rotation from the one applied to derive Eq. (20).

Using the ordered eigenvalues $\tilde{\lambda}_{\zeta,1} \geq \tilde{\lambda}_{\zeta,2} \geq \tilde{\lambda}_{\zeta,3}$ of the density's reduced Hessian $\tilde{\zeta}$, the volume element $d^6\tilde{\zeta}$ can be written after the diagonalisation analogously to Eq. (15) as

$$d^6\tilde{\zeta} = 2\pi^2 (\tilde{\lambda}_{\zeta,1} - \tilde{\lambda}_{\zeta,2})(\tilde{\lambda}_{\zeta,1} - \tilde{\lambda}_{\zeta,3})(\tilde{\lambda}_{\zeta,2} - \tilde{\lambda}_{\zeta,3}) d\tilde{\lambda}_{\zeta,1} d\tilde{\lambda}_{\zeta,2} d\tilde{\lambda}_{\zeta,3}. \quad (29)$$

Switching to the new variables e_ζ , p_ζ , and $\tilde{\delta}_\zeta$, introduced in Eq. (21), which are functions of the eigenvalues $\tilde{\lambda}_{\zeta,i}$ after the rotation,

$$e_\zeta = \frac{\tilde{\lambda}_{\zeta,1} - \tilde{\lambda}_{\zeta,3}}{2\tilde{\delta}_\zeta}, \quad p_\zeta = \frac{\tilde{\lambda}_{\zeta,1} - 2\tilde{\lambda}_{\zeta,2} + \tilde{\lambda}_{\zeta,3}}{2\tilde{\delta}_\zeta} \quad \text{with} \quad \tilde{\delta}_\zeta = \tilde{\lambda}_{\zeta,1} + \tilde{\lambda}_{\zeta,2} + \tilde{\lambda}_{\zeta,3}, \quad (30)$$

introduces an additional factor through the Jacobian of the transformation,

$$d\tilde{\lambda}_{\zeta,1} d\tilde{\lambda}_{\zeta,2} d\tilde{\lambda}_{\zeta,3} = \frac{2}{3} \tilde{\delta}_\zeta^2 d\tilde{\delta}_\zeta de_\zeta dp_\zeta. \quad (31)$$

The last step again is to set $\eta = 0$ so that

$$d^3\tilde{\eta} = \frac{\sigma_2^3}{\sigma_1^3} |\det \tilde{\zeta}| d^3r = -\frac{\sigma_2^3}{\sigma_1^3} \lambda_{\zeta,1} \lambda_{\zeta,2} \lambda_{\zeta,3} d^3r = \left(\frac{\tilde{\delta}_\zeta \sigma_2}{3\sigma_1} \right)^3 [9e_\zeta^2 - (1 + p_\zeta)^2](1 - 2p_\zeta) d^3r, \quad (32)$$

where I have used that $|\det \tilde{\zeta}|$ is negative if $\tilde{\zeta}$ is negative definite.

Applying all the various steps mentioned above, the integrand in the denominator of Eq. (7) can be written as

$$P(\tilde{\delta}, \tilde{\eta} = \mathbf{0}, \tilde{\zeta}) |\det \tilde{\zeta}| = \frac{25 \sqrt{15}}{8\pi^3 \sqrt{1-\gamma^2}} e_\zeta (e_\zeta^2 - p_\zeta^2) [9e_\zeta^2 - (1 + p_\zeta)^2] (1 - 2p_\zeta) \tilde{\delta}_\zeta^8 \times \exp \left[\frac{(\tilde{\delta}^2 + \tilde{\delta}_\zeta^2 + 2\gamma\tilde{\delta}\tilde{\delta}_\zeta + (1-\gamma^2)(15e_\zeta^2 + 5p_\zeta)\tilde{\delta}_\zeta^2)}{2(\gamma^2 - 1)} \right]. \quad (33)$$

To evaluate the denominator of Eq. (7), I have to integrate over the eigenvalues $\tilde{\lambda}_{\zeta,i}$ from $-\infty$ to 0, or, since I have transformed to the new variables $\tilde{\delta}_\zeta$, e_ζ , and p_ζ , integrate over them in the proper range. The condition $0 \geq \tilde{\lambda}_{\zeta,1} \geq \tilde{\lambda}_{\zeta,2} \geq \tilde{\lambda}_{\zeta,3}$ translated to the new variables reads

$$\tilde{\delta}_\zeta \leq 0 \wedge \left[\left(-\frac{1}{2} \leq e_\zeta \leq -\frac{1}{4} \wedge -1 - 3e_\zeta \leq p_\zeta \leq -e_\zeta \right) \vee \left(-\frac{1}{4} < e_\zeta \leq 0 \wedge e_\zeta \leq p_\zeta \leq -e_\zeta \right) \right]. \quad (34)$$

Note that the variables $\tilde{\delta}_\zeta$ and e_ζ are negative in contrast to the analogous variables $\tilde{\delta}$ and e for the gravitational-shear tensor.

It turns out that the integrations over e_ζ and p_ζ can be done analytically, while the integration over $\tilde{\delta}_\zeta$ has to be done numerically. The denominator of Eq. (7) is equal to the number density

of maxima $n_{\max}(\tilde{\delta})$ of the reduced density field $\tilde{\delta}$ if multiplied by a factor σ_2^3/σ_1^3 . The latter can be written as

$$n_{\max}(\tilde{\delta}) = \frac{\sigma_2^3}{1200\pi^3\sigma_1^3\sqrt{3(1-\gamma^2)}} \int_{-\infty}^0 d\tilde{\delta}_\zeta u(\sqrt{5}v + 25\sqrt{2\pi}w) \quad (35)$$

with

$$u \equiv \exp\left[\frac{\tilde{\delta}^2 + 2\gamma\tilde{\delta}\tilde{\delta}_\zeta + \tilde{\delta}_\zeta^2(6-5\gamma^2)}{2(\gamma^2-1)}\right],$$

$$v \equiv 10\tilde{\delta}_\zeta^2 - 32 + (155\tilde{\delta}_\zeta^2 + 32)\exp\left(\frac{15\tilde{\delta}_\zeta^2}{8}\right),$$

$$w \equiv \tilde{\delta}_\zeta(\tilde{\delta}_\zeta^2 - 3)\exp\left(\frac{5\tilde{\delta}_\zeta^2}{2}\right)\left[\operatorname{erf}\left(\frac{1}{2}\sqrt{\frac{5}{2}}\tilde{\delta}_\zeta\right) + \operatorname{erf}\left(\sqrt{\frac{5}{2}}\tilde{\delta}_\zeta\right)\right]. \quad (36)$$

Now all the ingredients to express the probability to find the ellipticity e and the prolaticity p of the gravitational-shear field in the range $[e, e + de]$ and $[p, p + dp]$ given a density peak of height δ are given. To summarise, after scaling it to the reduced density $\tilde{\delta} = \delta/\sigma_0$, the probability is given by the ratio (7), where the numerator is expressed by Eq. (20) together with Eqs. (21) and (22), and the denominator by Eqs. (35) and (36) except the factor σ_2^3/σ_1^3 . The function $f(\tilde{\zeta})$ defined in Eq. (23) offers a nice way to take into account the constraint that Eq. (20) has to be integrated only over those subvolumes for which the matrix $\tilde{\zeta}$ is negative definite.

2.5. Comparison to the ansatz of Rossi

Rossi (2012) derives a conditional probability for the reduced shear tensor $\tilde{\varphi}$ given a positive definite Hessian $\tilde{\zeta}$ (see his Eqs. (18) and (19)). In the language of this paper, his probability looks like

$$P(\tilde{\varphi} | \tilde{\zeta}, p.d.) = \frac{\int_{p.d.} d^6\tilde{\zeta} P(\tilde{\zeta}) P(\tilde{\varphi} | \tilde{\zeta})}{\int_{p.d.} d^6\tilde{\zeta} P(\tilde{\zeta})} \text{ with } P(\tilde{\varphi} | \tilde{\zeta}) = \frac{P(\tilde{\varphi}, \tilde{\zeta})}{P(\tilde{\zeta})}, \quad (37)$$

where *p.d.* indicates integration over the subvolume for which $\tilde{\zeta}$ is positive definite. Both $P(\tilde{\varphi} | \tilde{\zeta})$ and $P(\tilde{\zeta})$ can be written as an expression analogous to the distribution of the gravitational-shear tensor's eigenvalues derived by Doroshkevich (1970).

However, it is not possible to diagonalise both matrices $\tilde{\varphi}$ and $\tilde{\zeta}$ simultaneously since the commutator of the two does not vanish. Hence, the aim of Rossi (2013) that this ansatz can be used to determine the probability $P(e, p | \delta, \max)$ from Eq. (37), implying that the eigenvalues of both the former matrices can be used, is not possible. Since only one of them can be diagonalised at once, it is not obvious how the six-dimensional integration over *all* entries of the matrix $\tilde{\zeta}$ can be circumvented.

Furthermore, Eq. (37) seems incomplete in the sense that it neglects the constraint that the first derivatives η have to vanish for a maximum. Rossi (2012, 2013) only takes into account the Hessian which has to be positive definite¹ and therefore his probability is not only based on maxima in the density field but also

¹ Actually, it should be *negative* definite for a maximum. However, a homogeneous Gaussian random field with zero mean is symmetric in the sense that integration over subvolumes which are either positive or negative definite yields the same result.

on areas for which the first derivative is non-zero. Equation (7) is more specific in that respect since it takes the constraint $\eta = \mathbf{0}$ explicitly into account (see also Bardeen et al. 1986).

To quantify the difference between accounting for this additional constraint or not, I will also evaluate the conditional probability that only incorporates the constraint on the density's Hessian. In this case, Eq. (7) simplifies to

$$P(e, p | \tilde{\delta}, n.d.) = \frac{\int_{n.d.} d^6\tilde{\zeta} P(e, p, \tilde{\delta}, \tilde{\zeta})}{\int_{n.d.} d^6\tilde{\zeta} P(\tilde{\delta}, \tilde{\zeta})}, \quad (38)$$

where I integrate over the subvolumes for which $\tilde{\zeta}$ is *negative* definite for consistency. Note the absence of the factor $|\det \tilde{\zeta}|$ in both integrals in Eq. (38) in comparison to Eq. (7) which originated from the property that $\eta_i = \sum_j \zeta_{ij} x_j$ in the infinitesimal volume around a maximum and therefore $d^3\eta = |\det \zeta| d^3r$.

Since $P(e, p | \tilde{\delta}, n.d.)$ can be derived analogously to $P(e, p | \tilde{\delta}, \max.)$ except that the first derivative η is missing since no constraints are applied to it, I will only present the final result. The integrand in the numerator of Eq. (38) is given by

$$P(e, p, \tilde{\delta}, \tilde{\zeta}) = \frac{15^5}{2^5\pi^4(1-\gamma^2)^3} e(e^2 - p^2) \tilde{\delta}^5 \exp\left\{\frac{1}{2(\gamma^2-1)} [3(2\tilde{\delta}_\zeta^2 - 5\tilde{\Delta}) + 2\gamma\tilde{\delta}\tilde{\delta}_\zeta(1 + 15ee_\zeta + 5pp_\zeta) + \tilde{\delta}^2(1 + 15e^2 + 5p^2)]\right\}, \quad (39)$$

while the integrand in the denominator can be written as

$$P(\tilde{\delta}, \tilde{\zeta}) = \frac{225\sqrt{5}}{2\pi^{3/2}\sqrt{2(1-\gamma^2)}} e_\zeta(e_\zeta^2 - p_\zeta^2) \tilde{\delta}_\zeta^5 \times \exp\left[\frac{(\tilde{\delta}^2 + \tilde{\delta}_\zeta^2 + 2\gamma\tilde{\delta}\tilde{\delta}_\zeta + (1-\gamma^2)(15e_\zeta^2 + 5p_\zeta^2)\tilde{\delta}_\zeta^2)}{2(\gamma^2-1)}\right]. \quad (40)$$

Equations (39) and (40) deviate from Eqs. (20) and (33) only in two ways: (a) The normalisations differ because the vanishing first derivative was not taken into account in Eqs. (39) and (40). This difference, however, drops out when taking their ratio. (b) The factor $|\det \tilde{\zeta}|$ is not present in both equations. In contrast to the previous point, this additional factor does not vanish when taking the ratio since in both the numerator and the denominator, an integration over the reduced Hessian $\tilde{\zeta}$ still has to be carried out.

Integrating Eq. (40) over e_ζ and p_ζ in the range (34) leads to

$$\int_{n.d.} d^6\tilde{\zeta} P(\tilde{\delta}, \tilde{\zeta}) = \frac{1}{8\pi^{3/2}\sqrt{1-\gamma^2}} \int_{-\infty}^0 d\tilde{\delta}_\zeta a(3\sqrt{10}b - 2\sqrt{\pi}c) \quad (41)$$

with

$$a \equiv \exp\left[\frac{\tilde{\delta}(\tilde{\delta} + 2\gamma\tilde{\delta}_\zeta)}{2(\gamma^2-1)}\right],$$

$$b \equiv \tilde{\delta}_\zeta \exp\left[\frac{(9-5\gamma^2)\tilde{\delta}_\zeta^2}{8(\gamma^2-1)}\right],$$

$$c \equiv \exp\left[\frac{\tilde{\delta}_\zeta^2}{2(\gamma^2-1)}\right] \left[\operatorname{erf}\left(\frac{1}{2}\sqrt{\frac{5}{2}}\tilde{\delta}_\zeta\right) + \operatorname{erf}\left(\sqrt{\frac{5}{2}}\tilde{\delta}_\zeta\right)\right], \quad (42)$$

which differs clearly from Eqs. (35) and (36).

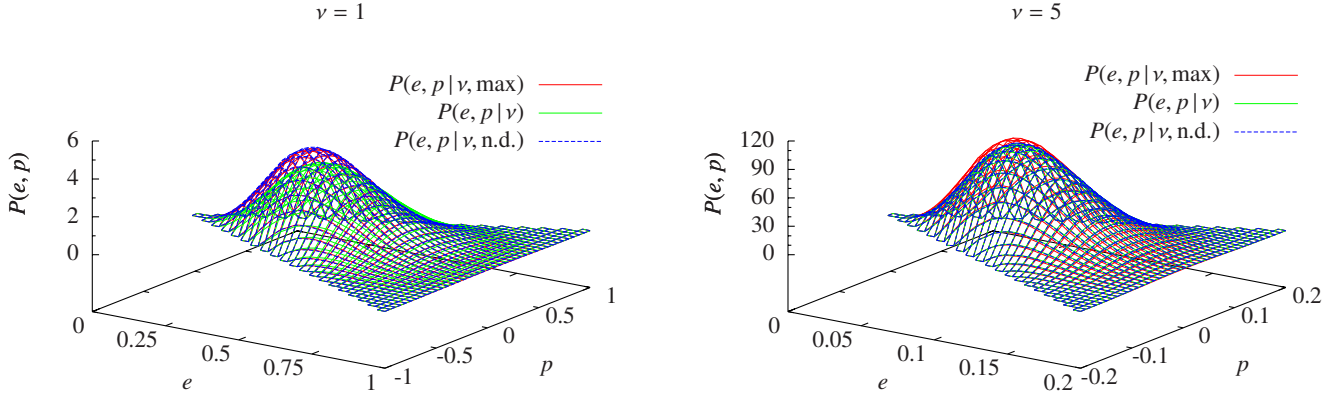


Fig. 1. The distributions $P(e, p | \nu, \max)$ based on Eq. (7), $P(e, p | \nu, \text{n.d.})$ based on Eq. (38), and $P(e, p | \nu)$ based on Eq. (43) for $\nu = 1$ (left panel) and $\nu = 5$ (right panel).

3. Results

In this section, I present some numerical results based on the theoretical work developed in the previous section. For the calculation, I adopt a flat reference Λ CDM model inspired by the PLANCK results (Planck Collaboration XVI 2013) with matter density $\Omega_m = 0.315$, dark-energy density $\Omega_\Lambda = 0.685$, baryon density $\Omega_b = 0.04868$, a Hubble constant of $h = 0.673$ in units of $100 \text{ km s}^{-1} \text{ Mpc}^{-1}$, and power spectrum normalisation $\sigma_8 = 0.829$. All previous values are set at redshift $z = 0$. The primordial spectral index of the power spectrum is set to $n_s = 0.9603$, and I adopt the transfer function of Eisenstein & Hu (1998).

3.1. The joint distribution for ellipticity and prolativity

In the following, I compare the distributions (7) and (38) with the distribution

$$P(e, p | \tilde{\delta}) = \frac{1125}{\sqrt{10}\pi} e(e^2 - p^2) \tilde{\delta}^5 \exp \left[-\frac{5}{2} \tilde{\delta}^2 (3e^2 + p^2) \right] \quad (43)$$

(Sheth et al. 2001), which does not take any of the two constraints on the first derivative η and the Hessian ζ into account. For a better comparison to other papers in the literature and to simplify the connection to a mass scale, I adopt the variable

$$\nu \equiv \delta_c / \sigma_0(R) \quad (44)$$

instead of $\tilde{\delta}$. In the former equation, δ_c is the linear overdensity of the spherical-collapse model, and $\sigma_0(R)$ is the power spectrum's variance exponentially filtered on the scale R (cf. Eq. 3). Hence, for a given ν , the corresponding reduced density contrast is simply $\tilde{\delta} = \nu$ and the radius R has to be chosen such that Eq. (44) is fulfilled. It is then used to calculate the higher spectral moments $\sigma_1(R)$ and $\sigma_2(R)$ from Eq. (3) and also $\gamma(R) = \sigma_1^2(R) / [\sigma_0(R) \sigma_2(R)]$.

In Fig. 1, I compare the distributions (7), (38), and (43) as a function of e and p for two different values of ν . For $\nu = 1$, the distributions $P(e, p | \nu, \max)$ and $P(e, p | \nu, \text{n.d.})$ (red and blue lines, respectively) coincide very well over the whole range of e and p , whereas $P(e, p | \nu)$ peaks at a slightly larger value of e and as a consequence of the normalisation to unity has a smaller amplitude at the maximum compared to the two former distributions. This implies that haloes of lower mass tend to be slightly less elliptical than predicted by the standard formula (43).

For $\nu = 5$, the situation is reversed: $P(e, p | \nu, \text{n.d.})$ now corresponds very well to $P(e, p | \nu)$, whereas $P(e, p | \nu, \max)$ has a larger amplitude compared to the two former distributions. The amplitude of the relative differences between the distributions, however, has shrunk, indicating that the additional constraints become the less important the higher ν is.

What is most important for most practical purposes, however, is not the full distribution for e and p , but only the values that are either expected or most probable. The expectation values of e and p are used e.g. by Angrick & Bartelmann (2009) to determine the initial eigenvalues for the ellipsoidal-collapse model by Bond & Myers (1996), whereas the most probable values are used by Sheth et al. (2001) to determine the ellipsoidal barrier when establishing their mass function. The expectation values of e and p as well as their variances can be calculated analytically for the distribution $P(e, p | \nu)$. They are as a function of ν given by

$$\begin{aligned} \langle e \rangle &= \frac{3}{\sqrt{10}\pi\nu}, & \sigma_e^2 &= \frac{19\pi - 54}{60\pi\nu^2}, \\ \langle p \rangle &= 0, & \sigma_p^2 &= \frac{1}{20\nu^2} \end{aligned} \quad (45)$$

(Angrick & Bartelmann 2010). The most probable values for e and p from the same distribution are

$$e_{\text{mp}} = \frac{1}{\sqrt{5}\nu}, \quad p_{\text{mp}} = 0, \quad (46)$$

respectively (Sheth et al. 2001).

In Fig. 2, I present the expectation values for both ellipticity and prolativity for the distributions $P(e, p | \nu, \max)$, $P(e, p | \nu, \text{n.d.})$, and $P(e, p | \nu)$ as a function of ν . As expected, the expectation value for the ellipticity is smaller if either both constraints for a maximum or only the constraint the density's Hessian has to be negative definite is taken into account. Additionally, the expected prolativity acquires a small non-vanishing value in the latter two cases. For larger ν , the differences between the three distributions decrease. While the largest difference in $\langle e \rangle$ is at $\nu \approx 1.4$ with a value that is $\sim 8\%$ larger if none of the maximum constraints are taken into account, $\langle p \rangle$ is monotonically decreasing for $\nu \geq 0.2$ with increasing ν and has a maximal value of $\langle p \rangle \approx 0.0075$ at $\nu \approx 0.2$ for $P(e, p | \nu, \max)$

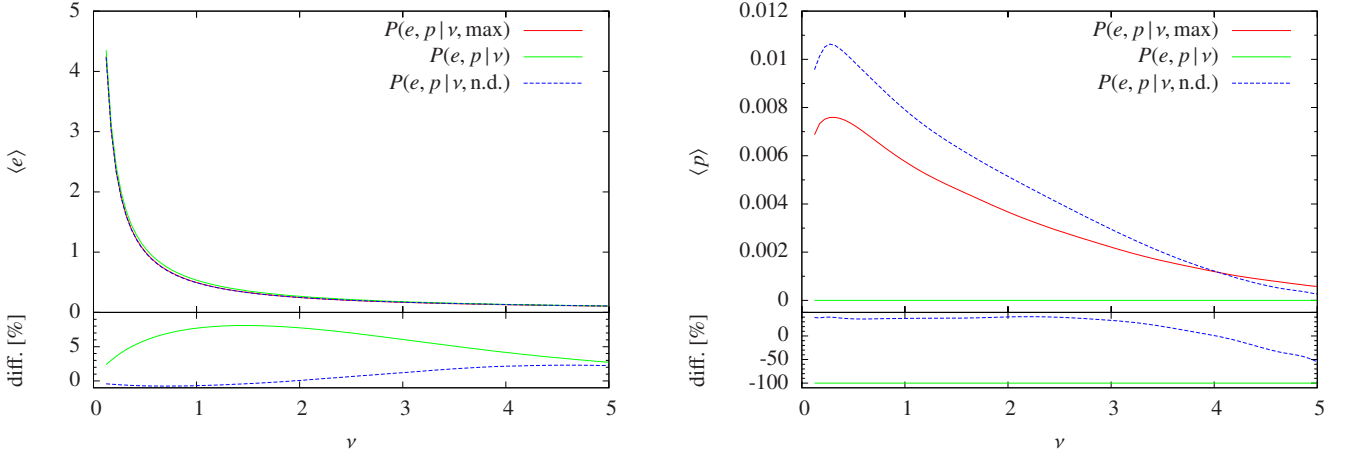


Fig. 2. Expectation values of the ellipticity (*left panel*) and the prolativity (*right panel*) derived from the distributions $P(e, p | \nu, \text{max})$, $P(e, p | \nu)$, and $P(e, p | \nu, \text{n.d.})$. At the bottom of each plot, the relative differences between the results derived from the latter two distributions with respect to $P(e, p | \nu, \text{max})$ are quantified.

and $\langle p \rangle \approx 0.0105$ for $P(e, p | \nu, \text{n.d.})$ at the same position. Therefore, the most probable value for the prolativity does not vanish identically for a density maximum as it is the case for arbitrary points.

Interestingly, taking the additional condition of a vanishing first derivative into account does not result in a very different $\langle e \rangle$ (the modulus of the relative difference between the two results is $\lesssim 2\%$ for $\nu \leq 5$ with a change of sign in the deviation at $\nu \approx 2$), the relative difference for $\langle p \rangle$ is practically constant with a value that is $\sim 40\%$ larger if the condition on the first derivative is neglected. It decreases until $\langle p \rangle$ is equal for both distributions at $\nu \approx 4$, then changes sign and quickly reaches $\sim 50\%$ at $\nu \approx 5$. Although the relative change in the expected prolativity is large if one incorporates the condition $\eta = 0$, the *absolute* amplitudes, however, remain rather small.

Both $\langle e \rangle$ and $\langle p \rangle$ at a maximum reach the values deduced from the joint probability of e and p not taking any of the two maximum constraints into account for the same reason as already stated above: The higher ν is, the more probable it is that the maximum constraint is automatically fulfilled.

The same quantitative behaviour is found for the most probable values e_{mp} and p_{mp} . The deviations are $\lesssim 8\%$ for e_{mp} and $\lesssim 50\%$ for p_{mp} with the same dependence on ν as for the expectation values $\langle e \rangle$ and $\langle p \rangle$ so that the latter approaches zero for increasing ν .

In summary, the ellipticity used in analytical models of structure formation is about 3–8 % too high in the range of ν relevant for cosmology since the maximum constraint is not taken into account. The prolativity is usually assumed to vanish, but should be slightly positive with values at the level of 10^{-3} to 10^{-2} in the same range.

3.2. Implications for the ellipsoidal-collapse model

In this section, I will quantify the consequences for the ellipsoidal-collapse model by [Bond & Myers \(1996\)](#), extended by [Angrick & Bartelmann \(2010\)](#), especially for the parameters δ_c and Δ_ν . Before, I will present the most important formulae.

The scaled dimensionless principal axes $a_i = R_i/R_{\text{pk}}$ with $1 \leq i \leq 3$ of a homogeneous ellipsoid, where the R_i are the dimensional axes and R_{pk} is the radius of a sphere with homogeneous density ρ_b that contains a mass M , is governed by the

following three coupled differential equations,

$$\frac{d^2 a_i}{da^2} + \left[\frac{1}{a} + \frac{E'(a)}{E(a)} \right] \frac{da_i}{da} + \left[\frac{3\Omega_m}{2a^5 E^2(a)} C_i(a) - \frac{\Omega_\Lambda}{a^2 E^2(a)} \right] a_i = 0, \quad (47)$$

where a prime denotes differentiation with respect to the scale factor a , $E(a)$ is the Universe's expansion function, and $C_i \equiv (1 + \delta_{\text{ell}})/3 + b_i/2 + \lambda_{\text{ext},i}$. Here, $\delta_{\text{ell}} \equiv a^3/(a_1 a_2 a_3) - 1$ is the density contrast inside the ellipsoid, and the $\lambda_{\text{ext},i}$ are the external shear's eigenvalues whose evolution is modelled according to the *hybrid model* so that

$$\lambda_{\text{ext},i}(a) \equiv \begin{cases} \frac{5}{4} b_i(a) & \text{if } a \leq a_{\text{ta},i}, \\ \frac{D_+(a)}{D_+(a_{\text{ta},i})} \lambda_{\text{ext},i}(a_{\text{ta},i}) & \text{else,} \end{cases} \quad (48)$$

where $a_{\text{ta},i}$ is the turn-around scale factor of the i -th axis, $D_+(a)$ is the linear growth factor of structure formation, and the b_i are the internal-shear tensor's eigenvalues given by

$$b_i(a) \equiv a_1(a) a_2(a) a_3(a) \int_0^\infty \frac{d\tau}{[a_i^2(a) + 1] \prod_{k=1}^3 [a_k^2(a) + 1]^{1/2}} - \frac{2}{3}. \quad (49)$$

Note that in this type of ellipsoidal-collapse model, the ellipsoid's principal axes are aligned with those of the external gravitational shear.

The initial conditions are chosen such that they are compatible with the Zel'dovich approximation at early times. Hence

$$a_i(a_0) = a_0[1 - \lambda_i(a_0)], \quad (50)$$

$$\left. \frac{da_i}{da} \right|_{a_0} = 1 - \lambda_i(a_0) - \frac{d \ln D_+}{d \ln a} \Big|_{a_0} \lambda_i(a_0) \approx 1 - 2\lambda_i(a_0) \quad (51)$$

since $D_+(a) \approx a$ for $a \ll 1$ which is safely fulfilled for $a_0 = 2 \times 10^{-5}$. At this point, a change in the joint distribution for the ellipticity and the prolativity has influence on the model's results since the $\lambda_i(a_0)$ are the initial eigenvalues of the gravitational-shear tensor, whose elements were defined in Eq. (5). The

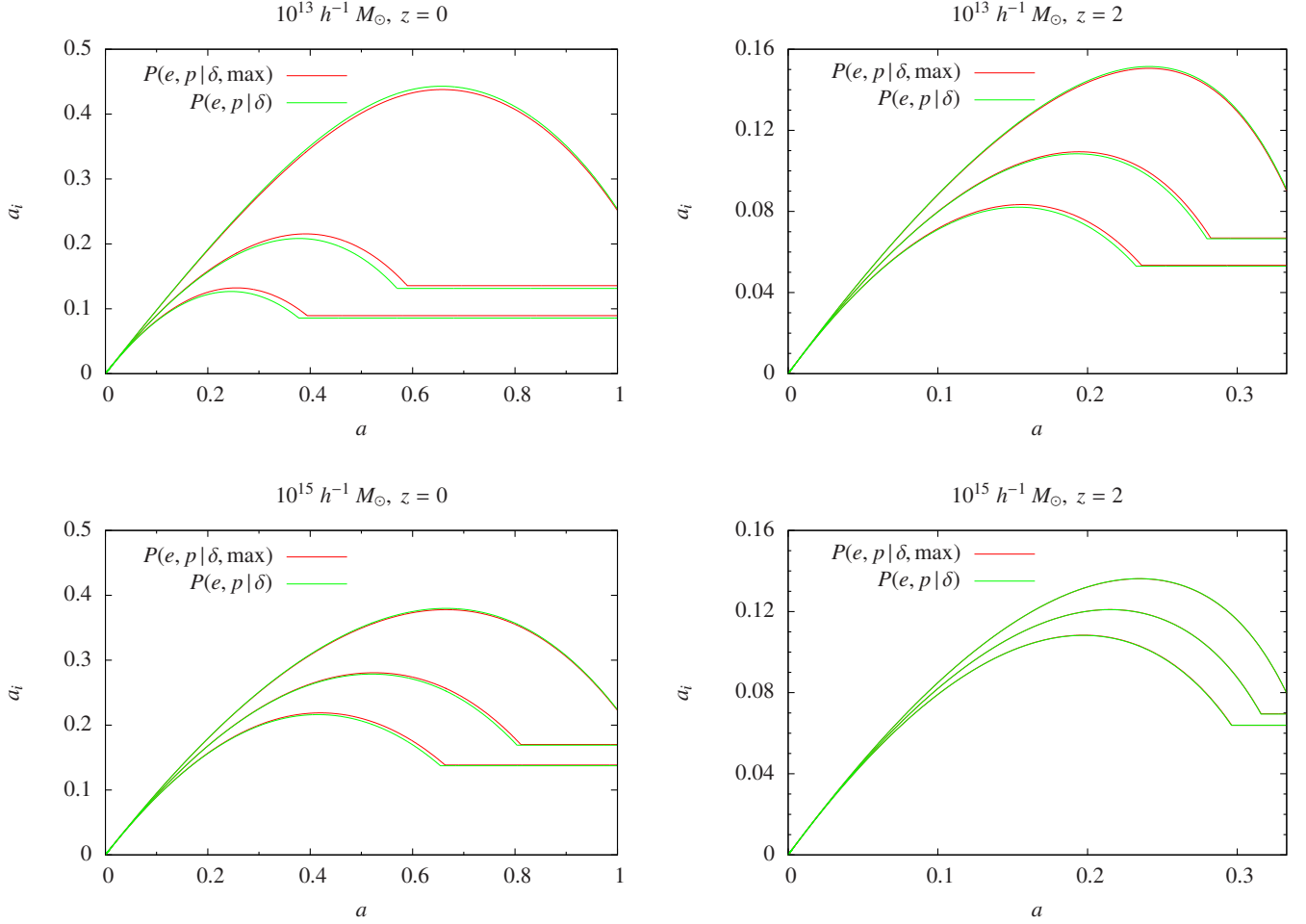


Fig. 3. Evolution of an ellipsoid's axes using either $P(e, p | \delta)$ or $P(e, p | \delta, \max)$ when determining the axes' initial conditions via Eqs. (50–54) for two different masses and two virialisation redshifts.

eigenvalues are functions of $\langle e \rangle$, $\langle p \rangle$, and δ up to first order in e and p ,

$$\lambda_1 = \frac{\delta}{3}(1 + 3\langle e \rangle + \langle p \rangle), \quad (52)$$

$$\lambda_2 = \frac{\delta}{3}(1 - 2\langle p \rangle), \quad (53)$$

$$\lambda_3 = \frac{\delta}{3}(1 - 3\langle e \rangle + \langle p \rangle), \quad (54)$$

implying $\lambda_1 \geq \lambda_2 \geq \lambda_3$.

The collapse of the i -th axis is stopped when the following virialisation conditions derived from the tensor virial theorem are fulfilled,

$$\left(\frac{a'_i}{a_i}\right)^2 = \frac{1}{a^2 E^2(a)} \left(\frac{3\Omega_m}{2a^3} C_i - \Omega_\Lambda \right) \quad \text{and} \quad a'_i < 0. \quad (55)$$

The parameters δ_c and Δ_v can be calculated from the ellipsoidal-collapse by

$$\delta_c = \frac{D_+(a_v)}{D_+(a_0)} \sum_{i=1}^3 \lambda_i(a_0), \quad \Delta_v = \frac{\Omega_m(a_v) a_v^3}{a_1(a_v) a_2(a_v) a_3(a_v)}, \quad (56)$$

where a_v is the scale factor at which the third axis virialises.

In Fig. 3, I present the evolution of the ellipsoid's three axes as a function of the scale factor for two different virialisation redshifts and two masses using either $P(e, p | \delta)$ or $P(e, p | \delta, \max)$

for the determination of the axes' initial conditions. These distributions enter the model via Eqs. (50) and (51) since both a_i and \dot{a}_i are dependent on the respective gravitational-shear tensor's eigenvalue which is a linear combination of $\langle e \rangle$ and $\langle p \rangle$. For clarity, I did not include the evolution of the ellipsoid's axes for which the initial conditions are based on $P(e, p | \delta, \text{n.d.})$ since the differences to the results for $P(e, p | \delta, \max)$ are negligible.

All four plots have in common that the two axes along which virialisation sets in first (a_1 and a_2) are *smaller* if the maximum constraint is not taken into account, whereas a_3 , the longest axis, is *larger* in comparison. Additionally, the virialisation of a_1 and a_2 sets in earlier. These features are most pronounced for small masses and low redshifts.

The reason is as follows. For $P(e, p, |\max)$, $\langle e \rangle$ is lowered whereas $\langle p \rangle$ is enlarged according to Fig. 2, but in terms of absolute values this effect is larger for the ellipticity than for the prolativity. Hence, Eqs. (52–54) imply that both λ_1 and λ_2 are lowered, whereas λ_3 is enlarged so that according to Eqs. (50) and (51), the axes a_1 and a_2 both start with slightly larger amplitudes and velocities, and a_3 is slightly smaller in both amplitude and velocity.

For large masses and high redshifts, however, the ellipsoid's evolution differs less since a larger overdensity is needed for the ellipsoid to collapse at the redshift considered so that the change in $\langle e \rangle$ and $\langle p \rangle$ is much less pronounced as shown in Fig. 2. Hence, the smallest difference in the evolution can be found in

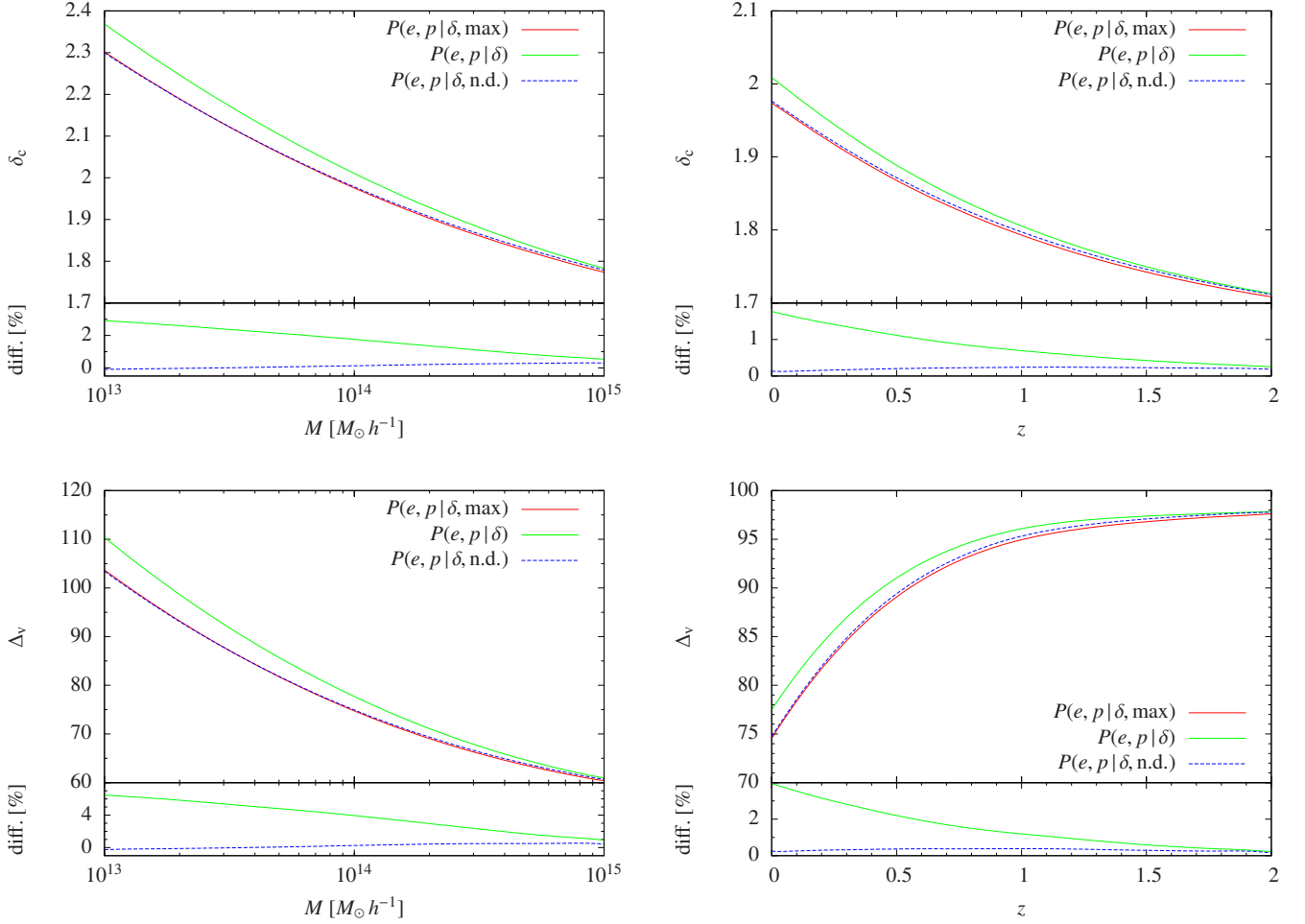


Fig. 4. The parameters δ_c and Δ_v as a function of mass at redshift zero (*left panels*) and as a function of redshift at a fixed mass of $10^{14} h^{-1} M_\odot$ (*right panels*).

Fig. 3 for the ellipsoid with $10^{15} h^{-1} M_\odot$ virialising at $z = 2$. Additionally, the collapse becomes less ellipsoidal at larger masses and higher redshifts.

The results of this change in the axes' evolution for the parameters δ_c and Δ_v are shown in Fig. 4. The overall trend is that both parameters are *lowered* if additional constraints on the density's spatial derivatives are taken into account. This effect is the stronger the lower the ellipsoid's virialisation redshift and its mass are. Additionally to the constraint that the density's Hessian is negative definite, incorporating the second constraint of a vanishing first derivative changes both δ_c and Δ_v by less than half a percent over the whole mass and redshift ranges considered.

For ellipsoids with a mass M between 10^{13} and $10^{15} h^{-1} M_\odot$ and a virialisation redshift z between 0 and 2, δ_c is $\lesssim 3\%$ smaller if the maximum constraints are not accounted for, where the maximal deviation of $\sim 3\%$ is reached for $M = 10^{13} h^{-1} M_\odot$ and $z = 0$. The deviation drops to $\sim 2\%$ for $M = 10^{14} h^{-1} M_\odot$ and $\sim 0.5\%$ for $10^{15} h^{-1} M_\odot$ both at $z = 0$.

The effect for Δ_v is approximately twice as large as for δ_c with values for Δ_v that are $\lesssim 7.5\%$ smaller if $P(e, p | \delta)$ instead of $P(e, p | \delta, \max)$ is used for the initial conditions. Again, the largest deviation can be found for $M = 10^{13} h^{-1} M_\odot$ and $z = 0$. The difference drops to $\sim 4\%$ for $M = 10^{14} h^{-1} M_\odot$ and $\sim 1\%$ for $M = 10^{15} h^{-1} M_\odot$ both at $z = 0$.

While only the sum $\sum_{i=1}^3 \lambda_i = \delta$ enters the computation of δ_c , whose evolution is then driven by the linear growth factor $D_+(a)$,

the situation is different for Δ_v . Here, the individual axes a_i are initially altered due a change of initial δ , $\langle e \rangle$ and $\langle p \rangle$ and evolve non-linearly. The a_i at the time of virialisation then determine Δ_v according to Eq. (56). This non-linearity is the reason why the deviation for Δ_v is larger than for δ_c .

4. Summary & conclusions

In the first part of this article, I have derived the probability for the gravitational-shear field's ellipticity and prolativity at the position of a peak in the density field with a given height. The derivation is based on the statistics of Gaussian random fields (Bardeen et al. 1986) and extends the works by Sheth et al. (2001) and Rossi (2012, 2013) as follows. In contrast to Sheth et al. (2001), I have added explicitly the maximum constraint in the calculation since it is expected that haloes form at the positions of peaks in the density field. Although Rossi (2012, 2013) started going into the same direction, they have considered the conditional eigenvalues of the matrix $\tilde{\phi} | \tilde{\zeta}$ and the corresponding ellipticity and prolativity. These, however, do not serve as ingredients for the ellipsoidal-collapse model by Bond & Myers (1996) since they use the ellipticity and the prolativity derived from the eigenvalues of the matrix $\tilde{\phi}$ instead. Additionally, they considered that the density's Hessian has to be negative definite for a maximum but did not take into account that the first derivative η also has to vanish.

The main results of the first part can be summarised as follows:

- The gravitational-shear tensor φ and the density's Hessian ζ cannot be diagonalised simultaneously. Since the eigenvalues of φ are needed for the definition of the ellipticity e and prolativity p as used in the ellipsoidal-collapse model by [Bond & Myers \(1996\)](#), the priority is on the diagonalisation of φ so that first, the constraint that the density's Hessian ζ has to be negative definite for a maximum can only be considered via Sylvester's criterion and second, the full six-dimensional integration over $d^6\zeta$ has to be carried out.
- The conditional probability for e and p given a density maximum of height δ including the constraints on *both* the first and second derivatives is given by (7) after rescaling to $\tilde{\delta} = \delta/\sigma_0$. The numerator can be calculated by integrating Eq. (20) multiplied by the function (23) that takes into account Sylvester's criterion for a negative definite Hessian of the density, while the denominator is given by Eq. (35) divided by σ_2^3/σ_1^3 together with Eq. (36).
- The conditional probability for e and p only incorporating the constraint that the density's Hessian has to be negative definite is given by (38) in rescaled quantities, where the numerator can be calculated using Eq. (39), while the denominator is given by Eq. (41) together with Eq. (42).
- The distribution of e and p incorporating the maximum constraint peaks at lower ellipticities and slightly positive prolativities compared to the unconstrained one by [Sheth et al. \(2001\)](#).
- As a consequence, both the expected and the most probable ellipticity are about 3 – 8 % larger in the range $1 \leq \nu \leq 5$ if the maximum constraint is not accounted for with the largest deviation at around $\nu \sim 1.4$. Both the expected and the most probable prolativity have slightly positive values at the level of 10^{-3} to 10^{-2} reaching the largest absolute value at $\nu \sim 0.2$.
- Both expected and most probable values for ellipticity and prolativity from the distribution $P(e, p | \nu, \text{max})$ tend to converge to the values from the distribution $P(e, p | \nu)$ for $\nu \rightarrow \infty$ since the larger ν , the more likely is the maximum constraint automatically fulfilled.

In the second part of this article, I quantify the impact on the ellipsoidal-collapse model by [Bond & Myers \(1996\)](#) that was slightly modified and extended by [Angrick & Bartelmann \(2010\)](#) if either both maximum constraints or only the constraint on the density's Hessian are/is taken into account, especially on the parameters δ_c and Δ_v . The main results of the second part are as follows:

- If none of the additional constraints is taken into account, the resulting linear overdensity δ_c is up to 4 % higher compared to the constrained distribution $P(e, p, |\text{max})$, and the virial overdensity Δ_v is up to 6 % higher in the mass range of 10^{13} to $10^{15} h^{-1} M_\odot$ and in the redshift range of 0 to 2. The deviations between the results from the two distributions decrease for both increasing mass and redshift.
- The results on the parameters δ_c and Δ_v differ less than 0.5 % if the constraint that the first derivative has to vanish is neglected.

Although the calculation of $\langle e \rangle$ and $\langle p \rangle$ at the position of density maxima cannot be carried out analytically any more, and it is computationally rather expensive due to an 8-dimensional integral that has to be carried out, the final results for both δ_c and Δ_v only change mildly. Therefore, one has to decide from case to

case if the gain of accuracy in both parameters is more important than the computation time that can be saved if the maximum constraint is neglected.

Acknowledgements. I want to thank M. Bartelmann for carefully reading the manuscript and for the suggestions that helped to improve it and B. M. Schäfer for the discussions that finally led to the implementation of Sylvester's criterion. I would also like to thank the anonymous referee for his comments that helped to improve this article substantially.

References

- Angrick, C. & Bartelmann, M. 2009, A&A, 494, 461
 Angrick, C. & Bartelmann, M. 2010, A&A, 518, A38+
 Bardeen, J. M., Bond, J. R., Kaiser, N., & Szalay, A. S. 1986, ApJ, 304, 15
 Barrow, J. D. & Silk, J. 1981, ApJ, 250, 432
 Bartelmann, M., Ehlers, J., & Schneider, P. 1993, A&A, 280, 351
 Bond, J. R. & Myers, S. T. 1996, ApJS, 103, 1
 Doroshkevich, A. G. 1970, Astrophysics, 6, 320
 Eisenstein, D. J. & Hu, W. 1998, ApJ, 496, 605
 Eisenstein, D. J. & Loeb, A. 1995, ApJ, 439, 520
 Gunn, J. E. & Gott, III, J. R. 1972, ApJ, 176, 1
 Icke, V. 1973, A&A, 27, 1
 Lacey, C. & Cole, S. 1993, MNRAS, 262, 627
 Lahav, O., Lilje, P. B., Primack, J. R., & Rees, M. J. 1991, MNRAS, 251, 128
 Pace, F., Waizmann, J.-C., & Bartelmann, M. 2010, MNRAS, 406, 1865
 Planck Collaboration XVI. 2013, arXiv:1303.5076
 Planck Collaboration XXIV. 2013, arXiv:1303.5084
 Rossi, G. 2012, MNRAS, 421, 296
 Rossi, G. 2013, MNRAS, 430, 1486
 Sheth, R. K., Mo, H. J., & Tormen, G. 2001, MNRAS, 323, 1
 van de Weygaert, R. & Bertschinger, E. 1996, MNRAS, 281, 84
 Wang, L. & Steinhardt, P. J. 1998, ApJ, 508, 483
 White, S. D. M. & Silk, J. 1979, ApJ, 231, 1
 Zel'dovich, Y. B. 1970, A&A, 5, 84