

Hamiltonian-based impurity solver for nonequilibrium dynamical mean-field theory

Christian Gramsch,¹ Karsten Balzer,² Martin Eckstein,² and Marcus Kollar¹

¹*Theoretical Physics III, Center for Electronic Correlations and Magnetism,
Institute of Physics, University of Augsburg, 86135 Augsburg, Germany*

²*Max Planck Research Department for Structural Dynamics,
University of Hamburg-CFEL, 22607 Hamburg, Germany*

(Dated: June 26, 2013)

We derive an exact mapping from the action of nonequilibrium dynamical mean-field theory (DMFT) to a single-impurity Anderson model (SIAM) with time-dependent parameters, which can be solved numerically by exact diagonalization. The representability of the nonequilibrium DMFT action by a SIAM is established as a rather general property of nonequilibrium Green functions. We also obtain the nonequilibrium DMFT equations using the cavity method alone. We show how to numerically obtain the SIAM parameters using Cholesky or eigenvector matrix decompositions. As an application, we use a Krylov-based time propagation method to investigate the Hubbard model in which the hopping is switched on, starting from the atomic limit. Possible future developments are discussed.

PACS numbers: 71.27.+a, 71.10.Fd, 05.70.Ln

I. INTRODUCTION

Experiments on strongly correlated quantum many-body systems out of equilibrium have reached a high level of precision and control. One can excite complex materials with femtosecond laser pulses and record their subsequent time evolution on the timescale of the electronic motion [1, 2]. In systems of ultra-cold atoms in optical lattices, on the other hand, interaction and bandwidth can be controlled as a function of time via Feshbach resonances and the depth of the lattice potential, respectively, and external fields can be mimicked by shaking or tilting the optical lattice [3–5]. The understanding of relaxation pathways in correlated systems touches upon fundamental questions of statistical mechanics [6], it can provide insights into the nature of correlated states which is not possible with conventional frequency-domain techniques, and it may lead to the discovery of ‘hidden phases’, i.e., long-lived transient states that are inaccessible via any thermal pathway [7, 8].

Stimulated by these developments, a growing theoretical effort is aimed at advancing the microscopic description of correlated lattice models out of equilibrium. A method which is well-suited to capture strong local correlation effects in higher-dimensional systems is the nonequilibrium formulation [9, 10] of dynamical mean-field theory (DMFT) [11]. Over the past few years, nonequilibrium DMFT has been used in a large number of theoretical studies, including interaction quenches [12, 13], dc-field driven systems [10, 14–17], photo-excitation of Mott insulators [18–21] and nonequilibrium phase transitions from antiferromagnetic to paramagnetic states [22, 23].

Within DMFT, a lattice model such as the Hubbard model is mapped onto an effective impurity model, which consists of a single site of the lattice coupled to a “non-interacting medium” with which it can exchange particles. A big challenge for the advance of nonequilibrium

DMFT is the development of appropriate methods for the solution of this single-impurity problem out of equilibrium. Continuous-time quantum Monte Carlo (CTQMC) on the Keldysh contour [24, 25] can provide numerically exact DMFT results for short times [12], but the effort increases exponentially with time due to the phase problem. Several DMFT studies have instead used second- and third-order perturbation theory [15–17, 23], which works in the weakly interacting regime, but can give unphysical results for larger values of the interaction due to its nonconserving nature [13, 26]. Strong-coupling perturbation theory [27], on the other hand, is suitable for the Mott insulator, but cannot address correlated metallic states at low temperatures. Finally, a numerically tractable impurity model is obtained for the Falicov-Kimball model, where a solution is possible via a closed set of equations of motion [10, 14]. However, because only particles with one spin flavor can hop on the lattice in the Falicov-Kimball model, its dynamics are rather peculiar, which is reflected in the absence of thermalization of single-particle quantities [28].

Impurity models are of interest also in their own right, apart from their importance for DMFT, e.g., for the description of quantum dots or Kondo impurities. Recently, sophisticated techniques such as diagrammatic (“bold-line”) CTQMC [29] and influence functional approaches [30, 31] have been developed to study nonequilibrium dynamics motivated by transport experiments through quantum dots. While these techniques can address longer times than direct CTQMC simulations, they have not yet been used within DMFT, partly because the measurement of time-nonlocal correlation functions is technically challenging. Hence there is a clear need for the development of novel impurity solvers for DMFT.

In equilibrium DMFT, a whole class of impurity solvers are based on a mapping of the impurity model to a suitable Hamiltonian representation: The effective medium of DMFT is approximated by a finite number

of bath orbitals, and the resulting single-impurity Anderson model (SIAM) is solved using exact diagonalization [11], numerical renormalization group (NRG) [32], density-matrix renormalization group (DMRG) [33], or (restricted active-space) configuration-interaction approaches [34]. Mapping the DMFT impurity problem to a finite SIAM seems rather attractive for nonequilibrium studies, since it is not a priori restricted to either interaction or hopping being small, and it can thus work also at intermediate coupling. Moreover, it may even serve as a starting point for a diagrammatic expansion using the dual-fermion approach [35]. However, the mapping procedure itself turns out to be more difficult for nonequilibrium situations than it is for equilibrium. In equilibrium, the mapping of the effective medium to a set of bath orbitals can be performed by fitting the spectral function of the bath [11], while in nonequilibrium, when time-translational invariance is lost, a single spectral function is not enough to characterize a system. The situation is somewhat simpler in a steady state, which can be characterized by a spectral function and an occupation function (which is then different from the Fermi function). A representation of the impurity problem using a SIAM with dissipative (Markovian) terms has been discussed for this case [36].

In the present paper, we address the mapping problem for general time-evolving states. We prove that the nonequilibrium DMFT action for the Hubbard model in the limit of infinite dimensions can be represented by a SIAM, and we discuss methods to construct such a representation either exactly or approximately. In particular, we clarify how to separate the initial state correlations (which are represented by bath orbitals that are coupled to the impurity already before any perturbation), and additional correlations that are built up at later times. First numerical tests for a quench in the Hubbard model from zero to finite hopping between the sites allow us to address a parameter regime of interactions which is not accessible with the presently available weak and strong-coupling solvers.

The outline of the paper is as follows: In Sec. II, we give a brief overview on the DMFT equations and the notation used for nonequilibrium Green functions. We then define the mapping problem (Sec. IIC), and discuss the representability of the nonequilibrium DMFT action by a SIAM on general grounds (Sec. IID). A derivation of nonequilibrium DMFT using the cavity method for contour Green functions is given in Sec. III, with further details in Appendices B and C. In Sec. IV, we explain how to construct a Hamiltonian bath representation of the DMFT action. In Sec. V we show how to do this in practice, and we present numerical results for the Hubbard model in nonequilibrium in Sec. VI. Sec. VII contains a summary.

II. NONEQUILIBRIUM DMFT AND THE MAPPING PROBLEM

A. Nonequilibrium Green functions

Nonequilibrium DMFT is based upon the Keldysh formalism [37] for contour-ordered Green functions. In the following subsection we briefly overview the basic concepts of the approach and define the relevant quantities for our subsequent analysis. A comprehensive introduction to the nonequilibrium many-body formalism itself can be found in a number of textbooks and review articles, e.g., the book by Kamenev for a general introduction [38], and Ref. 39 for a detailed description of the formalism based onto the L-shaped time contour which will be used below.

From a general perspective, we would like to describe the real-time evolution of a quantum many-body system which is initially in thermal equilibrium at temperature $T = 1/\beta$ (the initial state density matrix is $e^{-\beta H(0)}/Z$) and evolves unitarily under a time-dependent Hamiltonian $H(t)$ for times $t > 0$. In specific applications we consider the single-band Hubbard model

$$H_{\text{Hub}}(t) = \sum_{ij\sigma} t_{ij}(t) c_{i\sigma}^\dagger c_{j\sigma} + U(t) \sum_i (n_{i\uparrow} - \frac{1}{2})(n_{i\downarrow} - \frac{1}{2}), \quad (1)$$

where $c_{i\sigma}$ and $c_{i\sigma}^\dagger$ are annihilation and creation operators for an electron with spin σ on site i of a crystal lattice, t_{ij} is the hopping matrix element between sites i and j , and U is the local Coulomb repulsion. Within the nonequilibrium Green functions technique this problem is solved using time-dependent correlation functions with time arguments on the L-shaped time contour C that runs from 0 to t_{max} (the maximum time of interest) along the real axis, back to time 0, and to $-i\beta$ along the imaginary axis (Fig. 1). The expectation value $\langle A(t) \rangle = \text{tr}[e^{-\beta H(0)} U(t, 0)^\dagger A U(t, 0)]/Z$ of an observable A , with the unitary time-evolution operator $U(t, 0) = T_t e^{-i \int_0^t ds H(s)}$, can then be recast into the form of a contour-ordered expression $\langle A(t) \rangle_S \equiv \text{tr}(T_C \{\exp(S) A(t)\})/Z_S$, where the action is given by $S = -i \int_C dt H(t)$, $\int_C dt$ denotes the integral along the contour, $Z_S = \text{tr}(T_C \{\exp(S)\})$ is the partition function, and $T_C \{\dots\}$ is the contour-ordering operator, which orders operators according to their relative position on C ,

$$T_C \{A(t)B(t')\} = \begin{cases} AB & \text{if } t >_C t', \\ (\pm)BA & \text{if } t <_C t'. \end{cases} \quad (2)$$

The negative sign applies when both A and B contain an odd number of fermionic annihilation or creation operators.

Green functions for a more general action S are defined

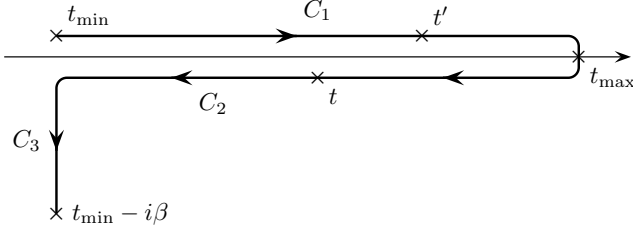


FIG. 1: The L-shaped integration contour C consists of three parts. The integration runs along C_1 from t_{\min} to t_{\max} on the real axis. It then goes back along C_2 , and follows C_3 into the complex plane to $t_{\min} - i\beta$, where β is the inverse temperature. In the sense of the contour, the time $t \in C_2$ is therefore larger than $t' \in C_1$ in this example, i.e., $t >_C t'$. For simplicity we set $t_{\min} = 0$ throughout this work.

as similar contour-ordered expectation values,

$$G_{\alpha\alpha'}(t, t') = -i \langle c_\alpha(t) c_{\alpha'}^\dagger(t') \rangle_S \quad (3)$$

$$\equiv \frac{-i}{Z_S} \text{tr} \left(T_C \left\{ \exp(S) c_\alpha(t) c_{\alpha'}^\dagger(t') \right\} \right),$$

where subscripts α and α' label spin and orbital quantum numbers. Depending on the time arguments, the entries of the contour-ordered Green function in Eq. (3) have a different physical meaning. Letting a superscript $a, b = 1, 2, 3$ of $G^{ab}(t, t')$ indicate whether a time argument is on the upper (1), lower (2), or imaginary (3) part of the contour, we define the following components (the subscripts for spin and orbital degrees of freedom are omitted for simplicity),

$$G^<(t, t') = G^{12}(t, t') = i \langle c^\dagger(t') c(t) \rangle_S, \quad (4a)$$

$$G^>(t, t') = G^{21}(t, t') = -i \langle c(t) c^\dagger(t') \rangle_S, \quad (4b)$$

$$G^\neg(t, \tau) = G^{13}(t, \tau) = i \langle c^\dagger(\tau) c(t) \rangle_S, \quad (4c)$$

$$G^\rceil(\tau, t) = G^{31}(\tau, t) = -i \langle c(\tau) c^\dagger(t') \rangle_S, \quad (4d)$$

$$G^M(\tau) = -i G^{33}(\tau, 0) = -\langle c(\tau) c^\dagger(0) \rangle_S. \quad (4e)$$

The first two functions, ‘lesser’ and ‘greater’, are related to photoemission and inverse photoemission, respectively [40]. The mixed functions G^\neg and G^\rceil encode correlations between the time-evolving state and the initial thermal equilibrium state, while the 33-component is the Matsubara Green function of the initial thermal equilibrium state (in the definition of G^M , we have taken into account time-translational invariance of this function).

The five components (4) fully parametrize the Green function (3), and all other entries can be restored by noting that the largest real-time argument can be shifted from the upper to the lower contour (because the time evolution on the forward and backward branch cancels). Other commonly used parameterizations involve the retarded and advanced functions, $G^{\text{ret}}(t, t') = \Theta(t - t')[G^>(t, t') - G^<(t, t')]$ and $G^{\text{adv}}(t, t') = \Theta(t' - t)[G^<(t, t') - G^>(t, t')]$, where $\Theta(t)$ denotes the Heaviside step function, but for this work we will only use the

components defined in (4). Finally, we note the hermitian symmetry relation for the components,

$$G^{<, >}(t, t')^* = -G^{<, >}(t', t), \quad (5a)$$

$$G^\neg(t, \tau)^* = G^\rceil(\beta - \tau, t), \quad (5b)$$

which will be important below.

For illustration and later reference, we give an analytic expression for the Green function of an isolated bath-orbital with time-dependent energy $\epsilon(t)$,

$$g(t, t') = -i \frac{\text{tr} \left(T_C \left\{ e^{-i \int_C ds (\epsilon(s) - \mu) c^\dagger c} c(t) c^\dagger(t') \right\} \right)}{\text{tr} \left(T_C \left\{ e^{-i \int_C ds (\epsilon(s) - \mu) c^\dagger c} \right\} \right)}. \quad (6)$$

Using Heisenberg equations of motion for the operators $c(t)$, one can see that

$$g(t, t') = -i \left[\Theta_C(t, t') - f(\epsilon(0) - \mu) \right] \mathcal{E}(t) \mathcal{E}(t')^{-1}, \quad (7)$$

where $f(\epsilon) = 1/(e^{\beta\epsilon} + 1)$ is the Fermi function,

$$\mathcal{E}(t) = \begin{cases} e^{-i \int_0^t ds [\epsilon(s) - \mu]} & \text{for real } t \\ e^{-\tau[\epsilon(0) - \mu]} & \text{for } t = -i\tau \end{cases}, \quad (8)$$

and $\Theta_C(t, t')$ is the contour analog of the Heaviside step function, i.e.,

$$\Theta_C(t, t') = \begin{cases} 1 & \text{for } t \geq_C t' \\ 0 & \text{else.} \end{cases}. \quad (9)$$

The Green function for a single site with time-independent orbital energy $\epsilon(t) \equiv \epsilon$ will be denoted by

$$g(\epsilon, t, t') \equiv -i [\Theta_C(t, t') - f(\epsilon)] e^{-i\epsilon(t-t')}. \quad (10)$$

B. Nonequilibrium DMFT

In DMFT, the Hubbard Hamiltonian (1) is mapped onto an effective impurity model from which all local correlation functions [11] can be obtained. The key step in DMFT is to compute the local Green function

$$G_\sigma(t, t') = -i \langle c_\sigma(t) c_\sigma^\dagger(t') \rangle_{S_{\text{loc}}} \quad (11)$$

from a single-site model which is defined by the action

$$S_{\text{loc}} = -i \int_C dt \left[U(t) (n_\uparrow(t) - \frac{1}{2})(n_\downarrow(t) - \frac{1}{2}) - \mu \sum_\sigma n_\sigma(t) \right] \\ - i \int_C \int_C dt_1 dt_2 \sum_\sigma \Lambda_\sigma(t_1, t_2) c_\sigma^\dagger(t_1) c_\sigma(t_2). \quad (12)$$

Here the first part contains the Hamiltonian of an isolated site of the original Hubbard Hamiltonian, while Λ is the hybridization of that site with a noninteracting environment, which must be determined self-consistently.

In Section VI, we study the Bethe lattice with nearest-neighbor hopping $t_{ij} = v/\sqrt{\mathcal{Z}}$ in the limit of infinite coordination number \mathcal{Z} [41], corresponding to a semielliptical density of states,

$$\rho(\epsilon) = \frac{\sqrt{4v^2 - \epsilon^2}}{2\pi v^2}. \quad (13)$$

For time-dependent v , the self-consistency can then be written in closed form [42–44],

$$\Lambda_\sigma(t, t') = v(t)G_\sigma(t, t')v(t'). \quad (14)$$

For a general lattice in the limit of infinite dimensions [41], where DMFT becomes exact, a formal expression for the hybridization function at a given site 0 can be given in terms of the cavity Green function $G^{(0)}$, i.e., the Green function of the original Hubbard Hamiltonian from which site 0 has been removed,

$$\Lambda_\sigma(t, t') = \sum_{i,j} t_{0i}(t)G_{ij\sigma}^{(0)}(t, t')t_{j0}(t'). \quad (15)$$

The derivation of this expression for the effective nonequilibrium DMFT action via the cavity method largely parallels the corresponding formulation for Matsubara Green functions [11] and is presented separately in Sec. III.

In general, the evaluation of the DMFT self-consistency depends on the lattice structure and on external fields, and Eq. (15) cannot be recast in closed form like Eq. (14). However, the precise form of the implicit functional relation $\Lambda = \Lambda[G]$ is not important for the exact-diagonalization-based impurity solver developed in this paper, and we thus refer to the literature [10, 18] and Appendix C for detailed descriptions of the nonequilibrium DMFT equations.

C. The mapping problem

Because of the interaction $U(t)$, it is a complicated problem to calculate $G_\sigma(t, t')$ for a given $\Lambda_\sigma(t, t')$ from the action (12). For the corresponding equilibrium action a mapping to an appropriate single-impurity Anderson model (SIAM) is very successful [11], because this allows the use of Hamiltonian-based solvers for the calculation of the local Green function. The 'mapping problem' which we address in the following refers to a similar construction for nonequilibrium problems.

The SIAM Hamiltonian is given by an impurity H_{imp} that is coupled to a surrounding bath H_{bath} by the hy-

bridization H_{hyb} ,

$$H_{\text{SIAM}} = H_{\text{imp}} + H_{\text{bath}} + H_{\text{hyb}}, \quad (16)$$

$$H_{\text{imp}} = -\mu \sum_{\sigma} n_{0\sigma} + U(t) \left(n_{0\uparrow} - \frac{1}{2} \right) \left(n_{0\downarrow} - \frac{1}{2} \right), \quad (17)$$

$$H_{\text{hyb}} = \sum_{p>0, \sigma} \left(V_{0p}^\sigma(t) a_{0\sigma}^\dagger a_{p\sigma} + \text{h.c.} \right), \quad (18)$$

$$H_{\text{bath}} = \sum_{p>0, \sigma} (\epsilon_{p\sigma}(t) - \mu) a_{p\sigma}^\dagger a_{p\sigma}. \quad (19)$$

Here the operator $a_{p\sigma}$ ($a_{p\sigma}^\dagger$) annihilates (creates) an electron with spin σ at bath site p for $p > 0$, and at the impurity for $p = 0$.

A mapping of the action (12) to the Hamiltonian (16) requires that all impurity correlation functions are the same in the two models

$$\frac{\text{tr}_c (\text{T}_C \{ \exp(S_{\text{loc}}) \mathcal{O}(t_1) \dots \})}{\text{tr}_c (\text{T}_C \{ \exp(S_{\text{loc}}) \})} = \frac{\text{tr}_a \left(\text{T}_C \left\{ \exp \left(-i \int_C dt H_{\text{SIAM}}(t) \right) \mathcal{O}(t_1) \dots \right\} \right)}{\text{tr}_a \left(\text{T}_C \left\{ \exp \left(-i \int_C dt H_{\text{SIAM}}(t) \right) \right\} \right)}. \quad (20)$$

Since the bath orbitals are noninteracting, the trace over the bath degrees of freedom can be performed analytically. The right hand side of (20) then becomes

$$\frac{\text{tr}_{a_0} (\text{T}_C \{ \exp(S_{\text{SIAM}}) \mathcal{O}(t_1) \dots \})}{\text{tr}_{a_0} (\text{T}_C \{ \exp(S_{\text{SIAM}}) \})}, \quad (21)$$

where

$$S_{\text{SIAM}} = -i \int_C dt H_{\text{imp}}(t) - i \int_C \int_C dt_1 dt_2 \sum_{\sigma} \Lambda_{\sigma}^{\text{SIAM}}(t_1, t_2) a_{0\sigma}^\dagger(t_1) a_{0\sigma}(t_2), \quad (22)$$

with the discrete-bath hybridization function

$$\Lambda_{\sigma}^{\text{SIAM}}(t, t') = \sum_p V_{0p}^\sigma(t) g_{p\sigma}(t, t') V_{p0}^\sigma(t'), \quad (23)$$

and $g_p(t, t')$ is the Green function of an isolated bath site with energy $\epsilon_{p\sigma}(t)$,

$$g_{p\sigma}(t, t') = -i \frac{\text{tr} \left(\text{T}_C \left\{ e^{-i \int_C ds (\epsilon_{p\sigma}(s) - \mu) a^\dagger a} a(t) a^\dagger(t') \right\} \right)}{\text{tr} \left(\text{T}_C \left\{ e^{-i \int_C ds (\epsilon_{p\sigma}(s) - \mu) a^\dagger a} \right\} \right)}, \quad (24)$$

which evaluates to the result given by Eq. (7). The effective action (22) can be derived using coherent state path integrals, or equations of motions [42]. Because it is also a special case of the cavity expression (15), we shift the derivation to Sec. III. In equilibrium, when all

parameters of the impurity model are time-independent, Eq. (23) reduces to the well-known expression [11]

$$-\frac{1}{\pi} \text{Im} \Lambda_{\sigma}^{\text{SIAM}}(\omega + i0) = \sum_p |V_{0p}^{\sigma}|^2 \delta(\omega + \mu - \epsilon_{p\sigma}) \quad (25)$$

for the spectral function of the bath.

We summarize this subsection by stating that the Hamiltonian (16) is a valid representation of the DMFT action with hybridization function $\Lambda_{\sigma}(t, t')$ if parameters $V_{0p}^{\sigma}(t)$ and $\epsilon_{p\sigma}(t)$ can be chosen such that

$$\Lambda_{\sigma}^{\text{SIAM}}(t, t') = \Lambda_{\sigma}(t, t') \quad (26)$$

on the entire contour C , i.e., for each of the five components given in Eq. (4), including the mixed components Λ^+ and Λ^- which describe the correlations with the initial state. Due to the two time arguments, it is not immediately clear under which conditions a function $\Lambda_{\sigma}(t, t')$ can be represented in the form (23) at all. We will thus first discuss the question of representability from a general perspective, before we attempt an explicit determination of the parameters V and ϵ in Sec. IV.

In passing we note that we have restricted ourselves to a star-like layout of the impurity problem (16), i.e., there is no hopping between the bath orbitals. However, this is no limitation, since any bath with a more complicated geometry can always be mapped to a star geometry with the same effective action S_{SIAM} by a suitable time-dependent unitary transformation (cf. Appendix A).

D. Representability

Not every contour function with the symmetries (5) and the usual anti-periodic boundary conditions can be decomposed in the form (23). For equilibrium, the representation (23) implies a positive spectral weight [cf. Eq. (25)], i.e., it relies on further analytic properties of the Green functions. The specification of analytical properties is less clear for nonequilibrium Green functions. In the following we assert that representability in the form (23) is nevertheless a general property of nonequilibrium Green functions: It follows for any (orbital-diagonal) Green function $G_{ii}(t, t')$ of a quantum system that evolves under the action of an arbitrary time-dependent Hamiltonian $H(t)$. To see this, we expand $G(t, t')$ using eigenstates $|n\rangle$ and eigenenergies E_n of the initial state Hamiltonian $H(0)$ (Lehmann representation). After some algebra, we get

$$G_{ii}(t, t') = \sum_{nm} \frac{e^{-\beta E_n} + e^{-\beta E_m}}{Z} \times W_{nm}(t) W_{nm}^*(t') g(E_{mn}, t, t'), \quad (27)$$

where $E_{mn} = E_m - E_n$, $g(E_{mn}, t, t')$ is of the form (10), and (operators with a hat are to be interpreted in the

Heisenberg picture)

$$W_{nm}(t) = \begin{cases} e^{iE_{mn}t} \langle n | \hat{c}_i(t) | m \rangle & \text{for real } t \\ \langle n | \hat{c}_i(0) | m \rangle & \text{for } t = -i\tau \end{cases} \quad (28)$$

This yields the representation (23) with one bath orbital for each of the pairs mn (the number of which is exponentially large in the system size), with time-independent orbital energy $\epsilon_{mn} = E_{mn} + \mu$ and hybridization $V_{0,mn}(t) = V_{mn,0}^*(t) = W_{nm}(t) \sqrt{(e^{-\beta E_n} + e^{-\beta E_m})/Z}$.

Similarly, it follows from the cavity expression (15) that the DMFT action is representable by a SIAM. To this end, we let $|n\rangle$ and E_n denote eigenstates and eigenenergies of the cavity Hamiltonian $H^{(0)}(t)$ (i.e., the Hubbard Hamiltonian without lattice site 0). Using a Lehmann representation of $G_{ij\sigma}^{(0)}(t, t')$, we again obtain a representation of the DMFT action by a SIAM with time-independent orbital energy $E_{mn} + \mu$, and hybridization matrix elements

$$V_{0,mn}(t) = \sqrt{\frac{e^{-\beta E_n} + e^{-\beta E_m}}{Z}} e^{iE_{mn}t} \times \sum_j t_{0j}(t) \langle n | \hat{c}_j(t) | m \rangle. \quad (29)$$

This concludes the proof that the DMFT action is representable by a SIAM. Of course, we have not shown that when DMFT is used as an approximation for finite-dimensional systems, all solutions of the equations have a SIAM-representable DMFT bath. However, since representability relies on very general properties of physical Green functions as derived from the Lehmann representation, we will assume the existence of such a representation in the following (i.e., we look only for DMFT solutions with this general property).

III. THE CAVITY METHOD FOR NONEQUILIBRIUM GREEN FUNCTIONS

Nonequilibrium DMFT equations and the effective impurity action can be derived using the cavity method, by restating the arguments used for equilibrium DMFT [11]. In order to have a self-contained text, we now summarize the main steps, with technical details in Appendices B and C. In equilibrium, the cavity method is typically formulated using Grassmann variables (e.g., Ref. 45). However, in line with the notation used in the remainder of this paper, we keep using the equivalent language of contour-ordered expectation values.

We start from the grand-canonical partition function for a Hamiltonian $H(t)$, which can be either $H_{\text{Hub}}(t)$ or $H_{\text{SIAM}}(t)$,

$$Z = \text{tr} \left(T_C \left\{ \exp \left(-i \int_C H(t) dt \right) \right\} \right). \quad (30)$$

The idea of the cavity method is to pick out one single site and trace out the remaining lattice (for the SIAM, the isolated site will be the impurity). We therefore separate the action into three parts,

$$S = -i \int_C dt H(t) = S_0 + \Delta S + S^{(0)}, \quad (31)$$

with

$$S_0 = -i \int_C dt \left[U(t) (n_{0\uparrow}(t) - \frac{1}{2}) (n_{0\downarrow}(t) - \frac{1}{2}) - \mu \sum_{\sigma} n_{0\sigma}(t) \right], \quad (32)$$

$$\begin{aligned} \Delta S &= -i \int_C dt \left[\sum_{i \neq 0, \sigma} t_{i0}^{\sigma}(t) c_{i\sigma}^{\dagger}(t) c_{0\sigma}(t) + \text{h.c.} \right], \\ S^{(0)} &= -i \int_C dt H^{(0)}(t), \end{aligned} \quad (33)$$

where $H^{(0)}$ is the Hamiltonian $H(t)$ of the system ($H_{\text{Hub}}(t)$ or $H_{\text{SIAM}}(t)$) with site 0 removed. The Fock space of our system is given by the tensor product $\mathcal{F} = \mathcal{F}_{\text{rest}} \otimes \mathcal{F}_0$ with \mathcal{F}_0 being the Fock space of the isolated site and $\mathcal{F}_{\text{rest}}$ being the Fock space of the remaining sites. Corresponding to these subspaces the partial traces are

$$\begin{aligned} \text{tr}_{\text{rest}}(O) &= \sum_{\{n_{i\sigma}, i \neq 0\}} \langle \{n_{i\sigma}, i \neq 0\} | O | \{n_{i\sigma}, i \neq 0\} \rangle, \\ \text{tr}_0(O) &= \sum_{\{n_{0\sigma}\}} \langle n_{0\sigma} | O | n_{0\sigma} \rangle, \end{aligned} \quad (34)$$

where $|\{n_{i\sigma}\}\rangle$ represents a state in the occupation number basis. We rewrite the partition function as

$$\begin{aligned} Z &= \text{tr}_0 \left[\text{Tr}_C \left\{ \exp(S_0) \text{tr}_{\text{rest}} \left(\exp(\Delta S + S^{(0)}) \right) \right\} \right] \\ &= Z_{S^{(0)}} \text{tr}_0 \left[\text{Tr}_C \left\{ \exp(S_0 + \tilde{S}) \right\} \right], \end{aligned} \quad (35)$$

where we defined

$$\exp(\tilde{S}) = \sum_{n=0}^{\infty} \frac{1}{n!} \langle (\Delta S)^n \rangle_{S^{(0)}}, \quad (36)$$

$$\begin{aligned} \langle O(t) \rangle_{S^{(0)}} &\equiv \frac{1}{Z_{S^{(0)}}} \text{tr}_{\text{rest}} \left(\text{Tr}_C \left\{ \exp(S^{(0)}) O(t) \right\} \right), \quad (37) \\ Z_{S^{(0)}} &= \text{tr}_{\text{rest}} \left(\text{Tr}_C \left\{ \exp(S^{(0)}) \right\} \right). \end{aligned}$$

Note that for $\exp(\tilde{S})$ there is still a contour ordering to be performed [cf. Eq. (35)], but one can perform the contour ordering on each subspace independently because the creation (annihilation) operators that act on $\mathcal{F}_{\text{rest}}$ anticommute with those acting on \mathcal{F}_0 . It is thus possible to calculate the trace over $\mathcal{F}_{\text{rest}}$ separately as long

as one keeps track of the correct sign. This is done in Appendix B. The result is

$$\begin{aligned} \tilde{S} &= -i \sum_{n=1}^{\infty} \sum_{\sigma_1 \dots \sigma'_n} \int_C dt_1 \dots \int_C dt'_n \Lambda_{\sigma_1 \dots \sigma'_n}(t_1, \dots, t'_n) \\ &\quad \times c_{\sigma'_1}^{\dagger}(t_1) \dots c_{\sigma'_n}(t'_n), \end{aligned} \quad (38)$$

where we defined the n th-order hybridization functions

$$\begin{aligned} \Lambda_{\sigma_1 \dots \sigma'_n}(t_1, \dots, t'_n) &\equiv \frac{(-i)^{n-1}}{n!^2} \sum_{i_1, \dots, j_n} t_{0i_1}(t_1) \dots t_{j_n 0}(t'_n) \\ &\quad \times G_{(i_1 \sigma_1), \dots, (j_n \sigma'_n)}^{(0), c}(t_1, \dots, t'_n), \end{aligned} \quad (39)$$

which involve connected cavity Green functions $G^{(0), c}$ (obtained with $S^{(0)}$ only). The effective action is thus given by

$$S_{\text{eff}} = S_0 + \tilde{S}, \quad Z_{\text{eff}} = \frac{Z}{Z_{S^{(0)}}} = \text{tr}_0 (\text{Tr}_C \{ \exp(S_{\text{eff}}) \}). \quad (40)$$

So far no approximation has been made, and the result is valid in general. However, it involves the higher-order hybridization functions (39). The latter are hard to compute in general, but they simplify for the Hubbard model in $d \rightarrow \infty$ and for the SIAM. In these cases the effective action is again of the local form (12) with a noninteracting bath.

In the limit of infinite dimensions, with the quantum scaling [41] $t_{ij} \propto d^{-Z_{ij}/2}$ (Z_{ij} is the number of sites connected by hopping t_{ij}) one can one-to-one repeat the power counting arguments of the equilibrium formalism to show that the higher-order terms vanish, so that one is left with the quadratic bath part given by Eq. (15) (cf. Appendix C).

For a Bethe lattice with \mathcal{Z} nearest neighbors, Eq. (15) can be evaluated immediately. For neighboring sites i, j of site 0 we have $G_{ij}^{(0)}(t, t') \propto \delta_{ij}$ since there is no path that connects two distinct sites; such a path would involve site 0, which has been removed. In the limit $\mathcal{Z} \rightarrow \infty$, we can further identify $G_{i\sigma}^{(0)}(t, t') = G_{\sigma}(t, t')$. The quantum scaling ensures that the summation over all nearest neighbors of 0 stays finite. This yields the action (12) with the hybridization (14) (setting $t_{ij}(t) = v(t)/\sqrt{\mathcal{Z}}$ for nearest neighbors i, j), as previously derived in Refs. 42–44.

For a general lattice, one must formally express the cavity Green function in Eq. (15) in terms of the full lattice Green function in order to obtain an implicit relation of the form $\Lambda = \Lambda[G]$, which can be achieved by utilizing the locality of the self-energy. It is interesting to note that the DMFT equations also follow directly from the cavity method, if the latter is applied to a generating functional of lattice Green functions. The locality of the self-energy then need not be established by separate arguments, but it follows from the cavity formalism itself. Because the precise form of the DMFT equations is

not central to the mapping problem, we present this self-contained derivation of the DMFT equations from the cavity method in Appendix C.

One can also use the cavity argument to derive the effective action (22) of a SIAM. For a SIAM, the cavity Hamiltonian $H^{(0)}$ is noninteracting, so that all connected Green functions $G_{i_1 \dots j_n}^{(0),c}(t_1, \dots, t'_n)$ vanish for $n \geq 2$. Thus only the first-order contribution remains in Eq. (39). It takes the form (23), with $G_{pp}^{(0)}(t, t') = g(\epsilon_p - \mu, t, t')$ [cf. Eq. (10)]. The Hubbard model on an infinite-dimensional lattice and the SIAM thus have the same local action, provided their hybridization functions are the same [cf. (26)]. The bath parameters of the SIAM for a given hybridization function are determined in the next section.

IV. CONSTRUCTION OF THE SIAM REPRESENTATION FOR NONEQUILIBRIUM GREEN FUNCTIONS

According to Sec. IID, we may assume that the hybridization function $\Lambda_\sigma(t, t')$ has a valid representation in the form (23). In this section, we explicitly construct the parameters $V_{0p}^\sigma(t)$ and $\epsilon_{p\sigma}$ for a given $\Lambda_\sigma(t, t')$. In the course of this, we will introduce two distinct baths, denoted *first* (−) and *second* (+), which take care of the fact that in nonequilibrium initial correlations and the dynamic built-up of correlations must be represented differently. While the first bath involves sites that are coupled to the system already at $t = 0$ and usually vanishes as time proceeds, the second one couples additional sites for $t > 0$ and typically exists even in the final (steady) state for $t \rightarrow \infty$.

A. Memory of the initial state (the first bath)

To determine the free parameters of the SIAM explicitly we follow Ref. 42 and assume that the bath states can be characterized by a continuous energy band with density of states $\rho_-(\epsilon) = \sum_p \delta(\epsilon - \epsilon_p(0))$ and hybridization $V_-(\epsilon, t)$ (for simplicity we drop the spin index; the subscript “−” adverts to the “first bath”). We also assume that the site energies ϵ_p are time-independent, but this is no restriction because a SIAM with time-dependent $\epsilon_p(t)$ and $V_{0p}(t)$ has the same effective action (22) like one with time-independent energies $\epsilon'_p = \epsilon_p(0)$ and modified hoppings $V'_{0p}(t) = V_{0p}(t) \exp\left(-i \int_0^t ds [\epsilon_p(s) - \epsilon_p(0)]\right)$ [cf. (7) and (23)]. We thus require a representation of $\Lambda(t, t')$ in the form

$$\Lambda_-(t, t') = \int_{-\infty}^{\infty} d\epsilon \rho_-(\epsilon) V_-(\epsilon, t) g(\epsilon - \mu, t, t') V_-(\epsilon, t')^*. \quad (41)$$

In the following, also $\rho_-(\epsilon)$ is absorbed in the hybridization matrix elements, i.e., the bath density of states is chosen to be constant.

It is important to recall that $V_-(\epsilon, t)$ must be constant on the imaginary time branch, i.e., $V_-(\epsilon, -i\tau) = V_-(\epsilon, 0)$, since it will be used as hopping parameter in the effective SIAM. To determine its time dependence we consider the mixed components [cf. Eq. (10)],

$$\Lambda_-^\neg(t, \tau) = i \int_{-\infty}^{\infty} d\epsilon V_-(\epsilon, t) f(\epsilon - \mu) e^{-i(\epsilon - \mu)(t - i\tau)} V_-(\epsilon, 0)^* \quad (42)$$

$$\stackrel{!}{=} \Lambda_-^\neg(t, \tau). \quad (43)$$

To solve (43) for the parameters $V_-(\epsilon, t)$, we make use of the analytical properties of the mixed Green functions (see Appendix D): In analogy to the Matsubara Green function, one can introduce a Fourier series with respect to Matsubara frequencies, and continue the result to a function $\Lambda_-^\neg(t, z)$ which is analytic on the upper and lower complex frequency plane; $\Lambda_-^\neg(t, \tau)$ is then uniquely determined by the generalized spectral function [cf. (D13)]

$$C_-^\neg(t, \epsilon) = \frac{1}{2\pi} (\Lambda_-^\neg(t, \epsilon + i0) - \Lambda_-^\neg(t, \epsilon - i0)). \quad (44)$$

For time $t = 0$, the spectral function coincides with the real and positive equilibrium spectral function

$$C(\epsilon) = \frac{i}{2\pi} (\Lambda^M(\epsilon + i0) - \Lambda^M(\epsilon - i0)), \quad (45)$$

see Appendix D for details.

When we Fourier transform both sides of (42) to Matsubara frequencies and analytically continue the result to real frequencies, we obtain

$$C_-^\neg(t, \epsilon) = \exp(-i\epsilon t) V_-(\epsilon + \mu, 0)^* V_-(\epsilon + \mu, t). \quad (46)$$

This allows us to obtain an explicit expression for the hopping matrix elements,

$$V_-(\epsilon + \mu, 0) = \sqrt{C(\epsilon)}, \quad (47)$$

$$V_-(\epsilon + \mu, t) = \frac{\exp(i\epsilon t) C_-^\neg(t, \epsilon)}{V_-(\epsilon + \mu, 0)^*}. \quad (48)$$

Note that a phase factor of $V_-(\epsilon + \mu, 0)$ can be chosen freely, without changing the resulting action.

The mixed component therefore already fixes all free parameters $V_-(\epsilon, t)$, and thus also $\Lambda_-(t, t')$ on the entire contour C . If t or t' is an imaginary time, $\Lambda_-(t, t')$ coincides with $\Lambda(t, t')$ by construction. However, for real times t, t' the difference

$$\Lambda_+(t, t') \equiv \Lambda(t, t') - \Lambda_-(t, t') \quad (49)$$

is in general not equal to zero. For a system out of equilibrium the correlations between the initial state and

states at $t = \infty$ usually vanish, i.e., $\Lambda^\top(t, \tau) \xrightarrow{t \rightarrow \infty} 0$. Hence one would expect (48) to vanish (which is also found numerically). For the final state to be nontrivial, $\Lambda_+(t, t')$ therefore has to be nonzero. The bath $V_-(t)$ is thus not sufficient to represent Λ . For this reason, we introduce a “second bath” with hoppings $V_+(t)$ which represent the contribution $\Lambda_+(t, t')$. The Weiss field $\Lambda_-(t, t')$ can then be understood to describe the fading memory of the initial state, while $\Lambda_+(t, t')$ is building up to describe the steady state for $t = \infty$. In the following we refer to $\Lambda_-(t, t')$ as the *first* and to $\Lambda_+(t, t')$ as the *second* Weiss field, respectively.

In passing we note that it is usually an ill-conditioned problem to determine the generalized spectral function $C^\top(t, \epsilon)$ for a given $\Lambda(t, t')$. However, when one solves the DMFT equations using the exact time propagation of the SIAM Hamiltonian, one has direct access to the real-frequency representation of all impurity Green functions via the Lehmann expressions given in Appendix D. Because also the Keldysh-Kadanoff-Baym equations for a general DMFT self-consistency can be formulated in terms of the time-dependent spectral functions instead of imaginary-time quantities, as described in detail in Ref. 13, analytical continuation is no problem.

B. The equilibrium case

It is assuring to verify that for a system in equilibrium the second bath contribution indeed vanishes, such that the system is completely described by the first Weiss field $\Lambda_-(t, t')$ or the first bath $V_-(\epsilon, t)$ respectively. In equilibrium, Λ is entirely determined by its spectral function

$$\Lambda(t, t') = i \int_{-\infty}^{\infty} d\epsilon C(\epsilon) (f(\epsilon) - \Theta_C(t, t')) e^{-i\epsilon(t-t')}. \quad (50)$$

On the other hand, we have $C^\top(t, \epsilon) = \exp(-i\epsilon t) C(\epsilon)$ [cf. (D15)] and thus find a time-independent coupling $V_-(\epsilon + \mu, t) = \sqrt{C(\epsilon)}$ from Eq. (48). When this is reinserted in (41), we recover (50).

C. The second bath

The construction of a hybridization for the second Weiss field,

$$\Lambda_+(t, t') \stackrel{!}{=} \sum_p V_{0p}^+(t) g_{p\sigma}(t, t') V_{p0}^+(t'), \quad (51)$$

is quite different to the previous discussion for $\Lambda_-(t, t')$. From its definition (49) it follows that the imaginary-time components Λ_+^M , Λ_+^\top , and Λ_+^σ vanish, and thus we set $V_{0p}^+(t = 0) = 0$ for all bath sites p representing Λ_+ . Furthermore, it is convenient to choose a simple time dependence for the bath energies $\epsilon_p(t)$, which will take a

value $\epsilon_p(0)$ in the initial state, and a different but time-independent value $\epsilon_p(\infty)$ for times $t > 0$. As discussed above (41), the value of $\epsilon_p(t)$ can be chosen freely for $t > 0$, because any time dependence can be absorbed in the time dependence of the hoppings V_{0p}^+ . The initial-state value $\epsilon_p(0)$, on the other hand, enters (51) only via the occupation functions $f(\epsilon_p - \mu)$ (in Λ_+^σ) and $f(-\epsilon_p + \mu)$ (in Λ_+^\top). Hence we make a simple choice and take $f(\epsilon_p - \mu)$ to be either 0 or 1. In summary, we attempt to represent Λ_+ by a bath with two sets of orbitals B_{occ} and B_{empty} , such that

$$-i\Lambda_+^\sigma(t, t') = \sum_{p \in B_{\text{occ}}} V_{0p}^+(t) V_{0p}^+(t')^*, \quad (52a)$$

$$i\Lambda_+^\top(t, t') = \sum_{p \in B_{\text{empty}}} V_{0p}^+(t) V_{0p}^+(t')^*. \quad (52b)$$

In contrast to Eq. (43) for the first bath, these equations have the form of a standard matrix decomposition. When the system is particle-hole symmetric, i.e., $\mu = 0$ for the Hubbard model (1), we have $\Lambda_+^\sigma(t, t') = \Lambda_+^\top(t, t')^*$, which is satisfied when occupied and unoccupied bath orbitals come in pairs with complex conjugate hoppings. It is then sufficient to solve one of the two equations. Note that the form of the decomposition (52) requires $-i\Lambda_+^\sigma$ and $i\Lambda_+^\top$ to be positive definite matrices. In Appendix E we establish this property under the general assumption that the original Λ is representable by a SIAM.

For a numerical implementation of Eq. (52) we discretize the time t . With $t_n \equiv n \times \Delta t \in [0, N \times \Delta t = t_{\text{max}}]$ we have

$$(-i\Lambda_+^\sigma)_{nn'} \equiv -i\Lambda_+^\sigma(t_n, t_{n'}) = \sum_p V_{0p}^+(t_n) V_{0p}^+(t_{n'})^*, \quad (53)$$

where $p \geq 1$ runs over the initially occupied bath sites in B_{occ} (the equation for Λ_+^\top is treated analogously). To solve the equation, one may use an eigenvector decomposition of the matrix $(-i\Lambda_+^\sigma)$,

$$(-i\Lambda_+^\sigma)_{nn'} = \sum_{p=1}^N U_{np} a_p U_{n'p}^* \quad (54)$$

with a unitary matrix U_{np} and, since $-i\Lambda_+^\sigma$ is positive definite, only positive eigenvalues a_p . We can thus identify time-dependent hopping matrix elements

$$V_{0p}^+(t_n) \equiv U_{np} \sqrt{a_p}. \quad (55)$$

We emphasize that, in general, the number of bath sites needed for the representation equals the number of timesteps in the discretization.

Although this approach is rather straightforward, it has a slight conceptual disadvantage: When the hoppings $V_p(t_n)$ are recomputed for a larger maximum time t_{max} , their value will be modified on *all* previous times. Thus the eigenvector decomposition cannot be used within a time-propagation scheme in which the DMFT solution

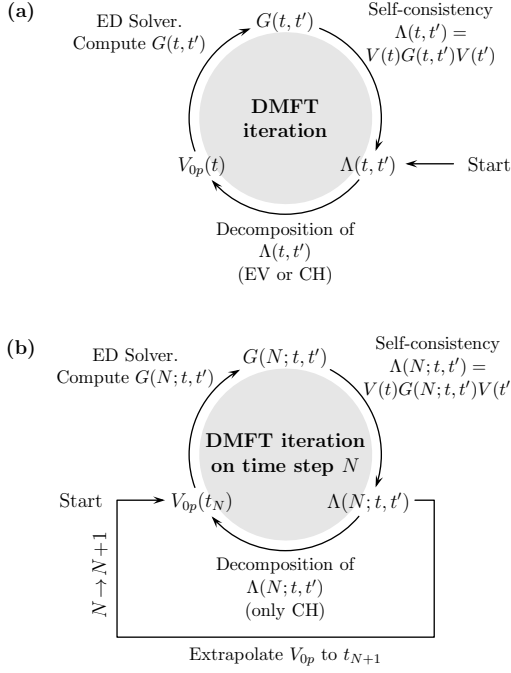


FIG. 2: Possible time-evolution schemes. (a) DMFT iteration involving all times $t, t' \leq t_{\max}$ simultaneously, (b) progressive time-propagation scheme for which the DMFT self-consistency needs to be established only on the current timestep N at a time. In panel (b), the notation $G(N; t, t')$ indicates that t and t' belong to the time slice N , i.e., one time (either t or t') is identical to $N \times \Delta t$ and the other is smaller or equal to $N \times \Delta t$.

is computed by successively extending t_{\max} timestep by timestep. Instead, one would have to perform a DMFT iteration as indicated in Fig. 2a, i.e., starting from a suitable guess for G and in turn for Λ ,

- (i) one computes the parameters $V_{0p}(t_n)$ for all times $t \leq t_{\max}$,
- (ii) one computes the Green function (11) for all times $t, t' \leq t_{\max}$,
- (iii) one solves the DMFT self-consistency to get Λ for all times,

and one iterates steps (i)-(iii) until convergence. Compared to a time-propagation scheme which updates the functions only on one time slice [13] when going from t_{\max} to $t_{\max} + \Delta t$, an iterative scheme thus requires considerably more computing resources.

To resolve this problem we employ a Cholesky decomposition, which has the property that parameters $V(t_n)$ can be determined independently of the parameters $V(t)$ for $t > t_n$. Explicitly, the Cholesky decomposition of the

$N \times N$ positive definite hermitian matrix

$$(-i\Lambda^<) = \begin{pmatrix} V_{00} & V_{10} & \cdots & V_{N0} \\ V_{10}^* & V_{11} & \cdots & V_{N1} \\ \vdots & \vdots & \ddots & \vdots \\ V_{N0} & V_{N1} & \cdots & V_{NN} \end{pmatrix} \begin{pmatrix} V_{00}^* & V_{10}^* & \cdots & V_{N0}^* \\ V_{11}^* & V_{11}^* & \cdots & V_{N1}^* \\ \vdots & \vdots & \ddots & \vdots \\ V_{NN}^* & V_{NN}^* & \cdots & V_{NN}^* \end{pmatrix} \quad (56)$$

in terms of triangular matrices V and V^\dagger is given by

$$V_{nn'} = \frac{1}{V_{n'n'}} \left[(-i\Lambda_+^<)_{nn'} - \sum_{m=1}^{n'-1} V_{nm} V_{n'm}^* \right], \quad (n' < n),$$

$$V_{nn} = \sqrt{(-i\Lambda_+^<)_{nn} - \sum_{m=1}^n |V_{nm}|^2}, \quad (57)$$

and $V_{nn'} = 0$ for $n' > n$. We then choose

$$V_{np} = V_{0p}^+(t_n), \quad (58)$$

i.e., the p -th column of V yields the time-dependent hybridization to bath orbital p . The triangular structure of V in Eq. (56) implies that a new bath orbital is coupled to the system at each timestep, and it allows for the recursive determination of V in (57), which works line-by-line, i.e., by timestep by timestep. The associated time-propagation scheme is sketched in Fig. 2b. Here, the two-time quantities G and Λ are updated not as a whole but on the time slice N only (in the figure the notation $G(N; t, t')$ indicates that either t or t' is equal to the current maximum time $t_{\max} = N \times \Delta t$). Furthermore, the extrapolation of the hopping matrix elements $V_{0p}(t)$ with $t \leq N \times \Delta t$ to the next timestep $N+1$ ensures, together with a small Δt , that the DMFT self-consistency is reached within a few (typically one to three) cycles. It is this fact which makes the time-propagation scheme more efficient than the DMFT iteration scheme [cf. Fig. 2a].

V. APPROXIMATE REPRESENTATIONS

It is clear that a meaningful approximate solution to Eq. (53) is required in practice since a numerical treatment of $H_{\text{SIAM}}(t)$ is limited to a small number of sites. In this section we will develop approximation schemes to the Cholesky and the eigenvector decomposition that yield a decomposition of the form

$$(-i\Lambda_+^<)_{nn'} \approx \sum_{p=1}^L V_{np} V_{n'p}^*, \quad (59)$$

(and similar for $i\Lambda_+^>$), where $L \ll N$ is a fixed finite number which is equal to the rank of V and thus to the rank of the approximate $-i\Lambda_{+, \text{approx}}^< = VV^\dagger$. To represent Λ_+ by a finite number of sites L_{bath} , we need to find low-rank approximations for $-i\Lambda_+^<$ and $i\Lambda_+^>$. We discuss this in detail only for $-i\Lambda_+^<$.

A. Low-rank Cholesky approximation

A finite rank L for the hybridization matrix $V_{np} = V_{0p}^+(t_n)$ can be realized with the ansatz

$$V^{\text{ch}} = \begin{pmatrix} V_{11}^{\text{ch}} & 0 & \dots\dots\dots \\ \vdots & \ddots & 0 & \dots\dots \\ V_{L1}^{\text{ch}} & \dots & V_{LL}^{\text{ch}} & 0 & \dots \\ V_{L+1,1}^{\text{ch}} & \dots & V_{L+1,L}^{\text{ch}} & 0 & \dots \\ \vdots & \vdots & \vdots & \vdots & \vdots \end{pmatrix} \equiv \begin{pmatrix} (Q^s)^\dagger & 0 & \dots \\ (\vec{q}_{s+1})^\dagger & 0 & \dots \\ (\vec{q}_{s+2})^\dagger & 0 & \dots \\ \vdots & \vdots & \vdots \end{pmatrix}, \quad (60)$$

for $s \geq L$, where we introduce abbreviations $Q_{ij}^s = V_{ji}^{\text{ch}*}$ for $j \leq L$, $i \leq s$ and $\vec{q}_{s+n} = (V_{s+n,1}^{\text{ch}}, \dots, V_{s+n,L}^{\text{ch}})^\dagger$. We further define the corresponding approximate Weiss field as

$$(-i\Lambda_+^<)_{nn'}^{\text{ch}} \equiv \sum_{p=1}^L V_{np}^{\text{ch}} (V_{n'p}^{\text{ch}})^* \approx (-i\Lambda_+^<)_{nn'}. \quad (61)$$

During the first L timesteps we have enough free parameters V_{np}^{ch} for an exact matrix decomposition of $-i\Lambda_+^<$ and can thus rely on the Cholesky decomposition to fill up the matrix Q^L . After that we have to perform approximate updates of the hybridization. Let us assume that we already performed $s \geq L$ steps and found the approximation Q^s . We denote the corresponding exact second Weiss field with $(-i\Lambda_+^<)_s$. In the next timestep, the matrix $(-i\Lambda_+^<)_s$ gets updated by one line and column $\vec{a}_{s+1} \equiv ((-i\Lambda_+^<)_{s+1,1}, \dots, (-i\Lambda_+^<)_{s+1,s})^\dagger$. To find an approximation for the second bath, we have to minimize the error of

$$\begin{pmatrix} (Q^s)^\dagger & 0 \\ (\vec{q}_{s+1})^\dagger & 0 \end{pmatrix} \begin{pmatrix} Q^s & \vec{q}_{s+1} \\ 0 & 0 \end{pmatrix} = \begin{pmatrix} (Q^s)^\dagger Q^s & (Q^s)^\dagger \vec{q}_{s+1} \\ (\vec{q}_{s+1})^\dagger Q^s & (\vec{q}_{s+1})^\dagger \vec{q}_{s+1} \end{pmatrix} \\ \approx \begin{pmatrix} (-i\Lambda_+^<)_s & \vec{a}_{s+1} \\ \vec{a}_{s+1}^\dagger & (-i\Lambda_+^<)_{s+1,s+1} \end{pmatrix}. \quad (62)$$

Since we know that $(Q^s)^\dagger Q^s \approx (-i\Lambda_+^<)_s$ is a good approximation, we only update the new components by minimizing

$$\min F(\vec{q}_{s+1}) = 2\|Q\vec{q}_{s+1} - \vec{a}_{s+1}\|^2 + |(\vec{q}_{s+1})^\dagger \vec{q}_{s+1} - (-i\Lambda_+^<)_{s+1,s+1}|^2, \quad (63)$$

with respect to \vec{q}_{s+1} . “ $\|\cdot\|$ ” is the usual Euclidean norm. The optimal \vec{q}_{s+1} can then be used as approximate update for the hybridization matrix and the same procedure can be repeated. We emphasize that an update of the Weiss field $t_{\text{max}} \rightarrow t_{\text{max}} + \Delta t$, i.e., $s \rightarrow s+1$, leaves all previously calculated entries of V^{ch} unaltered. Furthermore, for $n, p \leq L$, the matrix V_{np}^{ch} is equal to the exact Cholesky decomposition.

In Fig. 3 we show typical results for the low-rank Cholesky approximation. The corresponding input Weiss

field is given for 100 timesteps with $\Delta t = 0.04$ and is shown in the top left panel. While an exact Cholesky decomposition would thus require a rank $L = 100$ hybridization, the low-rank approach gives a reasonable approximation with a much smaller rank. For $L = 2$ the approximate Weiss field $(-i\Lambda_+^<)^{\text{ch}}$ shows a good agreement with the input data up to times $t = 1.5$ while the $L = 3$ approximation allows to describe times up to $t = 2.5$. Note however, that the quality of the approximation also depends on the exact form of the input Weiss field.

For larger times we find that the approximate Weiss field becomes less and less accurate. This is readily understood by viewing

$$(-i\Lambda_+^<)^{\text{ch}}(t, t') = \sum_p V_{0p}^{\text{ch}}(t) V_{0p}^{\text{ch}}(t')^* \equiv \vec{v}(t')^\dagger \vec{v}(t) \quad (64)$$

as a scalar product with $(\vec{v}(t))_p = V_{0p}^{\text{ch}}(t)$ in an L -dimensional vector space. Since the off-diagonal elements of $-i\Lambda_+^<$ are small, we need $\vec{v}(t')^\dagger \vec{v}(t) \approx 0$ for $t \gg t'$. However, our approximation relies on a fixed dimension L , and it thus runs out of orthogonal vectors after some time. The only remaining way to approximate small off-diagonal values of $-i\Lambda_+^<$ is to reduce $\|\vec{v}(t)\|^2 = -i\Lambda_+^<(t, t)$. However, this automatically leads to a decay of the diagonal elements, as observed in Fig. 3.

For completeness we also show results for the hybridization $V_{0p}^{\text{ch}}(t)$ in the top panel of Fig. 4. As an important property we note that the Cholesky approach yields a hybridization that is a continuous function of time, which is an important requirement for it to be used as hopping parameter in the SIAM Hamiltonian. Because of $\Lambda_+(0, t) = \Lambda_+(t, 0) = 0$ we obtain $V_{0p}^{\text{ch}}(0) = 0$.

B. Low-rank eigenvector decomposition

A different approach to find an optimal low-rank approximation for a given rank L uses an eigenvector decomposition. We assume that the eigenvalues a_p in the following decomposition are ordered in magnitude, so that the largest eigenvalue is given by a_1 and the smallest one by a_N . Then

$$(-i\Lambda_+^<)_{nn'} = \sum_{p=1}^N U_{np} a_p U_{n'p}^* \approx \sum_{p=1}^L (U_{np} \sqrt{a_p}) (\sqrt{a_p} U_{n'p}^*) \\ = \sum_{p=1}^L V_{np}^{\text{ev}} (V_{n'p}^{\text{ev}})^* \equiv (-i\Lambda_+^<)_{nn'}^{\text{ev}}, \quad (65)$$

where $V_{np}^{\text{ev}} \equiv U_{np} \sqrt{a_p}$. This approximation minimizes the error with respect to the spectral norm, i.e.,

$$\|\Lambda_+^< - (\Lambda_+^<)^{\text{ev}}\|_{\text{mat}} \equiv \max_{\|\vec{x}\|=1} \|[\Lambda_+^< - (\Lambda_+^<)^{\text{ev}}] \vec{x}\|, \quad (66)$$

where \vec{x} is a vector in the corresponding vector space and $\|\cdot\|$ the Euclidean norm. For our approximation the norm yields a_{L+1} .

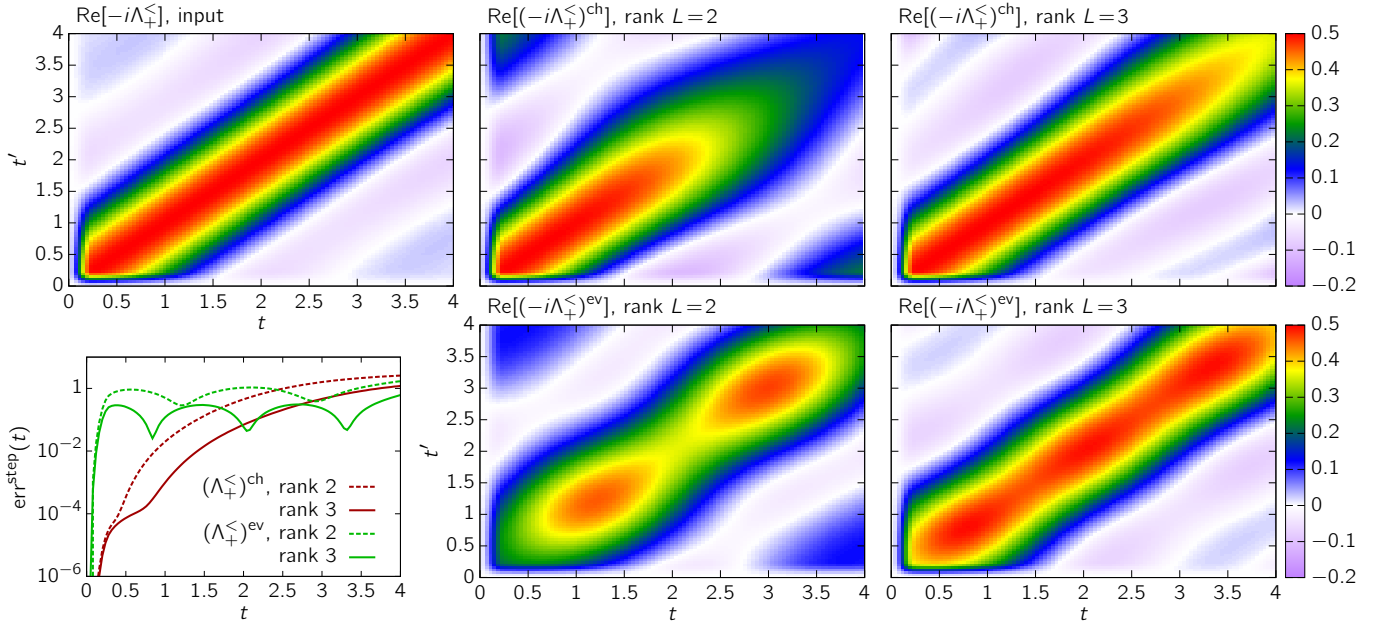


FIG. 3: Comparison of low-rank Cholesky $((-i\Lambda_+^<)^{\text{ch}})$ and eigenvector $((-i\Lambda_+^<)^{\text{ev}})$ approximation. The top panel on the left shows the real part of an typical input Weiss field $-i\Lambda_+^<$ (obtained from a calculation with six bath sites, i.e., $L_{\text{bath}} = 2L = 6$ according to the setup described in Sec. VI with $U = 2$). The Weiss field in the top panel of the second (third) column displays the an approximate hybridization V_{np}^{ch} with rank $L = 2$ ($L = 3$) that was calculated with the low-rank Cholesky approach. In the lower panel of the second (third) column an approximate Weiss field obtained from a rank $L = 2$ ($L = 3$) eigenvector decomposition is shown. The bottom left panel compares the stepwise error of both approximations as defined in (67).

The approximation is best suited for matrices with an eigenvalue spectrum that drops off rapidly. As an example we consider again the input data shown in Fig. 3. Indeed we find that the eigenvalues a_p of $-i\Lambda_+^<$ decrease fast, cf. the inset in the lower panel of Fig. 4. In the lower panel of the second (third) column of Fig. 3 the corresponding rank $L = 2$ (rank $L = 3$) approximation of $-i\Lambda_+^<$ is shown. In contrast to the Cholesky approach we find that no special attention is paid to small times. This is due to the fact that many eigenvectors are discarded which affects the whole matrix. As an important consequence, the error is spread over the resulting approximate matrix, as discussed in the next subsection.

Similarly to the Cholesky approach, the eigenvector approximation yields a continuous hybridization, cf. the lower panel in Fig. 4. We again find $V_{0p}^{\text{ev}}(0) = 0$ as required by $\Lambda_+(0, t) = \Lambda_+(t, 0) = 0$.

C. Comparison of Cholesky and eigenvector approximation

We investigate how the error of both approximations is spread over the resulting Weiss field. This is most easily understood by looking at the stepwise error at time τ which we define as

$$\text{err}^{\text{step}}(A, \tau) = \sqrt{\sum_{n=1}^N (2 - \delta_{nN}) |(\Lambda_+^<)_{nN} - A_{nN}|^2}, \quad (67)$$

with $N = \tau/\Delta t$. Numerical results for the input Weiss field $-i\Lambda_+^<$ shown in Fig. 3 are plotted in the bottom left panel of the same figure. As expected we find a monotonic increase of the error, which is very small for short times, for the Cholesky approach. For the eigenvector approximation, on the other hand, the error is spread almost equally over the whole matrix. This allows for a better approximation of $-i\Lambda_+^<$ as a whole, e.g., $\text{err}[(\Lambda_+^<)^{\text{ev}}] = 0.09$ compared to $\text{err}[(\Lambda_+^<)^{\text{ch}}] = 0.17$ for the rank $L = 3$ approximation of the input data in Fig. 3, with

$$\text{err}[A] \equiv \frac{\|\Lambda_+^< - A\|}{\|\Lambda_+^<\|}, \quad \|A\| \equiv \sqrt{\sum_{nn'} |A_{nn'}|^2}. \quad (68)$$

However, the maximum time that can be represented accurately using the eigenvector decomposition is not known beforehand, which can pose a problem if we use it within the DMFT self-consistency cycle (cf. following Section)

VI. NUMERICAL RESULTS

A. Setup

In this part, we apply the method developed in Sec. III-V to a simple test system. We study the time evolution for a Hubbard model on the Bethe lattice in the limit

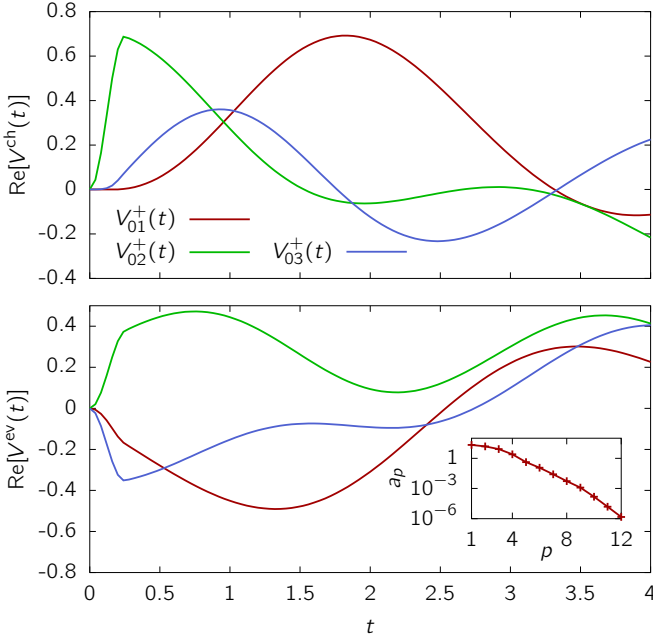


FIG. 4: Time evolution of the hybridization $V_{0p}^+(t)$. Both panels show a rank $L = 3$ approximation that corresponds to the input Weiss field $-i\Lambda_+^<$ displayed in Fig. 3. To obtain $V_{0p}^{\text{ch}}(t)$ in the top panel we used the low-rank Cholesky approach. In the lower panel we plot the hybridization $V_{0p}^{\text{ev}}(t)$, which was calculated using the low-rank eigenvector approximation. The inset shows the decay of the eigenvalues a_p of $-i\Lambda_+^<$.

of infinite coordination number \mathcal{Z} with time dependent nearest-neighbor $t_{ij} = v(t)/\sqrt{\mathcal{Z}}$ and constant on-site interaction U [cf. Eq. (1)]. We start from the atomic limit ($v = 0$) and smoothly but rapidly turn on the hopping up to a final value of $v = v_0 \equiv 1$ at time $t_1 > 0$. All quantities below are thus measured in units of v_0 . For the ramp of the hopping we choose a cosine-shaped time dependence,

$$v(t) = \begin{cases} \frac{1}{2}(1 - \cos(\omega_0 t)) & \text{for } t < t_1, \omega_0 = \frac{\pi}{t_1} \\ 1 & \text{for } t \geq t_1, \end{cases} \quad (69)$$

The initial state is assumed to be at zero temperature in the paramagnetic phase at half filling. The paramagnetic DMFT solution for $U > 0$, $v = 0$, and $T = 0$ corresponds to a spin-disordered state with entropy $\ln(2)$ per lattice site ($|\uparrow\rangle_i$ and $|\downarrow\rangle_i$ are degenerate on each lattice site i), which is equivalent of taking the limit $v \rightarrow 0$ and $T \rightarrow 0$ such that the temperature is always larger than the Neel temperature $T_{\text{Neel}} \propto v^2/U$. The particle density is $\langle n \rangle = 1$ since we have $\langle n_{i\sigma} \rangle = \frac{1}{2}$ for all lattice sites. We further have zero double occupation independent of the (positive) value of U .

For our numerical calculation we approximately map the DMFT action onto a SIAM with a finite number L_{bath} of bath sites. Since we start from the atomic limit, there are no impurity-bath correlations in the initial

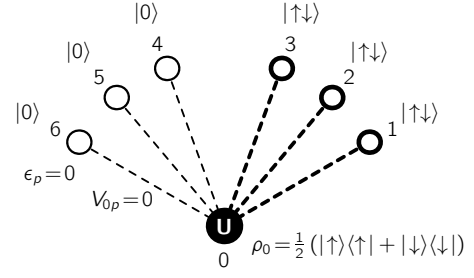


FIG. 5: Atomic limit: SIAM representation of the DMFT initial state for the paramagnetic phase of the Bethe lattice and $L_{\text{bath}} = 6$. While the full dot denotes the impurity site with on-site Coulomb repulsion U , the open dots mark the bath with $V_{0p}(0) = 0$ in the initial state ($1 \leq p \leq L_{\text{bath}}$).

state. Consequently the first bath vanishes, i.e., $\Lambda_- = 0$, and we have $\Lambda = \Lambda_+$. Additionally, Λ is spin symmetric ($\Lambda_\uparrow = \Lambda_\downarrow = \Lambda$) in the paramagnetic phase, and particle-hole symmetric, such that we set up the SIAM symmetric as explained below Eq. (52), with pairs of initially occupied and unoccupied bath orbitals: The number of bath sites is $L_{\text{bath}} = 2L$, where L is the rank of the approximate representations of $i\Lambda^>$ and $-i\Lambda^<$, as introduced in Sec. V. The initial ground state of the SIAM is sketched in Fig. 5 and contains an equal number of empty and doubly-occupied bath sites with energies $\epsilon_p = 0$ and a singly-occupied impurity. In practice we average over two Green functions G^α and G^β , where the impurity of system α (β) is populated initially by a single up-spin (down-spin) electron, i.e., the lattice Green function is given by

$$G_\sigma(t, t') = \frac{1}{2}(G_{0\sigma}^\alpha(t, t') + G_{0\sigma}^\beta(t, t')). \quad (70)$$

Taking the average restores particle-hole symmetry, which is not given for G^α or G^β alone.

The self-consistency condition for the Weiss field Λ_σ is given by Eq. (14). Because we will compare results from both eigenvector and Cholesky decomposition of Λ , we use a DMFT iteration scheme with fixed maximum time t_{max} [cf. Fig. 2a] (see also Fig. 6). To this end, we initialize Λ_n in iteration $n = 1$ as

$$\Lambda_1(t, t') = v(t)g_0(t, t')v(t'), \quad t, t' \leq t_{\text{max}}, \quad (71)$$

where g_0 is a suitable initial Green function, e.g., the equilibrium Green function of the noninteracting Bethe lattice which is known analytically. After each decomposition of the Weiss field into hopping parameters $V_{0p}(t)$ we compute the real-time impurity Green functions $G_{0\sigma}^s(t, t') = \Theta_C(t, t')G_{0\sigma}^{s,>}(t, t') + \Theta_C(t', t)G_{0\sigma}^{s,<}(t, t')$ with respect to the SIAMs $s = \alpha$ and $s = \beta$ by exact diagonalization (ED) techniques,

$$\begin{aligned} G_{0\sigma}^{s,>}(t, t') &= -i\langle \psi_0^s | U(0, t) c_{0\sigma} U(t, t') c_{0\sigma}^\dagger U(t', 0) | \psi_0^s \rangle, \\ G_{0\sigma}^{s,<}(t, t') &= i\langle \psi_0^s | U(0, t') c_{0\sigma}^\dagger U(t', t) c_{0\sigma} U(t, 0) | \psi_0^s \rangle, \\ U(t, t') &= \text{T}_t \left\{ \exp \left(-i \int_{t'}^t ds H(s) \right) \right\}, \end{aligned} \quad (72)$$

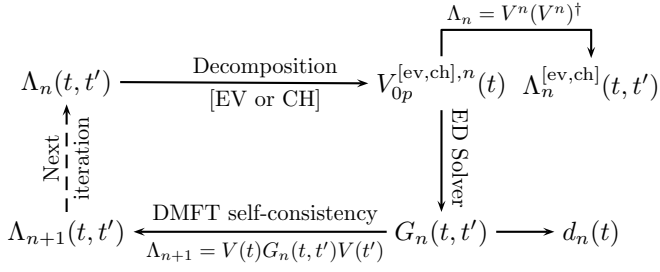


FIG. 6: DMFT iteration scheme for a fixed maximal time, i.e. $t, t' \leq t_{\max}$. The initial input Weiss field $\Lambda_1(t, t')$ is given by (71). $d_n(t)$ denotes the double occupation after the n -th iteration.

where T_t denotes the usual time-ordering operator. Due to the exponential growth of the Hilbert space (its dimension scales as $\binom{2L+1}{L} \binom{2L+1}{L+1}$) we use the Krylov method [46] and a commutator-free exponential time-propagation scheme [47] to evolve the initial states $|\psi_0^s\rangle$ along the contour C . Also, we implemented fast updates for the time-dependent, sparse Hamiltonian matrices and parallelize matrix-vector multiplications.

From the lattice Green function we can finally obtain the system's kinetic energy $\langle E_{\text{kin}}(t) \rangle = -i \sum_{\sigma} \int_C ds \Lambda(t, s) G_{\sigma}(s, t')|_{t=t'}$ as well as the density $\langle n(t) \rangle = -i \sum_{\sigma} G_{\sigma}^<(t, t)$ which is a conserved quantity. Furthermore, the double occupation in the lattice is computed similarly to the Green function as the time-local impurity correlation function $\langle d(t) \rangle = \langle n_{0\uparrow}(t) n_{0\downarrow}(t) \rangle$ averaged over SIAMs α and β . The double occupation also gives access to the interaction energy, $\langle E_{\text{int}}(t) \rangle = U(\langle d(t) \rangle - \frac{1}{4})$.

B. Comparison of eigenvector and Cholesky approximation

In Sec. VC we emphasized that eigenvector and Cholesky approximation spread the error quite differently over the resulting approximate Weiss field. This has important consequences when we use them within the DMFT self-consistency cycle explained in Fig. 2a, and in detail in Fig. 6. First differences between both approaches can be found by looking at intermediate results of the numerical calculation. In Fig. 7 we show results for the double occupation $d_n(t)$ after the n -th DMFT iteration. For the calculation we fixed $t_{\max} = 4$ and used $L_{\text{bath}} = 4$ bath sites for the SIAM. The curves in the top panel were calculated using the eigenvector approach. In each step one finds $\Delta_n^{\text{ev}}(t) \equiv d_{n+1}^{\text{ev}}(t) - d_n^{\text{ev}}(t) \neq 0$, except for very small times. This can be understood by recalling that the approximation Λ^{ev} of the input Weiss field Λ_n at DMFT iteration n is calculated by discarding most of Λ_n 's eigenvectors. There are thus differences between $\Lambda_n(t, t')$ and its low rank approximation for all times t, t' and consequently $d_n(t)$ is affected as a whole.

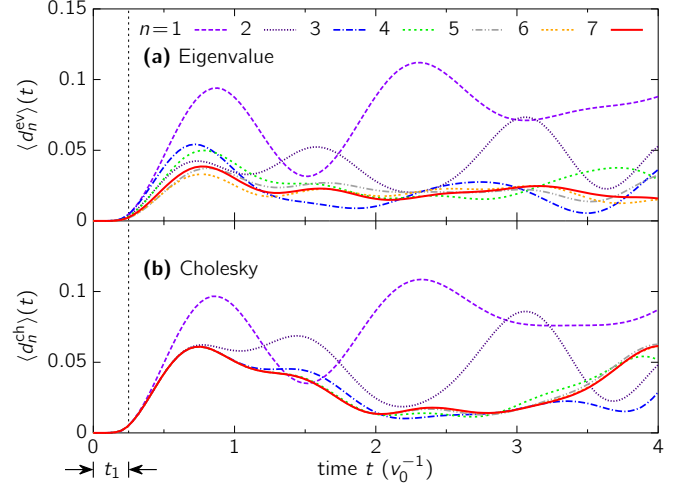


FIG. 7: From every iteration we obtain a time evolution for the double occupation $d_n(t)$, represented by a single line in this plot. We used $t_{\max} = 4$, $L_{\text{bath}} = 4$, $U = 5$ and $v(t)$ as defined in Eq. (69) with $t_1 = 0.25$ (vertical dotted line), cf. Fig. 10 for its profile. 7 iterations were performed. Top panel: Results obtained using the eigenvector approximation. Lower panel: Results obtained using the Cholesky approximation.

Corresponding results for the Cholesky approach are plotted in the lower panel and reveal a causal nature. For each iteration one can find a time t_n so that $\Delta_n^{\text{ch}}(t) \approx 0$ for $t < t_n$ (a converged calculation thus requires $t_n = t_{\max}$). This can be understood as follows. Assume that the input Weiss field fulfills $\Lambda_n(t, t') = \Lambda_{n+1}(t, t')$ for $t, t' < t_n$. Due to the stepwise construction this leads to $\Lambda_n^{\text{ch}}(t, t') = \Lambda_{n+1}^{\text{ch}}(t, t')$ for $t, t' < t_n$ for the Cholesky approximation. The time evolution in a physical system is causal and therefore ensures $\Lambda_{n+1}(t, t') = \Lambda_{n+2}(t, t')$ for $t, t' < t_n$. This restricts all changes to $t, t' > t_n$.

From these observations we conclude that the maximum time has to be chosen carefully if we work with the eigenvector approach. If L_{bath} is chosen too small compared to the maximum time t_{\max} , then we have to expect convergence against wrong results. Indeed we find such behavior as plotted in the upper panel of Fig. 8. The number of bath sites $L_{\text{bath}} = 4$ turns out to be small if we consider $t_{\max} = 4$ and the resulting double occupation $d(t)$ (green dashed line) differs largely from the correct result (red solid line).

The stepwise construction of the Cholesky decomposition, on the other hand, ensures that one obtains correct results from the self-consistency cycle up to some maximum time, which increases with the number of available bath sites L_{bath} (Fig. 8, lower panel). In practice, the Cholesky approach appears to be preferable and was used for the calculation of all further results.

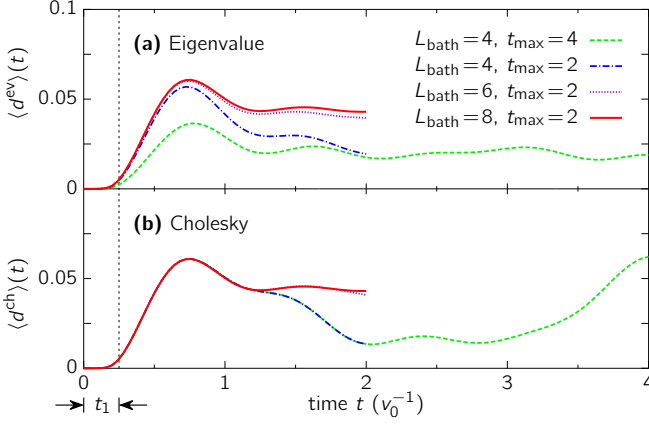


FIG. 8: Converged DMFT results obtained using eigenvector and Cholesky approximation. Calculations were performed for $U = 5$ and $v(t)$ as defined in Eq. (69), with $t_1 = 0.25$ (vertical dotted line). Each line displays the final result for the double occupation $d(t)$, which depends on the maximal time t_{\max} and on the number of bath sites L_{bath} . Top panel: Eigenvector approximation. Lower panel: Cholesky approximation.

C. Time evolution of energies and double occupation

Initially, in the atomic limit for times $t \leq 0$, the electrons cannot hop between the lattice sites, there is no double occupation, and the system has total energy $-U/4$. Figure 9 shows the change of the kinetic, interaction and total energies during and after the switch-on of the hopping for two selected values of the on-site interaction, $U = 2$ and $U = 4$. Also, we compare results for different L_{bath} in the SIAM representation.

The onset of the dynamics is characterized by a steady increase (decrease) of the absolute value of $\langle E_{\text{kin}} \rangle$ ($\langle E_{\text{int}} \rangle$). Note that the tiny energy transfer during the ramp does not imply that the system is in its ground state after the ramp. The excitation energy in the system after the ramp (which would enter an estimate of its effective temperature) is measured with respect to the new ground state energy. For example, for a noninteracting system ($U = 0^+$) we have $\langle n_{k\sigma}(t) \rangle = \langle n_{k\sigma}(0) \rangle = \frac{1}{2}$ and thus $E_{\text{tot}}(t) = 0$, but the ground state of the final Hamiltonian is the Fermi sea with energy $\langle H(t_1) \rangle_{\text{FS}} = -\frac{8}{3\pi} < 0$, so that the excitation energy is given by $\Delta E = \langle H(t_1) \rangle - \langle H(t_1) \rangle_{\text{FS}} = \frac{8}{3\pi}$ (for finite U the value $-\frac{8}{3\pi}$ can serve as an upper bound for the ground-state energy of the final Hamiltonian $H(t_1)$ because $\langle (n_{\uparrow} - \frac{1}{2})(n_{\downarrow} - \frac{1}{2}) \rangle_{\text{FS}} = 0$).

As an important check of the numerical results we note that the total energy is conserved after the switch-on is completed, including (for sufficiently large $L_{\text{bath}} > 6$) the whole timescale on which the energies saturate and approach a final value. On the other hand, we observe that the long-time dynamics for $t \gtrsim 3.5$ are not accurately described (in particular for larger U) because, instead of diverging results, we expect all energies to become con-

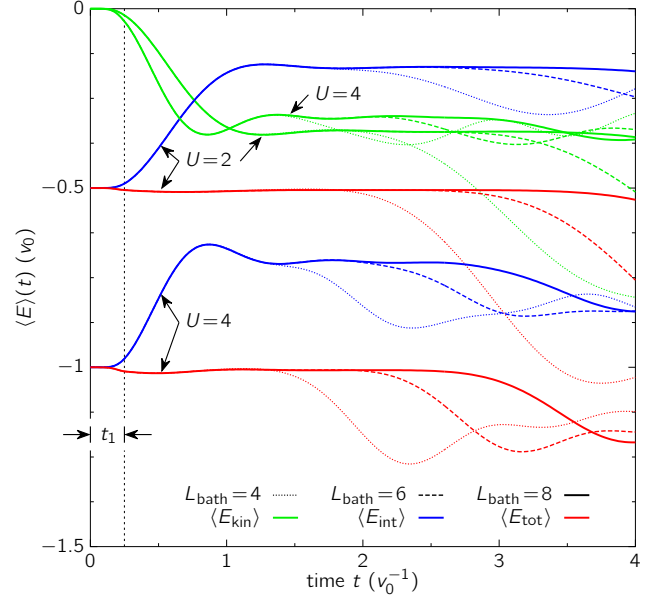


FIG. 9: Test of energy conservation. Numerical results for the time-dependent energies $\langle E_{\text{kin}} \rangle$ (green), $\langle E_{\text{int}} \rangle$ (blue) and $\langle E_{\text{tot}} \rangle$ (red) for $U = 2$ (solid lines) and $U = 4$ (dashed lines). The thick curves correspond to the SIAM representation with $L_{\text{bath}} = 8$, the thinner curves to $L_{\text{bath}} = 6$ and 4 respectively. All data was obtained with the Cholesky decomposition. The vertical dotted line indicates the time t_1 at the end of the ramp, after which the Hamiltonian is time-independent.

stant. Clearly, in this regime the SIAM representation with few bath sites is inadequate and must be adjusted by increasing L_{bath} .

In Fig. 9 the saturation of the time-dependent energies $\langle E_{\text{kin}} \rangle$ and $\langle E_{\text{int}} \rangle$ indicates the relaxation to a final steady state. An important quantity of this state is its double occupation. Figure 10 shows how $d(t)$ builds up as function of time for different values of U . In the case of no interactions, $U = 0$, we observe that the double occupation monotonically approaches a value of $d_{\text{final}} = 1/4$ which is related to the ground state of the paramagnetic phase in the presence of finite hopping v_0 . Note that there is no energy input and $\langle E_{\text{tot}} \rangle(t) = \langle E_{\text{kin}} \rangle(t) = 0$ for all times. For increasing U the final double occupation gets more and more suppressed. However, on the intermediate timescale, a pronounced switch-on behavior is formed resembling damped collapse and revival oscillations with approximate period $1/U$.

Regarding the calculations with different numbers of bath sites, we conclude from Fig. 10 that for $U \lesssim 2$ a SIAM representation with $L_{\text{bath}} = 8$ is sufficient to correctly resolve the dynamics up to $t \lesssim 3$. On the other hand, the maximum accessible time decreases with U , cf. the curves for $U = 4, 6$, and 8 . We attribute this to the initial atomic limit state, for which the off-diagonal elements of the Green functions $G^{<,>}(t, t')$ (and hence eventually the hybridizations $\Lambda^{<,>}(t, t')$) vary on a timescale proportional to $1/U$, i.e., more rapidly for large U , thus

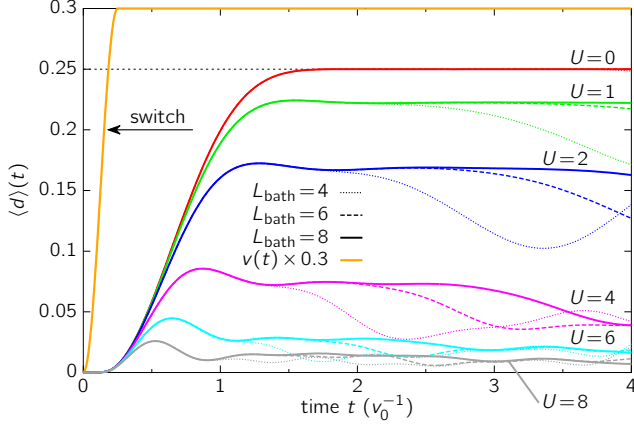


FIG. 10: Time dependence of the double occupation $d(t)$ in the Bethe lattice for the approximate SIAM representation with $L_{\text{bath}} = 4, 6$ and 8 (using the Cholesky decomposition) and for different U ranging from zero and small to large Coulomb interaction. The ramp of the hopping parameter (orange curve) is as in Fig. 9.

requiring more bath sites to capture hybridizations with higher rank (cf. Sec. V). From a different perspective, the switches at larger U yield a smaller amount of excitation energy, so that the time evolution involves smaller energy differences and longer timescales, the description of which should be expected to require more bath sites.

D. Comparison to perturbation theory

An essential advantage of using a Hamiltonian-based impurity solver in nonequilibrium DMFT is that results can be obtained independently of the strength of the Coulomb interaction. In the present case, where the initial state is simple, the ED results can be considered as exact in the sense that they are converged with the number of bath orbitals for small enough times. In Fig. 11, we compare the ED calculations of section VIC to perturbative results based on a hybridization expansion, which is most accurate when U is much larger than the bandwidth. The perturbative hybridization expansion uses a diagrammatic (“strong-coupling”) skeleton expansion of the impurity-bath hybridization around the atomic limit. The so-called non-crossing approximation (NCA) denotes the lowest-order variant of this conserving expansion, and corrections to the NCA are obtained on the level of the one-crossing approximation (OCA). In Fig. 11, in addition to the NCA and OCA we include calculations which sum the skeleton series up to third-order; for details see Ref. [27].

The general observation in our case is that the NCA fails (as expected) for small U but has also difficulties in describing the dynamics of $d(t)$ for interaction strengths as large as $U = 10$. On the other hand, we find from Fig. 11b, that low-order corrections to the NCA produce adequate results for $U > 6$. The double occupation ob-

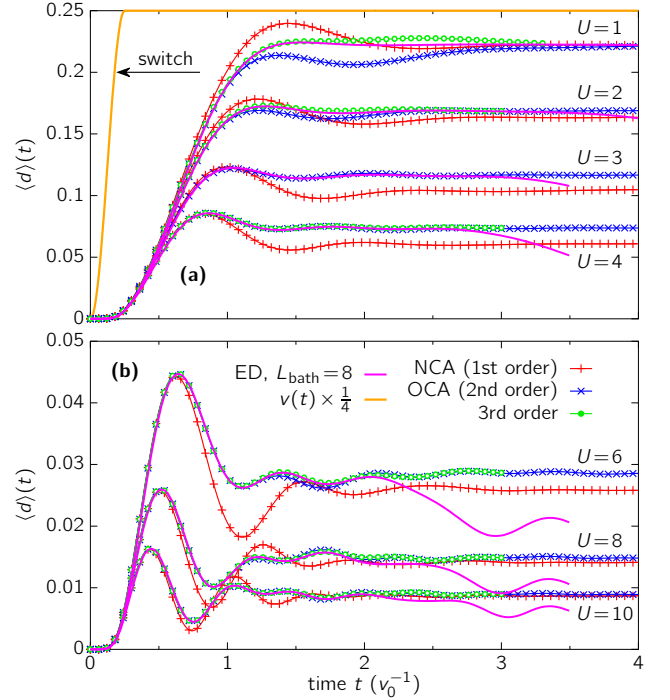


FIG. 11: Comparison of the SIAM-based results for $L_{\text{bath}} = 8$ (violet curves) to the non-crossing approximation (NCA), the one-crossing approximation (OCA) and the corresponding third-order approximation of the hybridization expansion. While panel (a) covers small to moderate interactions, panel (b) addresses moderate to strong couplings. The ramp $v(t)$ (orange curve) is as in Figs. 9 and 10.

tained from the OCA (and the expansion of third order which practically produces the same results) is in excellent agreement with the SIAM-based ED results for $L_{\text{bath}} = 8$ up to times for which the latter are reliable.

In the regime of moderate coupling (see the curves for $U = 4$ and 6 in Fig. 11b), the OCA data start to deviate from the exact results such that the third-order approximation becomes indispensable to get convergent results. This trend intensifies if U is further decreased. For small U we find that even the third-order approximation cannot reproduce the ED curves. Note that the numerical effort for evaluating the third order diagrams is already quite substantial, as it involves multiple integrations over the contour C and thus scales like $\mathcal{O}(N^5)$ with the number of time-discretization steps [27]. Weak-coupling methods such as CTQMC, on the other hand, cannot be used easily because they cannot describe the atomic limit initial state.

VII. SUMMARY AND OUTLOOK

In this paper we have addressed the problem of representing the nonequilibrium DMFT action by a time-dependent Hamiltonian, i.e., a single-impurity Anderson model (SIAM). The solution of this “mapping prob-

lem” makes it possible to adopt powerful wave-function based numerical time-propagation algorithms, such as Krylov-space methods or DMRG, as impurity solvers for nonequilibrium DMFT.

To solve the mapping problem, we determined a SIAM with time-dependent impurity-bath hopping parameters $V_{0p}(t)$, which has the same hybridization function $\Lambda(t, t')$ as the DMFT action. In equilibrium, Λ is uniquely determined by a positive-definite spectral function to which the parameters of the Hamiltonian can be fitted. By contrast, for a nonequilibrium Green function with two time arguments t and t' on the Keldysh contour and no time-translational invariance, even the representability by a SIAM is not obvious. In this paper we have used a Lehmann representation to prove that the representability is a rather general property of nonequilibrium Green functions, and we have presented an explicit procedure to construct the parameters of the SIAM.

Using this scheme, we found that the number of bath degrees of freedom that are needed for an accurate representation of a given Λ typically increases with the maximum evolution time, beginning with the representation of the initial equilibrium state. The bath orbitals belong to two different classes (denoted as first and second bath in this paper), which differ both in their physical meaning and in the way in which the respective SIAM parameters are determined. The first bath is coupled to the impurity already in the initial state at time $t = 0$ and it is determined by fitting a generalized time- and frequency-dependent spectral function related to the mixed imaginary-time/real-time sector of the hybridization function, i.e., these parameters account for correlations between the initial state at $t \leq 0$, and times $t > 0$. In a general nonequilibrium situation, we find that the first bath must gradually decouple from the impurity in order to correctly represent the fading memory of the initial state in the DMFT action. The second bath, on the other hand, is gradually coupled to the impurity at times $t > 0$ and describes correlations which are build up at later times. Numerically, we determine it using a matrix decomposition (eigenvector or Cholesky decomposition) in real time.

Both the Cholesky and the eigenvector decomposition allow us to find an approximate bath representations by minimizing the difference between the exact Λ and the representation based on a finite number of bath orbitals only. The Cholesky decomposition has the advantage that the optimal SIAM at a given time can be determined uniquely from the solution at previous times (and for the initial equilibrium state), such that the resulting impurity solver can be embedded into a step-wise time propagation scheme. Furthermore, this fact ensures that even with a small number of bath sites we can obtain converged results for not too large times. In a first numerical test of the approach, we have studied the time evolution after a ramp of the hopping in the Hubbard model, starting from the atomic limit. This setup, which is in principle easy to realize with cold atoms, is hard

to solve both with weak-coupling perturbation theory or weak-coupling CTQMC (which cannot describe the initial state), and with strong-coupling perturbation theory (which is no longer accurate when U becomes smaller than the hopping).

There are several open questions and future research directions. First of all, it would be interesting to analyze how the number of bath orbitals that are needed for a given accuracy scales with the maximum evolution time. We have not investigated this question systematically, because the maximum number of bath sites that can be dealt within exact diagonalization techniques is rather limited anyway. For conceptual reasons, however, and for the use of different solvers, this question is certainly relevant.

Moreover, based on our proof of the representability of the DMFT action by a SIAM, various other procedures of finding the actual SIAM appear worthwhile to study. For example, instead of minimizing the difference between the impurity hybridization function and a hybridization function in the DMFT action, one may minimize the difference between the DMFT Green function G_{lat} (computed from the lattice Dyson equation with the impurity self-energy) and the impurity Green function G_{SIAM} . The difference between G_{lat} and G_{SIAM} might actually be a better error measure than the corresponding difference between the hybridization functions Λ and Λ_{SIAM} : $G_{\text{SIAM}}(t, t')$ is a superposition of exponentially many oscillating components whose dephasing leads to a rapid decay of the function at large time differences $t - t'$. It is thus typically already closer to the Green function of an infinite system (G_{lat}) than Λ_{SIAM} is to Λ . However, the numerical implementation will be more complicated because the approximation error is computed between two quantities that are both determined numerically.

Finally, any method that relies on an ad-hoc truncation of the bath can potentially violate conservation laws of energy or particle number. There are two possible ways to cure this problem (apart from increasing the number of bath sites): First of all, a systematic perturbation theory around the truncated impurity model can be formulated in the language of dual-fermions [35]. The approach can be made conserving and it can also potentially alleviate other finite-bath size effects, but the evaluation of the corresponding diagrams requires considerable numerical effort. Another very interesting direction is the nonequilibrium generalization of self-energy functional theory [48, 49], where the parameters of the impurity model are not determined ad hoc, but from the stationary point of the dynamical Luttinger-Ward variational principle. Although the numerical implementation of the approach is slightly more challenging, it is a worthwhile endeavor because spin and particle number conservation would be satisfied in such an approach with a suitable choice of the variational space [50].

As a next step, it would certainly be worthwhile to combine the mapping procedure with efficient numerical schemes such as DMRG, which might be able to reach

timescales that are not accessible with any of the currently available solvers. The use of Hamiltonian-based solvers for nonequilibrium DMFT has only just begun, and based on the theoretical foundations presented here, several interesting topics can be expected to be explored soon.

Acknowledgments

C.G. and M.K. were supported in part by Transregio 80 of the Deutsche Forschungsgemeinschaft.

Appendix A: Role of the bath geometry

In the following discussion we consider a bath with arbitrary geometry and show that one can always find a SIAM with the same number of sites and a simple star geometry which has the same effective action. For simplicity we suppress the spin index. The associated bath Hamiltonian is given by

$$H_{\text{bath}} = \sum_{p,p'>0} (V_{pp'}(t) - \mu \delta_{pp'}) a_p^\dagger a_{p'}. \quad (\text{A1})$$

$V_{pp'}(t)$ is a hermitian matrix and can be diagonalized at every time t . For $t = 0$ we call the necessary unitary transform \mathbf{O} , so that

$$\mathbf{V}(0) = \mathbf{O} \mathbf{D} \mathbf{O}^\dagger \quad \text{with} \quad D_{pp'} = \delta_{pp'} d_p. \quad (\text{A2})$$

Corresponding to the bath Hamiltonian is the non-interacting one-particle Green function ($S_{\text{bath}} \equiv -i \int_C dt H_{\text{bath}}(t)$; cf. (3) for the definition of the expectation value)

$$\begin{aligned} g_{pp'}(t, t') &\equiv -i \langle a_p(t) a_{p'}^\dagger(t') \rangle_{S_{\text{bath}}} \\ &= i \left[\mathbf{U}(t, 0) (f[\mathbf{V}(0) - \mu] - \Theta_C(t, t')) \mathbf{U}^\dagger(t', 0) \right]_{pp'}, \end{aligned} \quad (\text{A3})$$

where (for $t > t'$)

$$\mathbf{U}(t, t') = \mathbf{T} \left\{ \exp \left[-i \int_{t'}^t (\mathbf{V}(t_1) - \mu) dt_1 \right] \right\}. \quad (\text{A4})$$

The expression $f[\mathbf{V}(0) - \mu]$ refers to the matrix Fermi distribution, i.e.,

$$\begin{aligned} f[\mathbf{V}(0) - \mu] &= f[\mathbf{O}(\mathbf{D}(0) - \mu)\mathbf{O}^\dagger] = \mathbf{O} f[\mathbf{D}(0) - \mu] \mathbf{O}^\dagger, \\ f[\mathbf{D}(0) - \mu]_{pp'} &= \delta_{pp'} f(d_p - \mu). \end{aligned} \quad (\text{A5})$$

$f(\epsilon)$ is the Fermi function. For the following consideration we assume that $V_{pp'}(t)$ are chosen to fulfill

$$\Lambda(t, t') = \sum_{p,p'>0} V_{0p}(t) g_{pp'}(t, t') V_{0p'}^*(t'), \quad (\text{A6})$$

i.e., the bath Hamiltonian describes a valid mapping. To show the equivalence of the arbitrary geometry with a star structure we search for a diagonal bath Hamiltonian with constant eigenenergies that also reproduces the Weiss field $\Lambda(t, t')$.

We define the quantity

$$v_p(t) \equiv e^{i(d_p - \mu)t} \sum_{\tilde{p}, p' > 0} V_{0\tilde{p}}(t) U_{\tilde{p}p'}(t, 0) O_{p'p}, \quad (\text{A7})$$

which ensures $v_p(-i\tau) = v_p(0)$ for every τ . This can be seen by taking a look at the propagator $\mathbf{U}(-i\tau, 0)$, which can be written as

$$\begin{aligned} \mathbf{U}(-i\tau, 0) &= \exp \left[-i \int_0^{-i\tau} (\mathbf{V}(t_1) - \mu) dt_1 \right] \\ &= \mathbf{O} \exp [-(\mathbf{D} - \mu)\tau] \mathbf{O}^\dagger. \end{aligned} \quad (\text{A8})$$

Note that $\mathbf{V}(-i\tau) = \mathbf{V}(0)$ follows from \mathbf{V} 's definition as hopping matrix of the bath Hamiltonian. Inserting this into (A7) cancels the unitary transformation \mathbf{O} on the right and one finds

$$\begin{aligned} v_p(-i\tau) &= e^{(d_p - \mu)\tau} \sum_{\tilde{p}, p' > 0} V_{0\tilde{p}}(0) O_{\tilde{p}p'} \exp [-(\mathbf{D} - \mu)\tau]_{p'p} \\ &= \sum_{\tilde{p} > 0} V_{0\tilde{p}}(0) O_{\tilde{p}p} = v_p(0). \end{aligned} \quad (\text{A9})$$

It is therefore possible to use $v_p(t)$ as the hopping parameter for a new geometry. But first we notice that our definition leads to the following diagonal form for $\Lambda(t, t')$, i.e.,

$$\Lambda(t, t') = \sum_{p>0} v_p(t) h_p(t, t') v_p(t')^*. \quad (\text{A10})$$

$h_p(t, t')$ is the Green function of the time-independent diagonal bath ($\mathbf{V}(t) \rightarrow \mathbf{D}(0)$) describing a noninteracting equilibrium situation

$$h_p(t, t') = i(f(d_p - \mu) - \Theta_C(t, t')) e^{-i(d_p - \mu)(t - t')}. \quad (\text{A11})$$

We would have found the exact same expression for $\Lambda(t, t')$ if we had started from the following bath and hybridization matrices

$$\begin{aligned} H_{\text{bath}}^{\text{star}} &= \sum_{p>0} (d_p - \mu) a_p^\dagger a_p, \\ H_{\text{hyb}}^{\text{star}} &= \sum_{p>0} (v_p(t) a_0^\dagger a_p + \text{h.c.}). \end{aligned} \quad (\text{A12})$$

This results suggests that there is no advantage in choosing a different, more complicated bath geometry. The Green function $g_{pp'}(t, t')$ can be stated analytically only for the star structure, where it is diagonal. For an arbitrary geometry one has to deal with the $\mathbf{U}(t, t')$ which can only be calculated numerically from $V_{pp'}(t)$ and vice

versa. We also emphasize that the star-structured bath Hamiltonian involves the same amount of lattice sites. This results from the construction of $v_p(t)$ by a unitary transform. Therefore, if we are approximate $\Lambda(t, t')$ using a finite number of sites, e.g., in a numerical calculation, there is no advantage in choosing a complicated geometry.

Appendix B: Cavity method for the effective action

Here we obtain the action (38), i.e. we evaluate the definition (36) of \tilde{S}

$$\exp(\tilde{S}) = \sum_{n=0}^{\infty} \frac{1}{n!} \langle (\Delta S)^n \rangle_{S^{(0)}}. \quad (\text{B1})$$

Keeping in mind that the contour ordering for operators acting on \mathcal{F}_0 still has to be performed, cf. (35), we will treat the operators $c_{0\sigma}^\dagger, c_{0\sigma}$ as (anticommuting) constants when evaluating the expectation value. From the definition of ΔS we conclude that only terms with an equal number of $c_{i\sigma}^\dagger, c_{j\sigma}$ with $i, j \neq 0$ are nonzero and thus only terms which are of an even power of ΔS contribute. For easier notation we will suppress the spin index for creation (annihilation) operators acting on $\mathcal{F}_{\text{rest}}$ and the hopping in the following (it can be reinserted using $c_{i_n} \rightarrow c_{i_n\sigma_n}, c_{j_m}^\dagger \rightarrow c_{j_m\sigma_m}^\dagger, t_{ij} \rightarrow t_{ij}^\sigma$). For the operators at site 0 we drop the site index, i.e., $c_{0\sigma} \rightarrow c_\sigma$. We define the n -particle contour-ordered Green function as

$$G_{i_1 \dots i_n, j_1 \dots j_n}^{(0)}(t_1, \dots, t'_n) \equiv (-i)^n \langle c_{i_1}(t_1) \dots c_{j_n}^\dagger(t'_n) \rangle_{S^{(0)}}. \quad (\text{B2})$$

The contour ordering is again contained in the definition of the expectation value, cf. (37).

To evaluate (B1) let us consider which terms are generated by $(\Delta S)^{(2n)}$. From the definition of ΔS we can see that only product terms where n operators c_i are multiplied with n operators c_j^\dagger are not equal to zero. Each term can be constructed by choosing n creation operators c_j^\dagger out of the $2n$ possibilities. This fixes the annihilation operators one has to choose exactly, so that $(2n)!/n!^2$ n -particle Green function contribute. When we order those operators to match the definition of an n -particle Green function, we also reorder the operators at site 0, so that the sequence of time variables is the same. For instance, a term in lowest order takes the form

$$c_j^\dagger(t) c_\sigma(t) c_{\sigma'}^\dagger(t') c_i(t') = c_i(t') c_j^\dagger(t) c_{\sigma'}^\dagger(t') c_\sigma(t). \quad (\text{B3})$$

Terms of higher order can be thought of as a product of n such terms and one readily realizes that the total sign is not affected by the reordering. The definition of the Green function consumes a factor $(-i)^n$ so the same factor is left (from $(\Delta S)^{2n}$ we got a $(-i)^{2n}$). In the end

we find

$$\begin{aligned} \exp(\tilde{S}) &= \sum_{n=0}^{\infty} \frac{1}{(2n)!} \langle (\Delta S)^{2n} \rangle_{S^{(0)}} \\ &= \sum_{n=0}^{\infty} \int_C dt_1 \dots \int_C dt'_n \sum_{i_1, \dots, j_n} (-i)^n \frac{t_{0i_1}(t_1) \dots t_{j_n 0}(t'_n)}{n!n!} \\ &\quad \times G_{i_1, \dots, j_n}^{(0)}(t_1, \dots, t'_n) c_{\sigma_1}^\dagger(t_1) \dots c_{\sigma'_n}(t'_n). \end{aligned} \quad (\text{B4})$$

We proceed to reexponentiate the right-hand side of (B4) using connected (with respect to the interaction in $H^{(0)}(t)$, cf. (33)) contour-ordered Green functions. For an easier notation we define

$$\begin{aligned} G_n &\equiv \int_C dt_1 \dots \int_C dt'_n \sum_{i_1, \dots, j_n} t_{0i_1} \dots t_{j_n 0} \\ &\quad \times G_{i_1, \dots, j_n}^{(0)}(t_1, \dots, t'_n) c_{\sigma_1}^\dagger(t_1) \dots c_{\sigma'_n}(t'_n). \end{aligned} \quad (\text{B5})$$

and in an analogous way G_n^c , i.e., $G^{(0)} \rightarrow G^{(0),c}$, so that

$$\exp(\tilde{S}) = \sum_{n=0}^{\infty} \frac{(-i)^n G_n}{n!n!}. \quad (\text{B6})$$

An n -particle Green function can be written entirely in terms of connected m -particle (with $m \leq n$) Green functions. We consider first one single contributing term of s connected m_k -particle Green functions (of course, $\sum_{k=1}^s m_k = n$ has to hold for such a summand). The n -particle Green function consists of n creation and n annihilation operators. This implies that there are $\binom{n}{m_1}^2$ possibilities to construct a m_1 -particle connected Green function out of it. For the next there are only $n - m_1$ creation (annihilation) operators left, so that there are $\binom{n-m_1}{m_2}^2$ possibilities to create the m_2 -particle connected Green function. Using this scheme we find the following contribution to G_n :

$$\begin{aligned} &\binom{n}{m_1}^2 \binom{n-m_1}{m_2}^2 \dots \binom{n-m_1-\dots-m_{s-1}}{m_s}^2 \prod_{k=1}^s G_{m_k}^c \\ &= n!n! \prod_{k=1}^s \frac{G_{m_k}^c}{m_k!m_k!}. \end{aligned} \quad (\text{B7})$$

The definition of G_n and G_n^c ensures that we do not have to think about sign issues here. An operator reordering might be necessary to match the definition of a connected Green function but we also have to reorder the operators at site 0 in the exact same way, so that the total sign does not change.

As the next step we generate all the other summands. We start from terms that are a product of $s = 1$ connected Green functions to terms which consist of $s = n$ connected Green functions. This way we find

$$G_n = n!n! \sum_{s=1}^n \frac{1}{s!} \sum_{m_1=1}^{\infty} \dots \sum_{m_s=1}^{\infty} \prod_{k=1}^s \frac{G_{m_k}^c}{m_k!m_k!} \delta_{\sum_{k=1}^s m_k, n}, \quad (\text{B8})$$

where the Kronecker delta $\delta_{\sum_k m_k, n}$ selects all the contributions which fulfill the condition $\sum_{k=1}^s m_k = n$. The factor $\frac{1}{s!}$ takes care of the fact that the order of the factors does not matter (e.g., $G_1^c G_2^c = G_2^c G_1^c$). We can now plug this result into (B6)

$$\exp(\tilde{S}) = 1 + \sum_{n=1}^{\infty} \sum_{s=1}^n \frac{1}{s!} \times \sum_{m_1=1}^{\infty} \cdots \sum_{m_s=1}^{\infty} \prod_{k=1}^s \frac{(-i)^{m_k} G_{m_k}^c}{m_k! m_k!} \delta_{\sum_{k=1}^s m_k, n}. \quad (\text{B9})$$

To get the final result we have to regroup the summands in this expression by the number of factors they consist of. This is easily done by extending the s -summation to infinity, which does not introduce extra terms because of the Kronecker delta. The n -summation is now readily calculated and one finds the desired result

$$\begin{aligned} \exp(\tilde{S}) &= 1 + \sum_{s=1}^{\infty} \frac{1}{s!} \sum_{m_1=1}^{\infty} \cdots \sum_{m_s=1}^{\infty} \prod_{k=1}^s \frac{(-i)^{m_k} G_{m_k}^c}{m_k! m_k!} \\ &= \sum_{s=0}^{\infty} \frac{1}{s!} \left(\sum_{m=1}^{\infty} \frac{(-i)^m G_m^c}{m! m!} \right)^s \\ &= \exp \left(\sum_{m=1}^{\infty} \frac{(-i)^m G_m^c}{m! m!} \right), \end{aligned} \quad (\text{B10})$$

completing the derivation of (38) and (39).

Appendix C: The limit of infinite lattice dimension and locality of the self-energy

In this appendix we apply the limit of infinite lattice-dimension to simplify the effective local action (38). This will lead us to the DMFT action S_{loc} , cf. (11). Based on the cavity formalism we will then show that the lattice self-energy is local and establish the DMFT self-consistency condition.

1. DMFT action for an infinite-dimensional lattice

As in the equilibrium case [11], the hybridization functions (39) simplify drastically in the limit of infinite lattice dimension, $d \rightarrow \infty$. Applying the quantum scaling [41] $t_{ij} \propto d^{-Z_{ij}}$ (Z_{ij} is the number of sites connected by hopping t_{ij}) it can be shown by counting powers of d that only first-order terms (i.e., one-particle Green functions) contribute to the effective action. We now show this for the special case of nearest-neighbor hopping on a hypercubic lattice, using standard arguments [11, 41].

We consider the contributions to (39) from Green functions of n th order, for which the lattice summations yield a total factor d^{2n} . We have $t_{0i} \propto d^{-1/2}$ for the nearest neighbors of site 0 and thus the product of $2n$ such

quantities contributes a factor d^{-n} . The Green functions in (39) only contain connected diagrams. Because all the sites it connects are nearest neighbors of 0 the shortest path between them is of length 2 (using the metric $||\vec{R}|| = \sum_i |R_i|$). To connect $2n$ sites we need at least $2n-1$ such paths and thus the largest terms are of order $(\sqrt{d})^{2(2n-1)} = d^{2n-1}$ if all sites are different. Using these results on (39) leads to

$$\begin{aligned} \Lambda_{\sigma_1 \dots \sigma'_n}(t_1, \dots, t'_n) &\propto \sum_{\substack{i_1, \dots, j_n \\ \propto d^{2n}}} \underbrace{t_{0i_1}(t_1) \dots t_{j_n 0}(t'_n)}_{\propto (\sqrt{d})^{-2n}} \underbrace{G_{(i_1 \sigma_1), \dots, (j_n \sigma'_n)}^{(0), c}(t_1, \dots, t'_n)}_{\propto (\sqrt{d})^{-2(2n-1)}} \\ &\propto \frac{1}{d^{n-1}}. \end{aligned} \quad (\text{C1})$$

If only $2n-m$ sites are different, the order reduces to $2(2n-m-1)$. However, this constraint also reduces the factor given by the summation to d^{2n-m} . In total, we always find $\Lambda_{\sigma_1 \dots \sigma'_n} \propto d^{n-1}$, which proves that only first-order terms ($n=1$) contribute. We further have $\Lambda_{\sigma\sigma'}(t, t) = \delta_{\sigma\sigma'} \Lambda_{\sigma}(t, t')$ since the Hubbard Hamiltonian does not involve spin flips. In the limit $d \rightarrow \infty$ the effective action thus reduces to (12) with hybridization (15). The partition function is given by $Z_{\text{loc}} = \text{tr}_0(\text{T}_C \{\exp(S_{\text{loc}})\})$ and describes an impurity that is coupled to the Weiss field $\Lambda_{\sigma}(t, t)$. This Weiss field represents the influence of all other lattice sites.

2. Local self-energy and self-consistency condition for an arbitrary lattice

Here we use the cavity formalism to establish that the self-energy is local for an arbitrary lattice in the limit of infinite dimensions and derive the corresponding self-consistency condition. We begin by replacing

$$t_{i0}(t)c(t) \rightarrow \eta_i(t), \quad t_{0i}(t)c^\dagger(t) \rightarrow \eta_i^\dagger(t), \quad (\text{C2})$$

in (31), with $\{\eta_i(t), c_j\} = \{\eta_i(t), c_j^\dagger\} = 0$ for $i, j \neq 0$. We further assume that, within a contour-ordered expression, all $\eta_i(t)$ anticommute pairwise with each other and with c, c^\dagger . They thus operate on the impurity site ($i=0$; we recall the definition $c \equiv c_0$). One easily verifies that all steps of the derivation in Appendix B remain valid (even the limit $d \rightarrow \infty$) and we conclude

$$\begin{aligned} F[\bullet, \eta, \eta^\dagger] &\equiv \text{T}_C \{ \bullet \exp(S_{\text{loc}}[\eta, \eta^\dagger]) \} \\ &= \frac{1}{Z^{(0)}} \text{T}_C \{ \bullet \text{tr}_{\text{rest}}(\exp(S[\eta, \eta^\dagger])) \} \equiv F_{\text{lat}}[\bullet, \eta, \eta^\dagger], \end{aligned} \quad (\text{C3})$$

where “ \bullet ” represents an arbitrary product of time-dependent operators acting on site 0. We recall that

$$S[\eta, \eta^\dagger] = S_0 + S^{(0)} + \Delta S[\eta, \eta^\dagger] \text{ and}$$

$$\begin{aligned} \Delta S[\eta, \eta^\dagger] &= -i \int_C dt \left[\sum_{i \neq 0} \left(c_i^\dagger(t) \eta_i(t) + \eta_i^\dagger(t) c_i(t) \right) \right], \\ S_{\text{loc}}[\eta, \eta^\dagger] &= -i \int_C dt \int_C dt' \sum_{ij \neq 0} G_{ij}^{(0)}(t, t') \eta_i^\dagger(t) \eta_j(t') + S_0. \end{aligned}$$

As for Grassmann variables, a functional derivative with the common rules (chain rule, product rule etc.) and $(\xi \in \{\eta, \eta^\dagger\})$

$$\left\{ \frac{\delta}{\delta \xi_i(t)}, c_j \right\} = \left\{ \frac{\delta}{\delta \xi_i(t)}, c_j^\dagger \right\} = 0, \quad \frac{\delta \xi_i(t)}{\delta \xi_j(t')} = \delta_C(t, t') \delta_{ij}, \quad (\text{C4})$$

with the contour delta function $\delta_C(t, t') \equiv \partial_t \Theta_C(t, t')$, can now be defined as follows. Note that it is not allowed to choose $\delta \eta_j(t)$ proportional to the unit matrix, as this would violate the anticommutation requirement. However, it is possible to define an “anticommuting unit matrix” by introducing an additional dummy site with corresponding creation (annihilation) operators f^\dagger (f). For a functional $F[\xi]$, with $\xi \in \{\eta, \eta^\dagger\}$, we then set

$$\begin{aligned} \frac{\delta F[\xi]}{\delta \xi_j(t)} &\equiv \text{tr}_f \left\{ f^\dagger \lim_{\epsilon \rightarrow 0} \frac{F[\xi + \epsilon \delta_C(\cdot, t) \delta_{\cdot, j} f] - F[\xi]}{\epsilon} \right\}, \\ \delta \xi_j(t) &\equiv \epsilon \delta_C(\cdot, t) \delta_{\cdot, j} f. \end{aligned} \quad (\text{C5})$$

Note that no dummy time variable for f is needed since it anticommutes with every other involved creation (annihilation) operator except f^\dagger . Here tr_f traces over the subspace of the dummy site. The differential operator $\frac{\delta}{\delta \xi_j(t)}$ indeed anticommutes with every other fermionic creation (annihilation) operator [cf. (C4)].

Since the functionals $F[\bullet, \eta, \eta^\dagger]$ and $F_{\text{lat}}[\bullet, \eta, \eta^\dagger]$ coincide everywhere, any functional derivative of them is equal. Note also that both functionals contain only operators that act on the impurity site. It is now straightforward to verify that (for $i, j \neq 0$)

$$\begin{aligned} G_{ij}(t, t') &= \frac{-i}{Z_{\text{loc}}} \text{tr}_0 \left(\frac{\delta^2 F_{\text{lat}}[1, \eta, \eta^\dagger]}{\delta \eta_i^\dagger(t) \delta \eta_j(t')} \right) \Bigg|_{\substack{\eta_k(t) = t_{k0}(t) c(t) \\ \eta_l^\dagger(t) = t_{0l}(t) c^\dagger(t)}} \\ &= \frac{-i}{Z_{\text{loc}}} \text{tr}_0 \left(\frac{\delta^2 F[1, \eta, \eta^\dagger]}{\delta \eta_i^\dagger(t) \delta \eta_j(t')} \right) \Bigg|_{\substack{\eta_k(t) = t_{k0}(t) c(t) \\ \eta_l^\dagger(t) = t_{0l}(t) c^\dagger(t)}} \\ &= G_{ij}^{(0)}(t, t') + \int_C dt_1 \int_C dt_2 \sum_{kl} G_{ik}^{(0)}(t, t_1) t_{k0}(t_1) \\ &\quad \times G(t_1, t_2) t_{0l}(t_2) G_{lj}^{(0)}(t_2, t'). \end{aligned} \quad (\text{C6})$$

In this context $G_{ij}(t, t') = -i \langle c_i(t) c_j^\dagger(t') \rangle_S$ is the lattice Green function [cf. (31)] and $G(t, t') = G_{00}(t, t')$ the Green function at the impurity. We arrive at the equation

tion

$$\begin{aligned} \sum_{ij} t_{0i}(t) G_{ij}(t, t') t_{j0}(t') &= \\ \Lambda(t, t') + \int_C dt_1 \int_C dt_2 \Lambda(t, t_1) G(t_1, t_2) \Lambda(t_2, t'). \end{aligned} \quad (\text{C7})$$

To close the self-consistency for a given $\Lambda(t, t')$, we need an expression for the lattice Green function $G_{ij}(t, t')$. To derive it we consider

$$\begin{aligned} G_{0j}(t, t') &= \frac{1}{Z_{\text{loc}}} \text{tr}_0 \left(\frac{\delta F[c(t), \eta, \eta^\dagger]}{\delta \eta_j(t')} \right) \Bigg|_{\substack{\eta_k(t) = t_{k0}(t) c(t) \\ \eta_l^\dagger(t) = t_{0l}(t) c^\dagger(t)}} \\ &= \frac{1}{Z_{\text{loc}}} \text{tr}_0 \left(\frac{\delta F_{\text{lat}}[c(t), \eta, \eta^\dagger]}{\delta \eta_j(t')} \right) \Bigg|_{\substack{\eta_k(t) = t_{k0}(t) c(t) \\ \eta_l^\dagger(t) = t_{0l}(t) c^\dagger(t)}}. \end{aligned}$$

The evaluation yields ($j \neq 0$)

$$G_{0j}(t, t') = \int_C dt_1 \sum_i G(t, t_1) t_{0i}(t_1) G_{ij}^{(0)}(t_1, t'). \quad (\text{C8})$$

A similar conjugated equation can be derived for $G_{i0}(t, t')$, which gives after summation

$$\sum_i t_{0i}(t) G_{i0}(t, t') = \int_C dt_1 \Lambda(t, t_1) G(t_1, t'). \quad (\text{C9})$$

Insertion of (C8) into (C6) leads to

$$\begin{aligned} G_{ij}^{(0)}(t, t') &= G_{ij}(t, t') \\ &\quad - \int_C dt_1 \int_C dt_2 G_{i0}(t, t_1) G^{-1}(t_1, t_2) G_{0j}(t_2, t'), \end{aligned} \quad (\text{C10})$$

where the (matrix) inverse (with respect to time arguments) $G^{-1}(t, t')$ is defined by the impurity Dyson equation

$$\int_C dt_1 G^{-1}(t, t_1) G(t_1, t') = \delta_C(t, t'). \quad (\text{C11})$$

Note that (C10) is the analogue of the equilibrium relation $G_{ij}^{(0)}(i\omega_n) = G_{ij}(i\omega_n) - G_{i0}(i\omega_n) G_{0j}(i\omega_n) / G(i\omega_n)$, i.e., (36) in [11].

The inverse $G^{-1}(t, t')$ of the impurity Green function $G(t, t')$ is connected to the impurity self-energy $\Sigma(t, t')$ by

$$G^{-1}(t, t') = (i\partial_t + \mu) \delta_C(t, t') - \Lambda(t, t') - \Sigma(t, t'), \quad (\text{C12})$$

and allows one to rewrite (C8), with $j \neq 0$, as

$$\int_C dt_1 G^{-1}(t, t_1) G_{0j}(t_1, t') = \sum_i t_{0i}(t) G_{ij}^{(0)}(t, t'). \quad (\text{C13})$$

By multiplying (C10) with $t_{0i}(t)$ and summing over i , we find

$$\begin{aligned} \sum_i t_{0i}(t) G_{ij}(t, t') \\ = \int_C dt_1 [G^{-1}(t, t_1) + \Lambda(t, t_1)] G_{0j}(t_1, t') \end{aligned} \quad (\text{C14})$$

for $j \neq 0$, where we used (C9) and (C13). Now the inverse lattice Green function $G_{\text{lat}}^{-1}(t, t')$ is defined by the lattice Dyson equation

$$\sum_k \int_C dt_1 (G_{\text{lat}}^{-1})_{ik}(t, t_1) G_{kj}(t_1, t') = \delta_{ij} \delta_C(t, t'), \quad (\text{C15})$$

and thus is connected to the lattice self-energy $\Sigma_{\text{lat}}(t, t')$ via

$$\begin{aligned} (G_{\text{lat}}^{-1})_{ij}(t, t') \equiv [\delta_{ij}(i\partial_t + \mu) - t_{ij}(t)] \delta_C(t, t') \\ - (\Sigma_{\text{lat}})_{ij}(t, t'). \end{aligned} \quad (\text{C16})$$

Note that here the inverse with respect to both the time arguments and the lattice indices appears.

Now we can show that $(\Sigma_{\text{lat}})_{ij}(t, t') = \delta_{ij} \Sigma_{\text{loc}}(t, t')$, i.e., the lattice self-energy is local and given by the self-energy of the impurity model. We have

$$\begin{aligned} \delta_{0j} \delta_C(t, t') &= \sum_k \int_C dt_1 (G_{\text{lat}}^{-1})_{0k}(t, t_1) G_{kj}(t_1, t') \quad (\text{C17}) \\ &= (i\partial_t + \mu) G_{0j}(t, t') - \sum_k t_{0k}(t) G_{kj}(t, t') \\ &\quad - \int_C dt_1 \sum_k (\Sigma_{\text{lat}})_{0k}(t, t_1) G_{kj}(t_1, t') \end{aligned}$$

and by using (C9) and (C14) we identify (for arbitrary j)

$$\begin{aligned} \int_C dt_1 \Sigma(t, t_1) G_{0j}(t_1, t') \\ = \int_C dt_1 \sum_k (\Sigma_{\text{lat}})_{0k}(t, t_1) G_{kj}(t_1, t'). \end{aligned} \quad (\text{C18})$$

Since we consider a translationally invariant system, the same result has to hold for an arbitrary site i , i.e.,

$$\begin{aligned} \int_C dt_1 \Sigma(t, t_1) G_{ij}(t_1, t') \\ = \int_C dt_1 \sum_k (\Sigma_{\text{lat}})_{ik}(t, t_1) G_{kj}(t_1, t'). \end{aligned} \quad (\text{C19})$$

Applying the inverse of the lattice Green function from the r.h.s, we find the desired result

$$(\Sigma_{\text{lat}})_{ij}(t, t') = \delta_{ij} \Sigma(t, t'). \quad (\text{C20})$$

This result can be used to calculate $G_{ij}(t, t')$ from the lattice Dyson equation and thus closes the self-consistency condition. We note that the same argument is valid in case of a system that is not translationally invariant. In this case one has to calculate a local action $(S_{\text{loc}})_i$ for each site i . This allows one to derive expression (C18) for each site separately, and one finds the more general result

$$(\Sigma_{\text{lat}})_{ij}(t, t') = \delta_{ij} \Sigma_i(t, t'). \quad (\text{C21})$$

For completeness we express the self-consistency condition by means of the impurity Dyson equation,

$$\begin{aligned} \int_C dt_1 [(i\partial_t + \mu) \delta_C(t, t_1) - \Lambda(t, t_1) \\ - \Sigma(t, t_1)] G(t_1, t') = \delta_C(t, t'). \end{aligned} \quad (\text{C22})$$

the lattice Dyson equation,

$$\begin{aligned} \int_C dt_1 \sum_k \left[[\delta_{ik}(i\partial_t + \mu) - t_{ik}(t)] \delta_C(t, t_1) \right. \\ \left. - \Sigma(t, t_1) \right] G_{kj}(t_1, t') = \delta_{ij} \delta_C(t, t'), \end{aligned} \quad (\text{C23})$$

with $G_{00} = G$. For given hybridization Λ and G (with G calculated from the SIAM, see next subsection), one can obtain Σ from (C22), and use (C23) to obtain a new G , and thus a new Λ from (C22). In practice, one Fourier transforms (C23) to momentum space. Eqs. (C22)-(C23) are known, e.g., from Ref. 10, 18, where their numerical evaluation is discussed.

Appendix D: Analytical properties of nonequilibrium Green functions

In this section we summarize the analytical properties of the Matsubara and mixed components (4c) and (4d) of the contour-ordered Green functions (3), following Ref. 13. For simplicity of notation, we assume that the time evolution is determined by a time-dependent Hamiltonian, i.e., the action is $S = -i \int_C ds H(s)$. Note that this includes the general case in which the time-nonlocal part of the action is representable by a SIAM. We will use the convention that operators with a hat are in the Heisenberg picture,

$$\hat{c}_i(t) = U(0, t) \hat{c}_i U(t, 0), \quad \hat{c}_i \equiv \hat{c}_i(0) = c_i. \quad (\text{D1})$$

where $U(t, t')$ is the propagator associated with the system. Since we consider thermal initial states, their analytical properties are very similar to those of equilibrium Green functions (see, e.g., [51]).

We start by recalling the properties of the Matsubara Green function (4e). It can be Fourier transformed using

fermionic Matsubara frequencies $\omega_n = \frac{(2n+1)\pi}{\beta}$,

$$G_{ij}^M(\tau - \tau') = \frac{1}{\beta} \sum_n e^{-i\omega_n(\tau - \tau')} g_{ij}^M(i\omega_n), \quad (\text{D2})$$

$$\text{with } g_{ij}^M(i\omega_n) = \int_0^\beta d\tau e^{i\omega_n\tau} G_{ij}^M(\tau). \quad (\text{D3})$$

The Fourier components $g_{ij}^M(i\omega_n)$ can be analytically continued into the upper or lower complex frequency plane. By the requirement $g_{ij}^M(z) \stackrel{z \rightarrow \infty}{\sim} \frac{1}{|z|}$ it is ensured that this continuation is equal to the Laplace transform of the retarded (for $\text{Im}(z) > 0$) or advanced (for $\text{Im}(z) < 0$) Green function [51]. By expanding $G^M(\tau)$ using the eigenbasis $|n\rangle$ with E_n as the corresponding eigenenergy of the initial Hamiltonian $H(0)$ one obtains the Lehmann representation for this function,

$$g_{ij}^M(z) = \sum_{m,n} \frac{e^{-\beta E_n} + e^{-\beta E_m}}{Z} \frac{\langle n | \hat{c}_i^\dagger | m \rangle \langle m | \hat{c}_j | n \rangle}{z - (E_m - E_n)}. \quad (\text{D4})$$

The function $g^M(z)$ has a branch cut at the real axis which is purely imaginary and related to the spectral function $A_{ij}(\omega)$,

$$\begin{aligned} A_{ij}(\omega) &\equiv \frac{i}{2\pi} [g_{ij}^M(\omega + i0) - g_{ij}^M(\omega - i0)] \\ &= \sum_{mn} \frac{e^{-\beta E_n} + e^{-\beta E_m}}{Z} \\ &\quad \times \langle n | \hat{c}_i^\dagger | m \rangle \langle m | \hat{c}_j | n \rangle \delta(\omega - (E_m - E_n)). \end{aligned} \quad (\text{D5})$$

In turn, G^M is uniquely determined by its spectrum,

$$g_{ij}^M(z) = \int_{-\infty}^{\infty} d\omega \frac{A_{ij}(\omega)}{z - \omega} \quad (\text{D6})$$

$$G_{ij}^M(\tau) = \int_{-\infty}^{\infty} d\omega A_{ij}(\omega) (f(\omega) - \Theta(\tau)) e^{-\omega\tau}, \quad (\text{D7})$$

where $\Theta(\tau)$ denotes the Heaviside step function.

The generalization for the mixed components is straightforward. We introduce a partial Fourier series,

$$G^\Gamma(i\omega_n, t) = \int_0^\beta d\tau G^\Gamma(\tau, t) e^{i\omega_n\tau}, \quad (\text{D8})$$

$$G^\Gamma(t, i\omega_n) = \int_0^\beta d\tau G^\Gamma(t, \tau) e^{-i\omega_n\tau}, \quad (\text{D9})$$

$$G^\Gamma(\tau, t) = \frac{1}{\beta} \sum_n G^\Gamma(i\omega_n, t) e^{-i\omega_n\tau}, \quad (\text{D10})$$

$$G^\Gamma(t, \tau) = \frac{1}{\beta} \sum_n G^\Gamma(t, i\omega_n) e^{i\omega_n\tau}. \quad (\text{D11})$$

Both can be analytically continued in the lower and upper complex plane. We restrict the discussion to $G_{ij}^\Gamma(z, t')$: Using the same scheme as for (D4) we obtain

$$G_{ij}^\Gamma(z, t') = i \sum_{m,n} \frac{e^{-\beta E_n} + e^{-\beta E_m}}{Z} \frac{\langle n | \hat{c}_i^\dagger | m \rangle \langle m | \hat{c}_j(t') | n \rangle}{z - (E_m - E_n)}. \quad (\text{D12})$$

A time-dependent generalization to the spectral function is given by the branch cut of this function along the real axis,

$$\begin{aligned} A_{ij}^\Gamma(\omega, t) &\equiv \frac{1}{2\pi} [G_{ij}^\Gamma(\omega + i0, t') - G_{ij}^\Gamma(\omega - i0, t)] \\ &= \frac{1}{Z} \sum_{mn} (\exp(-\beta E_n) + \exp(-\beta E_m)) \\ &\quad \times \langle n | \hat{c}_i^\dagger | m \rangle \langle m | \hat{c}_j(t) | n \rangle \delta(\omega - (E_m - E_n)). \end{aligned} \quad (\text{D13})$$

To ensure $A_{ij}^\Gamma(\omega, 0) = A_{ij}(\omega)$ we have omitted the factor i in this definition. The corresponding relations for $G_{ij}^\Gamma(t, z)$ and $A_{ij}^\Gamma(t, \omega)$ can be determined from $G_{ij}^\Gamma(t, z) = (G_{ji}^\Gamma(z^*, t))^*$ and its consequence $A_{ij}^\Gamma(t, \omega) = (A_{ji}^\Gamma(\omega, t))^*$. Although $A_{ij}^\Gamma(\omega, t)$ is not a real and positive function, it uniquely determines the mixed components

$$\begin{aligned} G^\Gamma(t, \tau') &= i \int_{-\infty}^{\infty} d\omega A^\Gamma(t, \omega) f(\omega) \exp(\omega\tau'), \\ G^\Gamma(\tau, t') &= i \int_{-\infty}^{\infty} d\omega A^\Gamma(\omega, t') (f(\omega) - 1) \exp(-\omega\tau). \end{aligned} \quad (\text{D14})$$

For a time-independent Hamiltonian the generalization of the spectral function is trivial. The additional time dependence just yields a phase factor

$$A_{ij}^\Gamma(\omega, t') = \exp(i\omega t') A_{ij}(\omega). \quad (\text{D15})$$

For the investigation of the mapping problem the analytical properties of the Weiss field $\Lambda_\sigma(t, t')$ are of importance. From the cavity representation (15) one can see that the hybridization function has the same analytical properties as any Green function.

Appendix E: Positive definiteness of $-i\Lambda_+^<$ and $i\Lambda_+^>$

According to Sec. IV C the construction of the second bath $V_{0p}^+(t)$ comes down to a matrix decomposition which requires $-i\Lambda_+^<$ and $i\Lambda_+^>$ to be positive definite. We will show that the assumption that Λ is representable by a SIAM ensures the positive definiteness of $-i\Lambda_+^<$ and $i\Lambda_+^>$.

For simplicity we suppress the spin index. We start from (23) and define the density of states

$$\rho(\epsilon) = \frac{1}{L} \sum_p \delta(\epsilon - \epsilon_p), \text{ with } L = \int_{-\infty}^{\infty} d\epsilon \sum_p \delta(\epsilon - \epsilon_p). \quad (\text{E1})$$

To a given energy ϵ we define the hybridization function $v_k(\epsilon, t) \equiv \sqrt{L} V_{0p_k(\epsilon)}(t)$, where the sequence $p_k(\epsilon)$ runs through all p with $\epsilon_p = \epsilon$. This way (23) can be written as

$$\Lambda(t, t') = \sum_k \int_{-\infty}^{\infty} d\epsilon \rho(\epsilon) v_k(\epsilon, t) g(\epsilon - \mu, t, t') v_k^*(\epsilon, t'). \quad (\text{E2})$$

We interpret $v_k(\epsilon, t)$ as the k -th component of a vector $\vec{v}(\epsilon, t)$, so that $(\vec{v}(\epsilon, t))_k = v_k(\epsilon, t)$. (E2) thus takes the form

$$\Lambda(t, t') = \int_{-\infty}^{\infty} d\epsilon \rho(\epsilon) \vec{v}^\dagger(\epsilon, t') \vec{v}(\epsilon, t) g(\epsilon - \mu, t, t'). \quad (\text{E3})$$

Following the steps (42)-(48) of Sec. IV A we find

$$C^\top(t, \epsilon) = \exp(-i\epsilon t) \rho(\epsilon) \vec{v}^\dagger(\epsilon + \mu, 0) \vec{v}(\epsilon + \mu, t) \quad (\text{E4})$$

and conclude that $\Lambda_-(t, t')$ is of the form

$$\begin{aligned} \Lambda_-(t, t') &= i \int_{-\infty}^{\infty} d\epsilon \rho(\epsilon) \vec{v}^\dagger(\epsilon, t') P_- \vec{v}(\epsilon, t) g(\epsilon - \mu, t, t'), \\ P_- &= \frac{\vec{v}(\epsilon, 0) \vec{v}^\dagger(\epsilon, 0)}{|\vec{v}(\epsilon, 0)|^2}. \end{aligned} \quad (\text{E5})$$

The operator P_- projects onto the subspace spanned by $\vec{v}(\epsilon, 0)$. We define a corresponding operator P_+ that projects onto the orthogonal complement space

$$P_+ = 1 - P_-. \quad (\text{E6})$$

This way we find

$$\Lambda_+(t, t') = i \int_{-\infty}^{\infty} d\epsilon \rho(\epsilon) \vec{v}^\dagger(\epsilon, t') P_+ \vec{v}(\epsilon, t) g(\epsilon - \mu, t, t') \quad (\text{E7})$$

It is now easy to verify that $-i\Lambda_+^<$ and $i\Lambda_+^>$ are indeed positive definite.

-
- [1] A. L. Cavalieri, N. Müller, T. Uphues, V. S. Yakovlev, A. Baltuška, B. Horvath, B. Schmidt, L. Blümel, R. Holzwarth, S. Hendel, et al., *Nature* **449**, 1029 (2007).
 - [2] S. Wall, D. Brida, S. R. Clark, H. P. Ehrke, D. Jaksch, A. Ardavan, S. Bonora, H. Uemura, Y. Takahashi, T. Hasegawa, et al., *Nature Phys.* **7**, 114 (2011).
 - [3] I. Bloch, J. Dalibard, and W. Zwerger, *Rev. Mod. Phys.* **80**, 885 (2008).
 - [4] J. Struck, C. Ölschläger, R. Le Targat, P. Soltan-Panahi, A. Eckardt, M. Lewenstein, P. Windpassinger, and K. Sengstock, *Science* **333**, 996 (2011).
 - [5] J. Simon, W. S. Bakr, R. Ma, M. E. Tai, P. M. Preiss, and M. Greiner, *Nature* **472**, 307 (2011).
 - [6] A. Polkovnikov, K. Sengupta, A. Silva, and M. Vengalattore, *Rev. Mod. Phys.* **83**, 863 (2011).
 - [7] D. Fausti, R. I. Tobey, N. Dean, S. Kaiser, A. Dienst, M. C. Hoffmann, S. Pyon, T. Takayama, H. Takagi, and A. Cavalleri, *Science* **331**, 189 (2011).
 - [8] H. Ichikawa, S. Nozawa, T. Sato, A. Tomita, K. Ichianagi, M. Chollet, L. Guerin, N. Dean, A. Cavalleri, S.-i. Adachi, et al., *Nature Mater.* **10**, 101 (2011).
 - [9] P. Schmidt and H. Monien (2002), *arXiv:cond-mat/0202046*.
 - [10] J. K. Freericks, V. M. Turkowski, and V. Zlatić, *Phys. Rev. Lett.* **97**, 266408 (2006).
 - [11] A. Georges, G. Kotliar, W. Krauth, and M. J. Rozenberg, *Rev. Mod. Phys.* **68**, 13 (1996).
 - [12] M. Eckstein, M. Kollar, and P. Werner, *Phys. Rev. Lett.* **103**, 056403 (2009).
 - [13] M. Eckstein, M. Kollar, and P. Werner, *Phys. Rev. B* **81**, 115131 (2010).
 - [14] J. K. Freericks, *Phys. Rev. B* **77**, 075109 (2008).
 - [15] M. Eckstein and P. Werner, *Phys. Rev. Lett.* **107**, 186406 (2011).
 - [16] C. Aron, G. Kotliar, and C. Weber, *Phys. Rev. Lett.* **108**, 086401 (2012).
 - [17] A. Amaricci, C. Weber, M. Capone, and G. Kotliar, *Phys. Rev. B* **86**, 085110 (2012).
 - [18] M. Eckstein and P. Werner, *Phys. Rev. B* **84**, 035122 (2011).
 - [19] B. Moritz, T. P. Devereaux, and J. K. Freericks, *Phys. Rev. B* **81**, 165112 (2010).
 - [20] R. Moritz, A. F. Kemper, M. Sentef, T. P. Devereaux, and J. K. Freericks, *arXiv:1207.3835*.
 - [21] M. Eckstein and P. Werner, *Phys. Rev. Lett.* **110**, 126401 (2013).
 - [22] P. Werner, N. Tsuji, and M. Eckstein, *Phys. Rev. B* **86**, 205101 (2012).
 - [23] N. Tsuji, M. Eckstein, and P. Werner, *Phys. Rev. Lett.* **110**, 136404 (2013).
 - [24] L. Mühlbacher and E. Rabani, *Phys. Rev. Lett.* **100**, 176403 (2008).
 - [25] P. Werner, T. Oka, and A. J. Millis, *Phys. Rev. B* **79**, 035320 (2009).
 - [26] N. Tsuji and P. Werner, *arXiv:1306.0307*.
 - [27] M. Eckstein and P. Werner, *Phys. Rev. B* **82**, 115115 (2010).
 - [28] M. Eckstein and M. Kollar, *Phys. Rev. Lett.* **100**, 120404 (2008).

- (2008).
- [29] E. Gull, D. R. Reichman, and A. J. Millis, Phys. Rev. B **84**, 085134 (2011).
 - [30] D. Segal, A. J. Millis, and D. R. Reichman, Phys. Rev. B **82**, 205323 (2010).
 - [31] G. Cohen, E. Gull, D. R. Reichman, A. J. Millis, and E. Rabani, Phys. Rev. B **87**, 195108 (2013).
 - [32] R. Bulla, Phys. Rev. Lett. **83**, 136 (1999).
 - [33] D. J. García, K. Hallberg, and M. J. Rozenberg, Phys. Rev. Lett. **93**, 246403 (2004).
 - [34] D. Zgid, E. Gull, and G. K.-L. Chan, Phys. Rev. B **86**, 165128 (2012).
 - [35] C. Jung, A. Lieder, S. Brener, H. Hafermann, B. Baxevanis, A. Chudnovskiy, A. Rubtsov, M. Katsnelson, and A. Lichtenstein, Ann. Phys. **524**, 49 (2012).
 - [36] E. Arrigoni, M. Knap, and W. von der Linden, Phys. Rev. Lett. **110**, 086403 (2013).
 - [37] L. V. Keldysh, Zh. Eksp. Teor. Fiz. **47**, 1515 (1964), sov. Phys. JETP **20**, 1018 (1965).
 - [38] A. Kamenev, *Field Theory of Non-Equilibrium Systems* (Cambridge University Press, Cambridge, UK, 2011).
 - [39] R. van Leeuwen, N. E. Dahlen, G. Stefanucci, C.-O. Almbladh, and U. von Barth, *Introduction to the Keldysh formalism*, vol. 706 of *Lecture Notes in Physics* (Springer, Heidelberg, Germany, 2006).
 - [40] J. K. Freericks, H. R. Krishnamurthy, and T. Pruschke, Phys. Rev. Lett. **102**, 136401 (2009).
 - [41] W. Metzner and D. Vollhardt, Phys. Rev. Lett. **62**, 324 (1989).
 - [42] M. Eckstein, Ph.D. thesis, Universität Augsburg (2009).
 - [43] M. Eckstein, A. Hackl, S. Kehrein, M. Kollar, M. Moeckel, P. Werner, and F. A. Wolf, Eur. Phys. J. Special Topics **180**, 217 (2010).
 - [44] M. Eckstein and M. Kollar, New J. Phys. **12**, 055012 (2010).
 - [45] D. Vollhardt, AIP Conf. Ser. **1297**, 339 (2010).
 - [46] M. Hochbruck and C. Lubich, J. Numerical. Anal. **34**, 1911 (1997).
 - [47] A. Alvermann and H. Fehske, J. Comput. Phys. **230**, 5940 (2011).
 - [48] M. Potthoff, Eur. Phys. J. B **32**, 429 (2003).
 - [49] M. Potthoff, M. Aichhorn, and C. Dahnken, Phys. Rev. Lett. **91**, 206402 (2003).
 - [50] F. Hoffmann, M. Eckstein, and M. Potthoff, unpublished.
 - [51] A. L. Fetter and J. D. Walecka, *Quantum Theory of Many-Particle Systems* (Dover Publications, 2003).