

Axion hot dark matter bounds after Planck

Maria Archidiacono,^a Steen Hannestad,^a Alessandro Mirizzi,^b
Georg Raffelt^c and Yvonne Y.Y. Wong^d

^aDepartment of Physics and Astronomy, University of Aarhus
DK-8000 Aarhus C, Denmark

^bII. Institut für Theoretische Physik, Universität Hamburg
Luruper Chaussee 149, D-22761 Hamburg, Germany

^cMax-Planck-Institut für Physik (Werner-Heisenberg-Institut)
Föhringer Ring 6, D-80805 München, Germany

^dSchool of Physics, The University of New South Wales
Sydney NSW 2052, Australia

E-mail: archi@phys.au.dk, sth@phys.au.dk, alessandro.mirizzi@desy.de,
raffelt@mpp.mpg.de, yvonne.y.wong@unsw.edu.au

Abstract. We use cosmological observations in the post-Planck era to derive limits on thermally produced cosmological axions. In the early universe such axions contribute to the radiation density and later to the hot dark matter fraction. We find an upper limit $m_a < 0.67$ eV at 95% C.L. after marginalising over the unknown neutrino masses, using CMB temperature and polarisation data from Planck and WMAP respectively, the halo matter power spectrum extracted from SDSS-DR7, and the local Hubble expansion rate H_0 released by the Carnegie Hubble Program based on a recalibration of the Hubble Space Telescope Key Project sample. Leaving out the local H_0 measurement relaxes the limit somewhat to 0.86 eV, while Planck+WMAP alone constrain the axion mass to 1.01 eV, the first time an upper limit on m_a has been obtained from CMB data alone. Our axion limit is therefore not very sensitive to the tension between the Planck-inferred H_0 and the locally measured value. This is in contrast with the upper limit on the neutrino mass sum, which we find here to range from $\Sigma m_\nu < 0.27$ eV at 95% C.L. combining all of the aforementioned observations, to 0.84 eV from CMB data alone.

Contents

1	Introduction	1
2	Hot dark matter axions	2
3	Cosmological model	3
4	Data and analysis	5
4.1	CMB anisotropies	5
4.2	The matter power spectrum	5
4.3	Local Hubble parameter measurements	5
5	Results and discussions	6
5.1	Axion mass limit from CMB alone	6
5.2	Correlation with H_0	8
6	Summary and conclusions	11
A	Degeneracies of Σm_ν and m_a in the CMB temperature anisotropies	12

1 Introduction

Observations of the large-scale structure in the universe, most notably of the cosmic microwave background (CMB) anisotropies and the galaxy distribution, are a powerful probe of both the expansion history and the energy content of the universe. The precision of these observations is such that in some cases cosmological constraints on particle physics models that could plausibly account for some of the energy content are more stringent than limits obtained from direct laboratory measurements. One notable example is the cosmological bound on the neutrino mass which is currently close to an order of magnitude more restrictive than existing laboratory bounds [1–4]. Given this ability of cosmology to probe neutrino physics, it is of significant interest to investigate how well other hot dark matter (HDM) models with similar behaviours can be tested.

One example of particular interest is the case of hot dark matter axions. In reference [5] some of the present authors found that cosmological data do in fact provide an upper bound on the mass of hadronic axions comparable to that for neutrinos. The analysis was subsequently updated on several occasions to include progressively more recent data releases [6–9], again with similar conclusions. Other authors also found comparable results [10]. Here, we provide another update incorporating the most recent measurement of the CMB temperature anisotropies by the Planck mission [11, 12], as well as the matter power spectrum extracted from the seventh data release of the Sloan Digital Sky Survey (SDSS-DR7) [17], and the present-day Hubble parameter obtained from the most recent recalibration of the Hubble Space Telescope (HST) Key Project sample as part of the Carnegie Hubble Program [18].

The exercise of extracting information about low-mass particles from precision cosmological data has received a new twist in the past few years because combinations of different data sets are not necessarily consistent with the minimal (“vanilla”) Λ CDM cosmology. In

particular, many pre-Planck observations prefer at the 2σ level a “dark radiation” component equivalent to an additional ~ 0.5 massless neutrino species (see, e.g., [13–16] and references therein). The Planck data alone and in combination with baryon acoustic oscillations do not support the presence of a dark radiation component. However, the preferred value of the Hubble parameter H_0 is across the board significantly lower than that from direct measurements in our local neighbourhood [18]; if these measurements were to be brought in line with one another, then the presence of a dark radiation equivalent to $\sim 0.6 \pm 0.25$ could achieve the required result through its degeneracy with H_0 [12]. However, hovering around the 2σ level the case for dark radiation, pre-Planck or post-Planck, is certainly not strong. Indeed, it could be as much a signature for new physics as it is a signature for poorly controlled systematics in some cosmological data sets. Nonetheless, since we are dealing here with low-mass particles which do contribute to the primordial radiation density, some additional care is required when dealing with local H_0 measurements.

The rest of the paper is organised as follows. In section 2 we briefly discuss the hot dark matter axion scenario. We describe the cosmological parameter space to be analysed in section 3, while section 4 summarises the data sets. Section 5 contains our results, notably, bounds on the axion mass m_a and the neutrino mass sum Σm_ν from various data combinations, as well as a brief discussion of the impact of hot dark matter on the CMB observables and the corresponding degeneracies with H_0 . We conclude in section 6, followed by an appendix A in which we discuss the degeneracies of m_a and Σm_ν in more detail.

2 Hot dark matter axions

The Peccei–Quinn solution of the CP problem of strong interactions predicts the existence of axions, low-mass pseudoscalars that are very similar to neutral pions, except that their mass and interaction strengths are suppressed relative to the pion case by a factor of order f_π/f_a , where $f_\pi \approx 93$ MeV is the pion decay constant, and f_a is a large energy scale known as the axion decay constant or Peccei–Quinn scale [19–21]. Specifically, the axion mass is

$$m_a = \frac{z^{1/2}}{1+z} \frac{f_\pi}{f_a} m_\pi = \frac{6.0 \text{ eV}}{f_a/10^6 \text{ GeV}}, \quad (2.1)$$

where $z = m_u/m_d$ is the mass ratio of the up and down quarks. We shall follow the previous axion literature and assume the canonical value $z = 0.56$. We note that variation in the range 0.38–0.58 is possible [22], although this uncertainty has no strong impact on our discussion. Henceforth we shall mostly use m_a as our primary phenomenological axion parameter, instead of the more fundamental parameter f_a .

Axions with masses in the $10 \mu\text{eV}$ region are well-motivated as a cold dark matter (CDM) candidate, albeit with considerable uncertainty as regards the precise mass value [21, 23–25]. Such CDM axions would have been produced non-thermally by the re-alignment mechanism and, depending on the cosmological scenario, by the decay of axion strings and domain walls. In addition, a sizeable hot axion population can be produced by thermal processes if the Peccei–Quinn scale is sufficiently low [26–29]. For $f_a \lesssim 10^8$ GeV, or, equivalently, $m_a \gtrsim 60$ meV, axions attain thermal equilibrium at the QCD phase transition or later, and contribute to the cosmic radiation density and subsequently to the cosmic hot dark matter along with massive neutrinos.

In principle, the parameter region $f_a \lesssim 10^9$ GeV ($m_a \gtrsim 10$ meV) has already been excluded by the SN 1987A neutrino burst duration [30–33] based on the axion–nucleon interaction. Furthermore, axions in the same parameter region would also contribute strongly

to neutron-star cooling [34, 35] and engender a cosmic diffuse supernova axion background (DSAB) [36]. However, the sparse data sample, our poor understanding of the nuclear medium in the supernova interior, and simple prudence suggest that one should not base far-reaching conclusions about the existence of axions in this parameter range on a single argument or experiment alone. For those axion models in which the axion couples nonvanishingly to the electron (DFSZ-type axion models [37, 38]), numerous other stellar energy loss limits based on the axion–electron coupling also exclude axions with masses exceeding some 10 meV [39–46]. We therefore do not consider these (well-constrained) models, but rather focus on hadronic models (KSVZ-type models [47, 48]) in which the axion does not directly couple to ordinary quarks and leptons, and in so doing bypasses constraints from stellar evolution arguments. Hadronic axion models are also simple to analyse in that all axion properties depend on f_a alone.

If axions do not couple to charged leptons, the main thermalisation process in the post-QCD epoch is $a + \pi \leftrightarrow \pi + \pi$ [26]. The axion–pion interaction is given by the Lagrangian [26]

$$\mathcal{L}_{a\pi} = \frac{C_{a\pi}}{f_\pi f_a} (\pi^0 \pi^+ \partial_\mu \pi^- + \pi^0 \pi^- \partial_\mu \pi^+ - 2\pi^+ \pi^- \partial_\mu \pi^0) \partial_\mu a, \quad (2.2)$$

where, in hadronic axion models, the coupling constant is $C_{a\pi} = (1 - z)/[3(1 + z)]$. Based on this interaction, the axion decoupling temperature $T_{a,\text{dec}}$ was calculated earlier in [6], from which follows the present-day axion number density,

$$n_a = \frac{g_{*S}(T_{\text{today}})}{g_{*S}(T_{a,\text{dec}})} \times \frac{n_\gamma}{2}, \quad (2.3)$$

where $g_{*S}(T)$ denotes the effective entropy degrees of freedom, and n_γ is the present-day photon number density. Figure 1 shows n_a as a function of the axion mass m_a . Before thermal axions become nonrelativistic by cosmological redshift, they contribute to the total radiation density an amount

$$\rho_a = \frac{2}{3} \left(\frac{3 n_a}{2 n_\nu} \right)^{\frac{4}{3}} \frac{7}{8} \left(\frac{4}{11} \right)^{\frac{4}{3}} \rho_\gamma = \Delta N_{\text{eff}} \frac{7}{8} \left(\frac{4}{11} \right)^{\frac{4}{3}} \rho_\gamma \quad (2.4)$$

equivalent to ΔN_{eff} additional light neutrino species, where $n_\nu = 113 \text{ cm}^{-3}$ is the present-day neutrino number density in one flavour, and ρ_γ is the photon energy density. We stress that equation (2.4) is strictly valid only when the axion temperature far exceeds m_a . For order 0.1–1 eV-mass axions this corresponds to a time well before photon decoupling; the phenomenology of such axions in the context of the CMB anisotropies and the matter power spectrum is closely linked to the axion mass scale, and *cannot* be reparameterised in terms of ΔN_{eff} *massless* neutrino species, as was implied in the recent analysis of [49]. Indeed, as we shall show in section 5 and appendix A, the degeneracy of m_a especially in the direction of the Hubble parameter is vastly different from that of ΔN_{eff} massless neutrinos.

3 Cosmological model

We perform the analysis in the context of a Λ CDM model extended to include hot dark matter neutrinos and axions, and vary a total of eight parameters:

$$\theta = \{\omega_{\text{cdm}}, \omega_{\text{b}}, \theta_{\text{s}}, \tau, \ln(10^{10} A_s), n_s, \Sigma m_\nu, m_a\}. \quad (3.1)$$

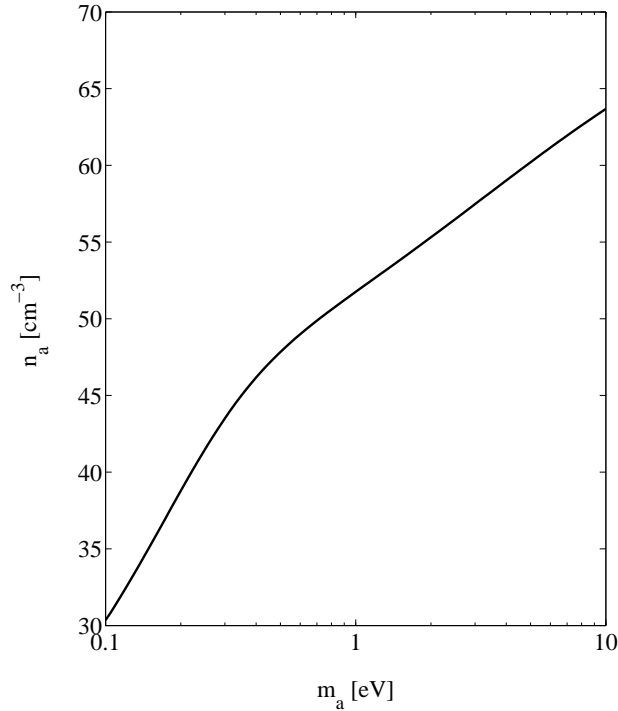


Figure 1. Axion number density n_a as a function of the axion mass m_a .

Here, $\omega_{\text{cdm}} \equiv \Omega_{\text{cdm}} h^2$ and $\omega_b \equiv \Omega_b h^2$ are the present-day physical CDM and baryon densities respectively, θ_s the angular the sound horizon, τ the optical depth to reionisation, and $\ln(10^{10} A_s)$ and n_s denote respectively the amplitude and spectral index of the initial scalar fluctuations. We use the neutrino mass sum Σm_ν and the axion mass m_a as fit parameters, noting that these can be easily converted to their corresponding present-day energy density via

$$\omega_\nu = \frac{\Sigma m_\nu}{94 \text{ eV}}, \quad (3.2)$$

$$\omega_a = \frac{2}{3} \left(\frac{m_a}{94 \text{ eV}} \right) \left(\frac{T_a}{T_\nu} \right)^3, \quad (3.3)$$

where T_ν and T_a are the neutrino and the axion present-day temperature respectively. Table 1 shows the priors adopted in the analysis. We stress that Σm_ν is always let free to vary in our analysis, because neutrino masses are an experimentally established fact, not some novel untested physics that can be discarded at will.

For convenience we assume the neutrino mass sum Σm_ν to be shared equally among three standard model neutrinos. Note however that implementing any other mass spectrum will return essentially the same conclusions, since current observations are primarily sensitive to Σm_ν , not to the exact mass splitting. In fact, discerning the neutrino mass spectrum—and thereby distinguishing between the normal and the inverted neutrino mass hierarchies—is unlikely to be possible even with the extremely precise measurements from the future EUCLID mission [50].

Table 1. Priors for the cosmological fit parameters considered in this work. All priors are uniform (top hat) in the given intervals.

Parameter	Prior
ω_b	$0.005 \rightarrow 0.1$
ω_{cdm}	$0.001 \rightarrow 0.99$
θ_s	$0.5 \rightarrow 10$
τ	$0.01 \rightarrow 0.8$
n_s	$0.9 \rightarrow 1.1$
$\ln(10^{10} A_s)$	$2.7 \rightarrow 4$
Σm_ν [eV]	$0 \rightarrow 7$
m_a [eV]	$0 \rightarrow 7$

4 Data and analysis

We consider three types of measurements: temperature and polarisation power spectra of the CMB anisotropies, the large-scale matter power spectrum, and direct measurements of the local Hubble expansion rate. These are discussed in more detail below. To these data sets we apply a Bayesian statistical inference analysis using the publicly available Markov Chain Monte Carlo parameter estimation package COSMOMC [51] coupled to the CAMB [52] Boltzmann solver modified to accommodate two hot dark matter components. With the exception of the local Hubble parameter measurement, the likelihood routines and the associated window functions are supplied by the experimental collaborations.

4.1 CMB anisotropies

Our primary data set is the recent measurement of the CMB temperature (TT) power spectrum by the Planck mission [53], which we implement into our likelihood analysis following the procedure reported in [12]. This data is supplemented by measurements of the CMB polarisation from the WMAP nine-year data release [54], in the form of an autocorrelation (EE) power spectrum at $2 < \ell < 32$ and a cross-correlation (TE) with the Planck temperature measurements in the same multipole range. We denote this supplement “WP”.

4.2 The matter power spectrum

We use the matter (halo) power spectrum (HPS) determined from the luminous red galaxy sample of the seventh data release of the SDSS-DR7 [17]. The full data set consists of 45 data points, covering wavenumbers from $k_{\text{min}} = 0.02 \text{ hMpc}^{-1}$ to $k_{\text{max}} = 0.2 \text{ hMpc}^{-1}$. We fit this data set following the procedure of reference [17], using an adequately smeared power spectrum to model nonlinear mode-coupling constructed according to the method described in reference [55].

4.3 Local Hubble parameter measurements

We further impose a constraint on the present-day Hubble parameter based on measurements of the universal expansion rate in our local neighbourhood. The most recent value released as part of the Carnegie Hubble Program [18] is

$$H_0 = [74.3 \pm 1.5 (\text{stat}) \pm 2.1 (\text{syst})] \text{ km s}^{-1} \text{ Mpc}^{-1}, \quad (4.1)$$

Table 2. One-dimensional marginal 95% bounds on the neutrino mass sum and the axion mass from various data combinations.

Data set	Σm_ν [eV]	m_a [eV]
Planck+WP	< 0.84	< 1.01
Planck+WP+HPS	$0.007\text{--}0.48$	< 0.86
Planck+WP+ H_0	< 0.25	< 0.78
Planck+WP+HPS+ H_0	< 0.27	< 0.67

which uses observations from the Spitzer Space Telescope to calibrate the Cepheid distance scale in the HST Key Project sample. Following the analysis of reference [12], we add the statistical and systematic errors in quadrature, assuming both uncertainties to be Gaussian-distributed.

5 Results and discussions

The main results of our inference analysis are presented in table 2 and figure 2, which show, respectively, the one-dimensional marginal limits on Σm_ν and m_a derived from various data combinations, and the corresponding two-dimensional marginal probability density contours in the $(\Sigma m_\nu, m_a)$ -subspace.

5.1 Axion mass limit from CMB alone

Most strikingly, while it was previously not possible to obtain an upper limit on the axion mass from the CMB anisotropies alone, we now find that the combination of Planck+WP is able to constrain m_a quite stringently to $m_a < 1.01$ eV (95% C.L.). This is in contrast with the CMB-only upper limit on the neutrino mass sum Σm_ν , which has been hovering around 1 eV since the WMAP five-year data release: here, we find $\Sigma m_\nu < 0.78$ eV (95% C.L.) after marginalising over the unknown axion mass, somewhat stronger than the pre-Planck value of 1.19 eV [9].

The fundamental and irreducible effect of 0.1–1 eV-mass hot dark matter neutrinos and axions on the CMB temperature anisotropies are similar in that both particle species transit from a ultrarelativistic state to a nonrelativistic one in close proximity to the photon decoupling era, as well as to the epoch of matter–radiation equality. This transition impacts strongly on the evolution of the radiation-to-matter energy density ratio, which in turn affects the evolution of the spacetime metric perturbations and ultimately the photon temperature fluctuations. To quantify the precise effect of this transition on the CMB temperature power spectrum naturally necessitates solving the relevant Boltzmann equations. However, a general rule of thumb is that, assuming a fixed present-day total matter density, those perturbation modes that enter the horizon before the hot dark matter particle becomes fully nonrelativistic will suffer more strongly from decay of the metric perturbations in a mixed CDM+HDM cosmology than in a pure CDM scenario. This is translated firstly into an additional “uplift” of the primary CMB temperature fluctuations at last scattering on the same length scales. Secondly, the same decaying metric perturbations also alter the so-called early integrated Sachs–Wolfe (ISW) effect, which contributes to the CMB temperature anisotropies primarily around the first acoustic peak.

Following from this reasoning, what distinguishes between a hot dark matter neutrino population and an axion one of the same present-day (nonrelativistic) energy density is essen-

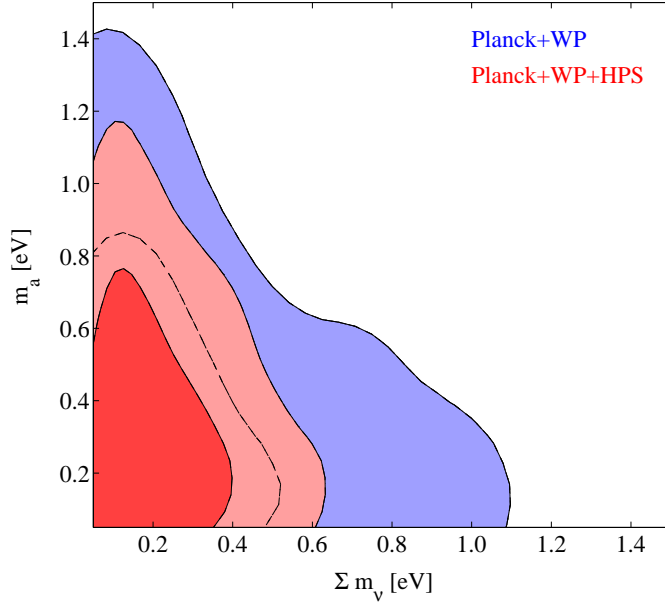


Figure 2. Two-dimensional marginal 68% and 95% probability density contours in the $(\Sigma m_\nu, m_a)$ -plane derived from Planck temperature and WMAP polarisation (Planck+WP) measurements (blue shading) and in combination with the halo power spectrum (red shading).

tially two-fold. Firstly, the axion population is always colder than the neutrino population by virtue of having decoupled from the cosmic plasma at an earlier time. Being a scalar degree of freedom the axion must also have a larger particle mass than the neutrino in order to make up the same present-day energy density [see equations (3.2) and (3.3)]. Together these push the axion’s relativistic-to-nonrelativistic transition to a higher redshift, so that its irreducible features on the CMB anisotropies occur on smaller scales (or higher multipoles). Secondly, while the axion is a new source of energy density *in addition* to the energy content of the Λ CDM model, in endowing neutrinos with masses we are effectively “stealing” from the model’s radiation content. This effect combined with the axion’s relative coldness and heaviness means that a hot axion population will always cause less deviation to the radiation-to-matter energy density ratio, and therefore leave a weaker signature on the CMB than a neutrino population of the same present-day energy density. Figure 3 shows the CMB temperature angular power spectra for a neutrino and an axion HDM scenario, juxtaposed against their Λ CDM counterpart.

Thus what has enabled Planck to constrain the axion mass for the first time from CMB data alone can be traced to its significantly better measurement of the higher multipole moments from the third acoustic peak onwards (recall that WMAP is only cosmic-variance limited up to $\ell \sim 500$, roughly the second acoustic peak), which rules out much of the axion parameter space in the > 1 eV region manifesting on these scales. In contrast, the neutrino mass could already be constrained to order 1 eV by CMB data alone since the WMAP three-year data release [56] via the early ISW effect on the third-to-first acoustic peak height ratio; new, high multipole measurements from Planck offer no significant improvement because there are no new unique signatures from sub-eV-mass neutrinos on these scales. See also discussions in appendix A.

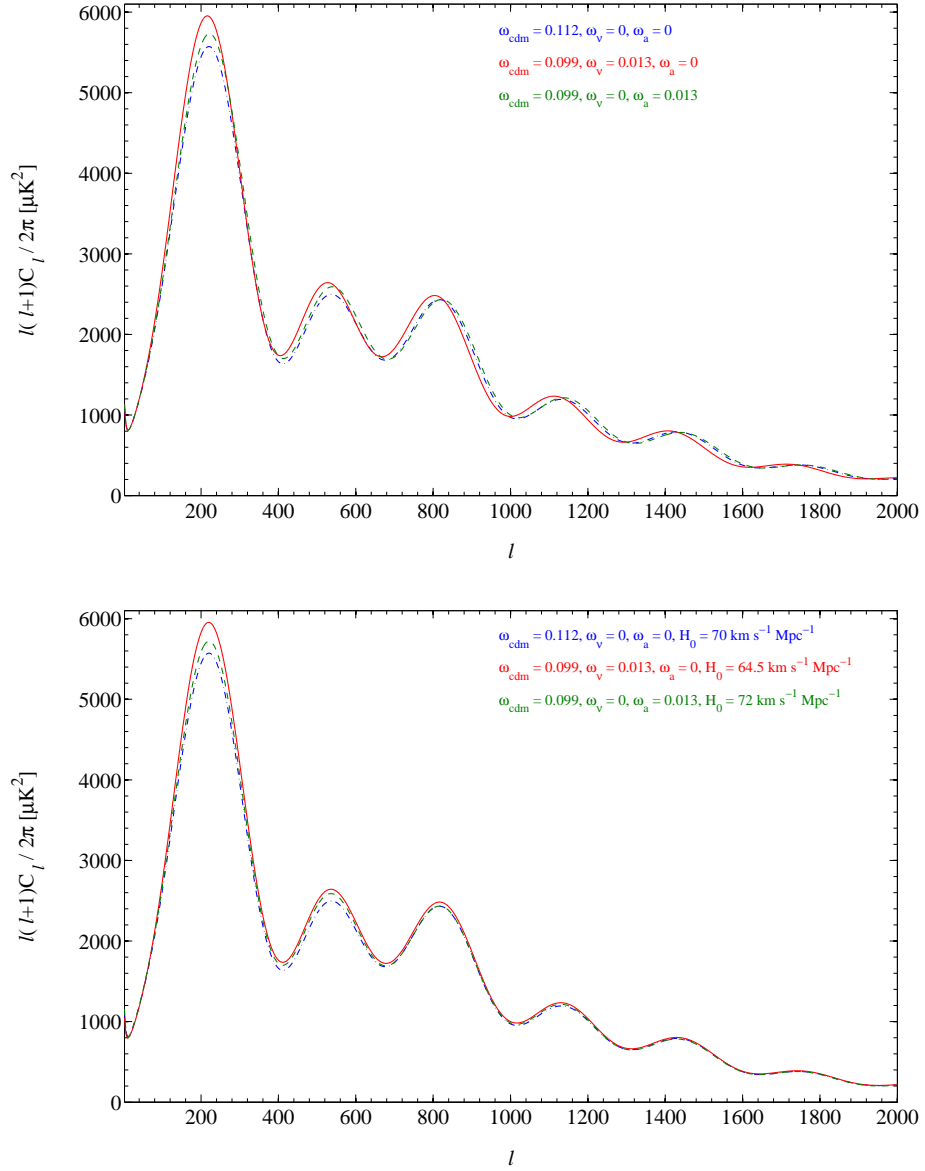


Figure 3. CMB temperature angular power spectra for three different cosmological models, all with the same total dark matter density $\omega_{\text{dm}} = \omega_{\text{cdm}} + \omega_\nu + \omega_a = 0.112$. The blue/dot-dash line corresponds to the reference Λ CDM model ($\omega_{\text{cdm}} = 0.112$), the green/dashed line an axion HDM scenario with $m_a = 2.4 \text{ eV}$ ($\omega_{\text{cdm}} = 0.099$, $\omega_a = 0.013$), and the red/solid line the case of three degenerate neutrinos with masses summing to $\Sigma m_\nu = 1.2 \text{ eV}$ ($\omega_{\text{cdm}} = 0.099$, $\omega_\nu = 0.013$). In the top panel we hold all other cosmological parameters fixed, while in the bottom panel we further adjust H_0 in order to match the peak positions—the corresponding H_0 values are, in units of $\text{km s}^{-1} \text{ Mpc}^{-1}$, 70, 72, and 64.5 for the Λ CDM, the axion and the neutrino model respectively.

5.2 Correlation with H_0

Combining CMB measurements with the halo power spectrum from SDSS DR-7 tightens the axion mass bound to $m_a < 0.86 \text{ eV}$ (95% C.L.), comparable to the pre-Planck value of 0.82 eV [9]. The neutrino mass bound likewise improves to $\Sigma m_\nu < 0.48 \text{ eV}$ (95% C.L.). Note

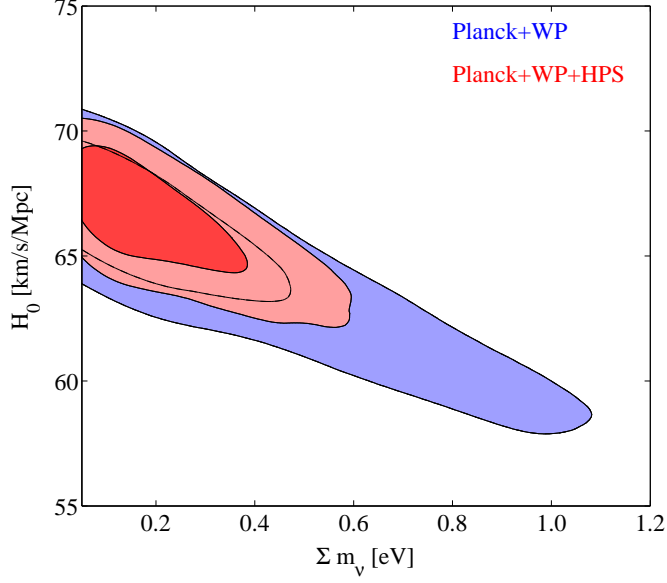


Figure 4. Same as figure 2, but in the $(\Sigma m_\nu, H_0)$ -plane.

that formally the combination of Planck+WP+HPS yields also a 95% lower limit of $\Sigma m_\nu > 0.007$ eV. However, because neutrino oscillation experiments already limit the neutrino mass sum to > 0.06 eV, this cosmological lower limit is of little phenomenological consequence.

An interesting effect arises when we consider also local measurements of the Hubble parameter H_0 ; while the neutrino mass bound continues to tighten to $\Sigma m_\nu < 0.25$ eV (95% C.L.), inclusion of the local H_0 value leads only to a marginal 10% improvement on the axion mass bound. This effect can be understood from an inspection of figures 4 and 5, which show, respectively, the two-dimensional marginal density contours in the $(\Sigma m_\nu, H_0)$ - and (m_a, H_0) -subspaces. Clearly, a strong anti-correlation exists between Σm_ν and H_0 , so that adding to the analysis the local H_0 value—which is higher than the Planck-inferred value—tends to tighten, perhaps artificially, the neutrino mass bound. In contrast, no such correlation exists between m_a and H_0 , making the inference of m_a independent of the value of H_0 . Thus we conclude that the axion hot dark matter bound is robust against the unresolved discrepancy between the Planck-inferred H_0 value and that measured in our local neighbourhood. Figure 6 shows the two-dimensional marginal probability density contours in the $(\Sigma m_\nu, m_a)$ -subspace with the inclusion of local H_0 data.

A deeper question now is, what causes Σm_ν and m_a to exhibit different correlations with H_0 in the first place. We defer a more detailed discussion of the parameter degeneracies in the CMB temperature anisotropies to appendix A, but note here that at the most basic level, any degeneracy (or lack thereof) of Σm_ν and m_a with H_0 can be traced to the parameter dependence of the angular sound horizon $\theta_s \equiv r_s(z_\star)/D_A(z_\star)$, where

$$r_s(z_\star) \equiv \int_{z_\star}^{\infty} dz \frac{c_s(z)}{H(z)}, \quad (5.1)$$

$$D_A(z_\star) \equiv \int_0^{z_\star} \frac{dz}{H(z)} \quad (5.2)$$

are the sound horizon at decoupling and the angular diameter distance to the last scattering

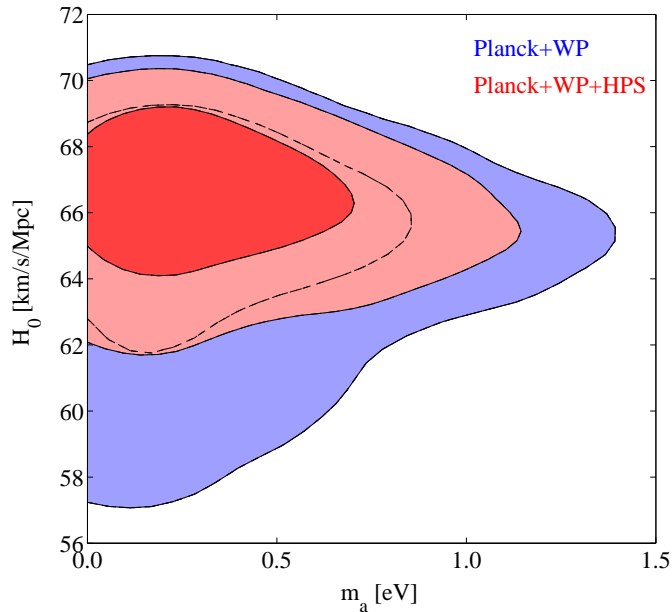


Figure 5. Same as figure 2, but in the (m_a, H_0) -plane.

surface respectively, $c_s(z)$ is the sound speed in the tightly-coupled photon–baryon fluid, and $z_\star \simeq 1100$ is the photon decoupling redshift. The angular sound horizon determines the location of the acoustic peaks in the CMB angular power spectrum, and is arguably the most well-measured CMB observable.

Clearly, the presence of the Hubble expansion rate $H(z)$ in the expressions (5.1) and (5.2) indicates *a priori* a three-way degeneracy between the neutrino (or axion) energy density (and hence mass), the CDM energy density ω_{dm} ,¹ and the present-day Hubble parameter H_0 ,² meaning that for any choice of Σm_ν or m_a , we can tweak ω_{dm} and/or H_0 to maintain the same θ_s value. However, the amount of tweaking required for the axion scenario is generally less than that needed by massive neutrinos. This is because, as discussed in section 5.1, an axion population generally causes less deviation to the evolution of the radiation and matter energy densities than a neutrino population of the same present-day energy density. Indeed, assuming a fixed present-day total matter density, figure 3 shows that while the presence of a $\Sigma m_\nu = 1.2$ eV hot neutrino population causes a noticeable shift in the peak locations that can be restored by lowering the H_0 value to $64.5 \text{ km s}^{-1} \text{ Mpc}^{-1}$ (compared to the reference ΛCDM value of $70 \text{ km s}^{-1} \text{ Mpc}^{-1}$), the shift due to a $m_a = 2.4$ eV axion population is of a much lesser extent and requires only a small *positive* tuning of H_0 to $72 \text{ km s}^{-1} \text{ Mpc}^{-1}$. As we shall demonstrate in appendix A, the same negative correlation with H_0 remains true for the neutrino case even after accounting for uncertainties in the total matter density, while for the axion scenario the small tuning of H_0 may be negative or positive depending on the choice of ω_{dm} so that overall no correlation exists between m_a and H_0 .

¹The baryon density in principle also affects $H(z)$. However, ω_b can be pinned down by the CMB odd-to-even peak ratios. We therefore consider it to be a well-measured parameter.

²In a flat spatial geometry, the dependence of $H(z)$ on the vacuum energy Ω_Λ can be reparameterised in terms of H_0 .

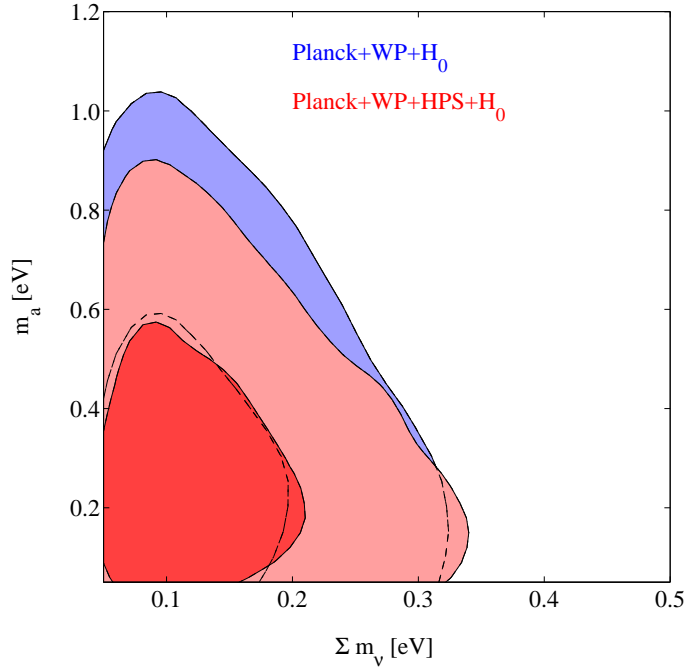


Figure 6. Same as figure 2, but including the H_0 value determined from local measurements.

6 Summary and conclusions

We have re-examined cosmological bounds on thermal axions based on the recent CMB temperature anisotropy measurement provided by the Planck mission, as well as other types of cosmological observations. For the first time CMB data alone provide a restrictive limit on the axion mass of $m_a < 1.01$ eV (95% C.L.), which improves to 0.86 eV with the inclusion of the SDSS matter power spectrum, and to 0.78 eV when combined with local measurements of H_0 . The changes brought about by combining CMB data with other observations are obviously fairly minor, suggesting that the systematic uncertainties in our limits are small. In particular, the unsettled discrepancy between the Planck-inferred H_0 value and that measured directly in our local neighbourhood does not strongly affect the axion limit. This is to be contrasted with the corresponding limit on the neutrino mass sum, which sees a dramatic reduction from $\Sigma m_\nu < 0.84$ eV (95% C.L.) from CMB alone to 0.25 eV when combined with local H_0 measurements.

Note that when inferring the axion mass bound, we always marginalise over the unknown neutrino masses which contribute an unavoidable but unknown HDM fraction to the universe; in this sense, HDM contributions by neutrinos and axions are not alternatives, since the former must always be present. However, unless neutrinoless double-beta decay eventually shows a signal, laboratory experiments are unlikely to provide neutrino mass information on the cosmologically relevant scale in the foreseeable future. Thus marginalisation over Σm_ν is arguably the only consistent approach to cosmological parameter estimation, and this situation is unlikely to change any time soon.

In comparison with the pre-Planck state of affairs, although we now have an axion mass bound from post-Planck CMB data alone, the overall limit has not moved significantly

away from order 1 eV. This situation is of interest for solar axion searches by the Tokyo axion helioscope [57–59] and by the CAST experiment at CERN [60–63]. The axion–photon conversion efficiency in a dipole magnet directed towards the sun strongly degrades if the photon–axion mass difference is too large. This mass-mismatch can be overcome by filling the conversion pipe with a buffer gas at variable pressure that provides the photons with an adjustable refractive mass. The final CAST search range using ^3He as buffer gas has reached a search mass of 1.17 eV, which is hard to push up any further [64]. In this sense, cosmological and helioscope axion mass limits are still largely complementary.

In the future, further improvements in HDM bounds on the cosmological front will likely come from the next generation of large-scale galaxy and cluster surveys, notably the ESA EUCLID mission [65]. EUCLID has the potential to probe neutrino masses with a sensitivity of $\sigma(\Sigma m_\nu) \simeq 0.01$ eV, sufficient to measure at 5σ the minimum mass sum of $\Sigma m_\nu \simeq 0.05$ eV established by neutrino flavour oscillation experiments [50]. A similar sensitivity to HDM axions should likely be possible.

Acknowledgements

We thank Jan Hamann for help with the initial setup of the Planck likelihood code. We acknowledge use of computing resources from the Danish Center for Scientific Computing (DCSC), and partial support by the Deutsche Forschungsgemeinschaft through grant No. EXC 153 and by the European Union through the Initial Training Network “Invisibles,” grant No. PITN-GA-2011-289442.

A Degeneracies of Σm_ν and m_a in the CMB temperature anisotropies

Figures 4 and 5 show that while a strong anti-correlation exists between the neutrino mass sum Σm_ν and the Hubble parameter H_0 , no such correlation is present for the axion mass m_a and H_0 . To understand these degeneracies, we note first of all that the most well-measured observable in the CMB temperature anisotropies is the angular sound horizon θ_s , defined in equations (5.1) and (5.2), which fixes the acoustic peak positions. Assuming a fixed baryon density (as we shall do for the rest of this section), θ_s depends on the dark matter density ω_{dm} , the neutrino mass sum Σm_ν (or the axion mass m_a as the case may be), and the Hubble parameter H_0 . Thus, already at this level it is clear that H_0 and Σm_ν (or m_a) must be correlated somehow. Indeed, as already shown in figure 3, holding $\omega_{\text{dm}} + \omega_\nu$ (or $\omega_{\text{dm}} + \omega_a$) fixed, the effect of Σm_ν on the positions of the acoustic peak can be countered by lowering the value of H_0 , while a finite m_a can be offset by raising H_0 by a small amount.

The odd peak height ratios are likewise a well-measured set of quantities, and are usually described in the literature as a sensitive probe of the epoch of matter–radiation equality a_{eq} . A more accurate description, however, is that the ratios reflect the time evolution of the radiation-to-matter energy density ratio $f(a)$, which in the vanilla ΛCDM model is a one-parameter function subject to our choice of a_{eq} relative to the time of photon decoupling. A simple example in this regard is the extension of vanilla ΛCDM with a nonstandard number of massless neutrinos, $N_{\text{eff}} \neq 3.046$. Here, a larger N_{eff} can be offset by a larger matter density so as to restore a_{eq} and consequently *all* odd peak height ratios. The degeneracy between N_{eff} and ω_{dm} is therefore exact, and when combined with the measurement of the angular sound horizon θ_s discussed above, gives rise to the well-known positive correlation between N_{eff} and H_0 .

The case of a nonzero neutrino mass or axion mass is less straightforward, because no amount of ω_{dm} adjustments could completely counter the effect of Σm_ν or m_a on the radiation-to-matter energy density ratio. To begin with, no unique definition of matter–radiation equality exists in this case, because for the 0.1–1 eV-mass range under consideration there will always be some HDM particles that are neither ultra-relativistic nor completely nonrelativistic in the vicinity of photon decoupling. Furthermore, because HDM particles are continuously losing momentum through redshift, the additional redshift dependence they engender in $f(a)$ cannot be mimicked over the whole timespan by simply tweaking ω_{dm} . Therefore, contrary to the case of N_{eff} , any correlation between ω_{dm} and Σm_ν or between ω_{dm} and m_a is necessarily approximate and subject to measurement errors (or cosmic variance).

This point is illustrated in figure 7, which shows the fractional change in $f(a)$ for a neutrino HDM scenario and an axion scenario of the same present-day energy density, relative to the Λ CDM case. To define $f(a)$ we consider to be nonrelativistic all HDM particles with momenta less than a factor c_{nr} of the particle’s rest mass, where for c_{nr} we test a range of values from 0.3 to 1. Clearly, independently of our choice of c_{nr} , varying ω_{dm} only allows the matching of $f(a)$ at one point in time, which we choose here to be $a = a_{\text{eq}} \simeq 0.0003$, the scale factor at matter–radiation equality in the reference Λ CDM model. Furthermore, the matching demands that we *increase* ω_{dm} : by approximately 0.014 in the $\Sigma m_\nu = 1.2$ eV neutrino case, and by an amount 0.003–0.0205 in the $m_a = 1$ eV axion case. When considered in conjunction with the three-way $(\Sigma m_\nu, \omega_{\text{dm}}, H_0)$ -degeneracy [or the $(m_a, \omega_{\text{dm}}, H_0)$ -degeneracy] from θ_s discussed above and in section 5.2, this immediately leads us to the following conclusions:

- For a fixed value of Σm_ν , raising ω_{dm} necessitates that we lower H_0 even more in order to match the angular sound horizon of the reference Λ CDM model. This reinforces the negative correlation already existing between Σm_ν and H_0 , even if no adjustments were made to ω_{dm} in order to match $f(a_{\text{eq}})$. Indeed, we see in the top panel of figure 8 that after incrementing ω_{dm} by an amount 0.0146 and lowering H_0 to $60 \text{ km s}^{-1} \text{ Mpc}^{-1}$, the resulting CMB temperature power spectrum for the $\Sigma m_\nu = 1.2$ eV neutrino scenario matches the reference spectrum of the Λ CDM model with H_0 to $70 \text{ km s}^{-1} \text{ Mpc}^{-1}$ almost perfectly.
- For a fixed m_a , depending on the chosen ω_{dm} value, the correlation between m_a and H_0 induced by fixing the angular sound horizon scale can be mildly positive for no or a small increase in ω_{dm} , or mildly negative at the upper end of the ω_{dm} range. Two examples are shown in the bottom panel of figure 8 for the $m_a = 2.4$ eV axion scenario: one case has ω_{dm} increased by an amount 0.0028 and H_0 raised to $71 \text{ km s}^{-1} \text{ Mpc}^{-1}$, the other has a 0.01 increment in ω_{dm} and $H_0 = 68 \text{ km s}^{-1} \text{ Mpc}^{-1}$. Both cases mimic the reference Λ CDM spectrum reasonably well in the first two peaks. Therefore, marginalising over the uncertainty in ω_{dm} leaves no apparent correlation between m_a and H_0 .

Observe also that both adjusted axion scenarios in figure 8 begin to show similar signs of deviation, although in opposite directions, from the third acoustic peak onwards. These deviations were not previously measurable by WMAP alone because WMAP was cosmic variance-limited only up to $\ell \sim 500$. A $m_a = 2.4$ eV axion scenario was therefore allowed by WMAP alone. Planck is able to rule out this scenario simply by virtue of its cosmic variance-limited measurement of the third acoustic peak.

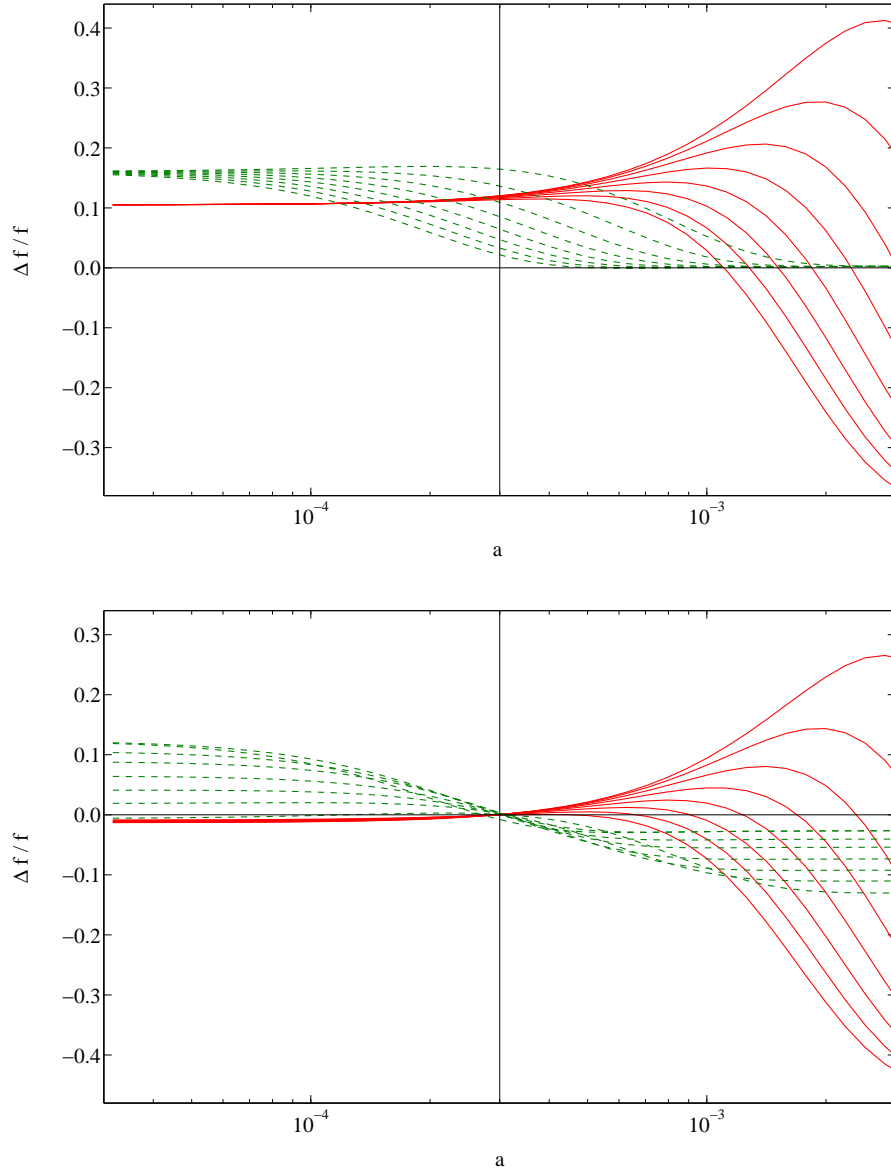


Figure 7. Fractional change in the radiation-to-matter energy density ratio $f(a)$ relative to the reference Λ CDM model, as a function of the scale factor a . The red/solid lines denote to the case of three degenerate neutrinos with masses $\Sigma m_\nu = 1.2$ eV, while the green/dashed lines represent a $m_a = 2.4$ eV axion population. A set of eight lines is shown in each case, corresponding to $c_{\text{nr}} = 0.3, 0.4, \dots, 1$, where $1/c_{\text{nr}}$ is defined as the ratio of the rest mass to the maximum momentum of the nonrelativistic HDM particle concerned. In the top panel the total dark matter density is always held fixed at $\omega_{\text{dm}} = 0.099$. In the bottom panel we increase ω_{dm} by an amount 0.014–0.0146 in the neutrino case and by 0.003–0.0205 in the axion case in order that $f(a_{\text{eq}})$, where $a_{\text{eq}} \simeq 0.0003$ is the epoch of matter–radiation equality in the Λ CDM model, stays the same in all cases.

Lastly, we briefly discuss the role of the angular diffusion scale θ_d measurement on the neutrino and the axion mass bounds. To this end, it is instructive to first consider the simpler case of a nonstandard N_{eff} ; here, a larger N_{eff} requires that we increase both ω_{dm} and H_0 in

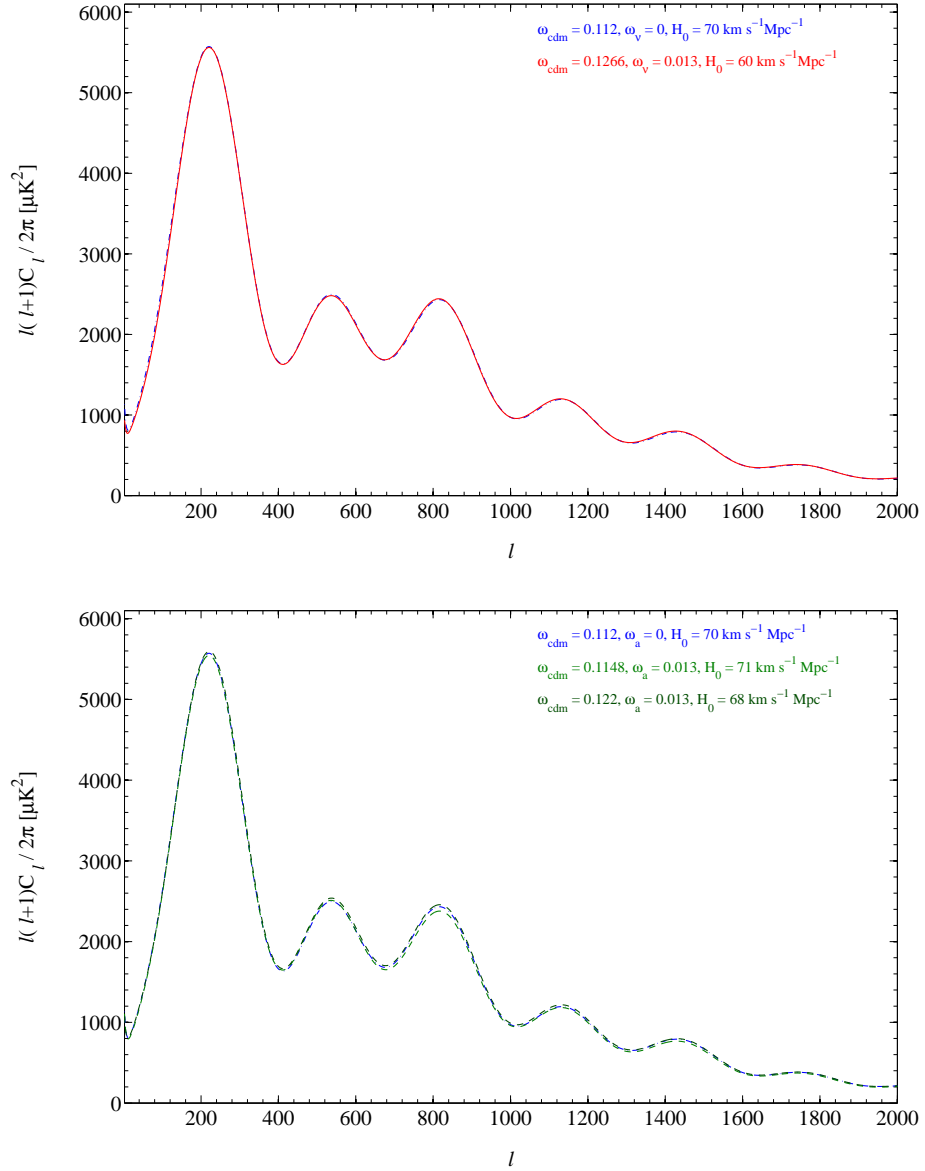


Figure 8. CMB temperature angular power spectra for various cosmological models. The blue/dot-dash line corresponds to the reference ΛCDM model ($\omega_{\text{cdm}} = 0.112, H_0 = 70 \text{ km s}^{-1} \text{ Mpc}^{-1}$). In the top panel, the red/solid line denotes the case of three degenerate neutrinos with mass sum $\Sigma m_\nu = 1.2 \text{ eV}$ ($\omega_\nu = 0.013$), the total dark matter density ω_{dm} raised to 0.1266, and $H_0 = 60 \text{ km s}^{-1} \text{ Mpc}^{-1}$. In the bottom panel, the green/dashed lines represent two axion scenarios with $m_a = 2.4 \text{ eV}$ ($\omega_a = 0.013$). In one case $\omega_{\text{dm}} = 0.1148$ and $H_0 = 71 \text{ km s}^{-1} \text{ Mpc}^{-1}$, in the second $\omega_{\text{dm}} = 0.122$ and $H_0 = 68 \text{ km s}^{-1} \text{ Mpc}^{-1}$. The primordial fluctuation amplitude has also been adjusted.

order to fit the epoch of matter–radiation equality and the angular sound horizon. However, increased values of ω_{dm} and H_0 also lead to a larger θ_d , defined as $\theta_d \equiv r_d(z_\star)/D_A(z_\star)$, where

$$r_d^2(z_\star) \simeq (2\pi)^2 \int_{z_\star}^{\infty} \frac{dz}{a\sigma_T n_e(z)H(z)} \left[\frac{R^2 + (16/15)(1+R)}{6(1+R)^2} \right] \quad (\text{A.1})$$

is the (squared) photon diffusion scale at decoupling, with σ_T the Thomson scattering cross-section, $n_e(z)$ the free electron number density, and $R(z) \equiv (3/4)(\rho_b/\rho_\gamma)$ the baryon-to-photon energy density ratio. Thus, the net effect is that a larger N_{eff} causes more damping of the CMB temperature power spectrum at $\ell > 1000$, and measurement of this damping tail can be a very effective means to pin down the value of N_{eff} (see, e.g., [16, 66]).

The same is not true however for the Σm_ν inference. This is because while we do need to increase ω_{dm} to match the radiation-to-matter energy density ratio, the H_0 value must be simultaneously lowered in order to fit the angular sound horizon scale; these two adjustments more or less cancel each other's effect on θ_d . In comparison, the axion scenario has a marginally larger impact on the angular diffusion scale than the neutrino case because in order to fit θ_s , H_0 can be held more or less fixed. However, the overall effect of axion masses on the angular diffusion scale is still minor in comparison with m_a 's irreducible effects on the radiation-to-matter energy density ratio and consequently the peak height ratios, and is therefore not a decisive factor in cosmological constraints on m_a .

References

- [1] J. Lesgourgues and S. Pastor, “Massive neutrinos and cosmology,” *Phys. Rept.* **429** (2006) 307 [arXiv:astro-ph/0603494].
- [2] S. Hannestad, “Neutrino physics from precision cosmology,” *Prog. Part. Nucl. Phys.* **65** (2010) 185 [arXiv:1007.0658].
- [3] Y. Y. Y. Wong, “Neutrino mass in cosmology: status and prospects,” *Ann. Rev. Nucl. Part. Sci.* **61** (2011) 69 [arXiv:1111.1436].
- [4] J. Lesgourgues and S. Pastor, “Neutrino mass from cosmology,” *Adv. High Energy Phys.* **2012** (2012) 608515 [arXiv:1212.6154].
- [5] S. Hannestad and G. Raffelt, “Cosmological mass limits on neutrinos, axions, and other light particles,” *JCAP* **0404** (2004) 008 [arXiv:hep-ph/0312154].
- [6] S. Hannestad, A. Mirizzi and G. Raffelt, “New cosmological mass limit on thermal relic axions,” *JCAP* **0507** (2005) 002 [arXiv:hep-ph/0504059].
- [7] S. Hannestad, A. Mirizzi, G. G. Raffelt and Y. Y. Y. Wong, “Cosmological constraints on neutrino plus axion hot dark matter,” *JCAP* **0708** (2007) 015 [arXiv:0706.4198].
- [8] S. Hannestad, A. Mirizzi, G. G. Raffelt and Y. Y. Y. Wong, “Cosmological constraints on neutrino plus axion hot dark matter: Update after WMAP-5,” *JCAP* **0804** (2008) 019 [arXiv:0803.1585].
- [9] S. Hannestad, A. Mirizzi, G. G. Raffelt and Y. Y. Y. Wong, “Neutrino and axion hot dark matter bounds after WMAP-7,” *JCAP* **1008** (2010) 001 [arXiv:1004.0695].
- [10] A. Melchiorri, O. Mena and A. Slosar, “An improved cosmological bound on the thermal axion mass,” *Phys. Rev. D* **76** (2007) 041303 [arXiv:0705.2695].
- [11] P. A. R. Ade *et al.* (Planck Collaboration), “Planck 2013 results. I. Overview of products and scientific results,” arXiv:1303.5062.
- [12] P. A. R. Ade *et al.* (Planck Collaboration), “Planck 2013 results. XVI. Cosmological parameters,” arXiv:1303.5076.
- [13] Z. Hou *et al.*, “Constraints on cosmology from the cosmic microwave background power spectrum of the 2500-square degree SPT-SZ survey,” arXiv:1212.6267.
- [14] M. Archidiacono, E. Giusarma, A. Melchiorri and O. Mena, “Neutrino and Dark Radiation

- properties in light of latest CMB observations,” *Phys. Rev. D* **87** (2013) 103519 [arXiv:1303.0143].
- [15] E. Calabrese *et al.*, “Cosmological parameters from pre-Planck CMB measurements,” arXiv:1302.1841.
 - [16] K. N. Abazajian *et al.*, “Light sterile neutrinos: A white paper,” arXiv:1204.5379.
 - [17] B. A. Reid *et al.*, “Cosmological constraints from the clustering of the Sloan Digital Sky Survey DR7 luminous red galaxies,” *Mon. Not. Roy. Astron. Soc.* **404** (2010) 60 [arXiv:0907.1659].
 - [18] W. L. Freedman, B. F. Madore, V. Scowcroft, C. Burns, A. Monson, S. E. Persson, M. Seibert and J. Rigby, “Carnegie Hubble program: A mid-infrared calibration of the Hubble constant,” *Astrophys. J.* **758** (2012) 24 [arXiv:1208.3281].
 - [19] R. D. Peccei, “The strong CP problem and axions,” *Lect. Notes Phys.* **741** (2008) 3 [arXiv:hep-ph/0607268].
 - [20] J. E. Kim and G. Carosi, “Axions and the strong CP problem,” *Rev. Mod. Phys.* **82** (2010) 557 [arXiv:0807.3125].
 - [21] M. Kawasaki and K. Nakayama, “Axions: Theory and cosmological role,” *Annu. Rev. Nucl. Part. Sci.* **63** (2013) in press [arXiv:1301.1123].
 - [22] J. Beringer *et al.* (Particle Data Group), “Review of particle physics,” *Phys. Rev. D* **86** (2012) 010001.
 - [23] P. Sikivie, “Axion cosmology,” *Lect. Notes Phys.* **741** (2008) 19 [arXiv:astro-ph/0610440].
 - [24] O. Wantz and E. P. S. Shellard, “Axion cosmology revisited,” *Phys. Rev. D* **82** (2010) 123508 [arXiv:0910.1066].
 - [25] T. Hiramatsu, M. Kawasaki, K. Saikawa and T. Sekiguchi, “Production of dark matter axions from collapse of string-wall systems,” *Phys. Rev. D* **85** (2012) 105020; Erratum *ibid.* **86** (2012) 089902 [arXiv:1202.5851].
 - [26] S. Chang and K. Choi, “Hadronic axion window and the big bang nucleosynthesis,” *Phys. Lett. B* **316** (1993) 51 [arXiv:hep-ph/9306216].
 - [27] M. S. Turner, “Thermal production of not so invisible axions in the early universe,” *Phys. Rev. Lett.* **59** (1987) 2489; Erratum *ibid.* **60** (1988) 1101.
 - [28] E. Massó, F. Rota and G. Zsembinszki, “On axion thermalization in the early universe,” *Phys. Rev. D* **66** (2002) 023004 [arXiv:hep-ph/0203221].
 - [29] P. Graf and F. D. Steffen, “Thermal axion production in the primordial quark-gluon plasma,” *Phys. Rev. D* **83** (2011) 075011 [arXiv:1008.4528].
 - [30] R. Mayle, J. R. Wilson, J. R. Ellis, K. A. Olive, D. N. Schramm and G. Steigman, “Constraints on axions from SN 1987A,” *Phys. Lett. B* **203** (1988) 188.
 - [31] G. Raffelt and D. Seckel, “Bounds on exotic particle interactions from SN 1987A,” *Phys. Rev. Lett.* **60** (1988) 1793.
 - [32] M. S. Turner, “Axions from SN 1987A,” *Phys. Rev. Lett.* **60** (1988) 1797.
 - [33] G. G. Raffelt, “Astrophysical axion bounds,” *Lect. Notes Phys.* **741** (2008) 51 [arXiv:hep-ph/0611350].
 - [34] H. Umeda, N. Iwamoto, S. Tsuruta, L. Qin and K. Nomoto, “Axion mass limits from cooling neutron stars,” astro-ph/9806337.
 - [35] J. Keller and A. Sedrakian, “Axions from cooling compact stars,” *Nucl. Phys. A* **897**, (2013) 62 [arXiv:1205.6940].
 - [36] G. G. Raffelt, J. Redondo and N. Viaux Maira, “The meV mass frontier of axion physics,”

- Phys. Rev. D **84** (2011) 103008 [arXiv:1110.6397].
- [37] A. R. Zhitnitsky, “On possible suppression of the axion hadron interactions,” Sov. J. Nucl. Phys. **31** (1980) 260 [Yad. Fiz. **31** (1980) 497].
 - [38] M. Dine, W. Fischler and M. Srednicki, “A simple solution to the strong CP problem with a harmless axion,” Phys. Lett. B **104** (1981) 199.
 - [39] G. G. Raffelt, “Axion constraints from white dwarf cooling times,” Phys. Lett. B **166** (1986) 402.
 - [40] G. Raffelt and A. Weiss, “Red giant bound on the axion-electron coupling revisited,” Phys. Rev. D **51** (1995) 1495 [arXiv:hep-ph/9410205].
 - [41] J. Isern, M. Hernanz and E. García-Berro “Axion cooling of white dwarfs,” Astrophys. J. **392** (1992) L23.
 - [42] A. H. Córscico, L. G. Althaus, M. M. M. Bertolami, A. D. Romero, E. García-Berro, J. Isern and S. O. Kepler, “The rate of cooling of the pulsating white dwarf star G117–B15A: A new asteroseismological inference of the axion mass,” Mon. Not. R. Astron. Soc. **424** (2012) 2792 [arXiv:1205.6180].
 - [43] A. H. Córscico, L. G. Althaus, A. D. Romero, A. S. Mukadam, E. García-Berro, J. Isern, S. O. Kepler and M. A. Corti, “An independent limit on the axion mass from the variable white dwarf star R548,” JCAP **1212** (2012) 010 [arXiv:1211.3389].
 - [44] J. Isern, E. García-Berro, S. Torres and S. Catalán, “Axions and the cooling of white dwarf stars,” Astrophys. J. Lett. **682** (2008) L109 [arXiv:0806.2807].
 - [45] J. Isern, S. Catalán, E. García-Berro and S. Torres, “Axions and the white dwarf luminosity function,” J. Phys. Conf. Ser. **172** (2009) 012005 [arXiv:0812.3043].
 - [46] K. Barth *et al.*, “CAST constraints on the axion-electron coupling,” JCAP **1305** (2013) 010 [arXiv:1302.6283].
 - [47] J. E. Kim, “Weak interaction singlet and strong CP invariance,” Phys. Rev. Lett. **43** (1979) 103.
 - [48] M. A. Shifman, A. I. Vainshtein and V. I. Zakharov, Nucl. Phys. B **166** (1980) 493.
 - [49] E. Di Valentino, A. Melchiorri and O. Mena, “Dark radiation candidates after Planck,” arXiv:1304.5981.
 - [50] J. Hamann, S. Hannestad and Y. Y. Y. Wong, “Measuring neutrino masses with a future galaxy survey,” JCAP **1211** (2012) 052 [arXiv:1209.1043].
 - [51] A. Lewis and S. Bridle, “Cosmological parameters from CMB and other data: A Monte Carlo approach,” Phys. Rev. D **66** (2002) 103511 [arXiv:astro-ph/0205436].
 - [52] A. Lewis, A. Challinor and A. Lasenby, “Efficient computation of CMB anisotropies in closed FRW models,” Astrophys. J. **538** (2000) 473 [arXiv:astro-ph/9911177].
 - [53] P. A. R. Ade *et al.* (Planck Collaboration), “Planck 2013 results. XV. CMB power spectra and likelihood,” arXiv:1303.5075.
 - [54] C. L. Bennett *et al.*, “Nine-Year Wilkinson Microwave Anisotropy Probe (WMAP) observations: Final maps and results,” arXiv:1212.5225.
 - [55] J. Hamann, S. Hannestad, J. Lesgourgues, C. Rampf and Y. Y. Y. Wong, “Cosmological parameters from large scale structure—geometric versus shape information,” JCAP **1007** (2010) 022 [arXiv:1003.3999].
 - [56] D. N. Spergel *et al.* (WMAP Collaboration), “Wilkinson Microwave Anisotropy Probe (WMAP) three year results: implications for cosmology,” Astrophys. J. Suppl. **170** (2007) 377 [arXiv:astro-ph/0603449].

- [57] S. Moriyama, M. Minowa, T. Namba, Y. Inoue, Y. Takasu and A. Yamamoto, “Direct search for solar axions by using strong magnetic field and X-ray detectors,” *Phys. Lett. B* **434** (1998) 147 [arXiv:hep-ex/9805026].
- [58] Y. Inoue *et al.*, “Search for sub-electronvolt solar axions using coherent conversion of axions into photons in magnetic field and gas helium,” *Phys. Lett. B* **536** (2002) 18 [arXiv:astro-ph/0204388].
- [59] Y. Inoue *et al.*, “Search for solar axions with mass around 1 eV using coherent conversion of axions into photons,” *Phys. Lett. B* **668** (2008) 93 [arXiv:0806.2230].
- [60] K. Zioutas *et al.* (CAST Collaboration), “First results from the CERN Axion Solar Telescope (CAST),” *Phys. Rev. Lett.* **94** (2005) 121301 [arXiv:hep-ex/0411033].
- [61] S. Andriamonje *et al.* (CAST Collaboration), “An improved limit on the axion-photon coupling from the CAST experiment,” *JCAP* **0704** (2007) 010 [arXiv:hep-ex/0702006].
- [62] E. Arik *et al.* (CAST Collaboration), “Probing eV-scale axions with CAST,” *JCAP* **0902** (2009) 008 [arXiv:0810.4482].
- [63] M. Arik *et al.* (CAST Collaboration), “CAST search for sub-eV mass solar axions with ^3He buffer gas,” *Phys. Rev. Lett.* **107** (2011) 261302 [arXiv:1106.3919].
- [64] M. Arik *et al.* (CAST Collaboration), “Final CAST solar axion search with ^3He buffer gas: Closing the hot dark matter gap,” in preparation (2013).
- [65] R. Laureijs *et al.*, “Euclid Definition Study Report,” arXiv:1110.3193.
- [66] Z. Hou, R. Keisler, L. Knox, M. Millea and C. Reichardt, “How massless neutrinos affect the cosmic microwave background damping tail,” *Phys. Rev. D* **87** (2013) 083008 [arXiv:1104.2333].