

Shock Waves in Falling Coupled Harmonic Oscillators

Hidetsugu Sakaguchi

*Department of Applied Science for Electronics and Materials,
Interdisciplinary Graduate School of Engineering Sciences,
Kyushu University, Kasuga, Fukuoka 816-8580, Japan*

Shock waves propagate in falling coupled harmonic oscillators. The bottom end of coupled harmonic oscillators does not fall downwards until a shock wave reaches the bottom end. The exact solution can be expressed by the Fourier series expansion, and an approximate solution can be expressed by the integral of the Airy function. The width of the shock wave increases slowly in accordance with a power law.

Shock waves are generated in compressive fluids. Typical shock waves appear in air compressed by supersonic planes or meteorites. There is a jump in the fields of pressure, temperature, and fluid velocity. The Rankine-Hugoniot relation is satisfied for the jump under normal shock [1]. There have been numerous investigations of shock waves [2]. It is considered that a shock wave is a typical nonlinear wave. The simplest model of a shock wave is the Burgers equation [3]. Nonlinearity and dissipation are essential for shock waves.

We consider a linear chain of coupled harmonic oscillators under gravity. It is a linear system and there is no dissipation. It is a typical system of particles considered in a basic course of mechanics. However, there is a nontrivial phenomenon similar to a shock wave in this simple system. A similar phenomenon was discussed in falling elastic bars, using a partial differential equation [4]. We will focus on the effect of the discreteness in this paper.

The model equation is written as

$$\begin{aligned} m \frac{d^2 x_N}{dt^2} &= k(-x_N + x_{N-1} + a) - mg, \\ m \frac{d^2 x_i}{dt^2} &= k(x_{i+1} - 2x_i + x_{i-1}) - mg, \\ m \frac{d^2 x_1}{dt^2} &= k(x_2 - x_1 - a) - mg, \end{aligned} \quad (1)$$

where N is the total number of particles of mass m , k is the spring constant, a is the natural length of the spring, x_i is the height of the i th particle, and g denotes the acceleration of gravity. The heights of the bottom and top particles are expressed respectively as x_1 and x_N . If x_N is fixed to a constant value x_{N0} by holding the top particle, the stationary positions of the other particles are determined from the relation $x_{i+1} - x_i = a + (mgi/k)$ as

$$x_i = (i-1)a + \frac{mgi(i-1)}{2k} + x_1, \quad (2)$$

where the position of the bottom particle, x_1 , is expressed as $x_1 = x_{N0} - (N-1)a - mgN(N-1)/(2k)$. We study the free-fall motion of this system by releasing the top particle with an initial velocity of 0 from the stationary state. There are five parameters, i.e., m, k, a, g , and N , in this system, but N is the only essential parameter. The other parameters can be set to a unit value by changing the scales of x and t .

Figure 1 shows the positions of ten particles at $t = 0, 1, \dots, 10$ for $N = 10$, $k = 1$, $g = 0.1$, $m = 1$, and $a = 1$. The top particle falls with a nearly constant velocity. The bottom particle does not move until $t \sim 8$ in the gravity field.

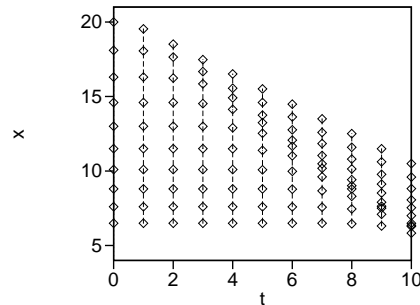


FIG. 1: Free fall of coupled harmonic oscillators of ten particles at $t = 0, 1, \dots, 10$.

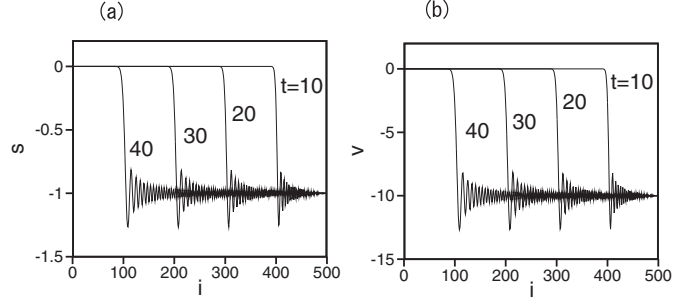


FIG. 2: Snapshot profiles of (a) elongation s_i of spring and (b) velocity v_i at $t = 10, 20, 30$, and 40 .

This type of behavior is also observed in a falling slinky. The slinky is a toy of spring, that can walk downstairs. The interesting behavior of a falling slinky was studied by several authors using the wave equation for an elastic wave, which is a partial differential equation [4–6]. The bottom particle does not move until the wave of deformation reaches the bottom, because information on the imbalance of force propagates with a finite velocity for an elastic wave.

Figure 2 shows four snapshot profiles of the elongation of the spring from the equilibrium state: $s_i = x_{i+1} - x_i - a - (mgi/k)$ and the velocity $v_i = dx_i/dt$ at $t = 10, 20, 30$, and 40 for $k = 100, a = 1, m = 1, g = 0.2$, and $N = 500$. Jumps appear in the profiles of s_i and v_i , which are similar to a shock wave. A shock wave propagates in the $-i$ direction with velocity $v_s = -10$. This velocity is equal to the velocity of an elastic wave: $v_s = \sqrt{k/m}$. The particles in front of the shock wave are in the equilibrium state, and $s_i = 0$ and $v_i = 0$. The velocity of the particles behind the shock wave is nearly $v_d = -10$. The spring is compressed at the shock wave, and a jump of 1 appears in the profile of s_i . The shock wave has a finite width, and damping oscillation is observed behind it. It was shown analytically that a discontinuity similar to that of the shock wave propagates with the sound velocity using the wave equation previously [4–6], however, the discontinuity is unphysical. It is characteristic of our discrete system of coupled harmonic oscillators that a shock wave has a finite width and a tail structure of damping oscillation.

The total momentum $P = \sum_{i=1}^N mv_i$ obeys the equation for the system of particles

$$\frac{dP}{dt} = -mNg. \quad (3)$$

If the particles behind a shock waves are assumed to have a constant velocity v_d and there are N_d particles in the region, the total momentum of this system is evaluated as $P = N_d mv_d$. Then,

$$\frac{dN_d}{dt} mv_d = -mNg \quad (4)$$

is satisfied. Because the shock wave propagates with velocity $v_s = \sqrt{k/m}$ and the number of particles behind it increases with $dN_d/dt = v_s = \sqrt{k/m}$, the velocity v_d is evaluated as

$$v_d = -\frac{Ng}{\sqrt{k/m}}. \quad (5)$$

The evaluated velocity v_d is -10 for $k = 100, a = 1, m = 1, g = 0.2$, and $N = 500$, which is consistent with the numerical result. Equation (1) is rewritten as

$$m \frac{dv_i}{dt} = k(s_i - s_{i-1}), \quad \frac{ds_i}{dt} = v_{i+1} - v_i. \quad (6)$$

Since $v_i \sim v_d$ far behind the shock wave, $s_i \sim s_{i-1}$ is satisfied. A jump appears in the profile of s_i at the shock wave owing to the jump of v_i . The jump size of s_i is evaluated to be at $v_d/v_s = -Ngm/k \sim -1$ using the relation $ds_i/dt \sim (s_{i+1} - s_i)/(1/v_s) = v_{i+1} - v_i$. The whole profiles of s_i and v_i satisfy $s_i \sim (1/v_s)v_i$ from the same relation as that shown in Fig. 2. Here, $1/v_s$ is the time it takes for the shock wave to propagate by one particle. The relations of the jumps of the elongation of spring and the velocity correspond to the Rankine-Hugoniot relation for a shock wave in compressive fluids.

The width of a shock wave cannot be evaluated using such a physical argument. However, the linear equation eq. (1) can be exactly solved by the Fourier series expansion. The deviation s_i from the stationary solution satisfies

$$m \frac{d^2 s_i}{dt^2} = k(s_{i+1} - 2s_i + s_{i-1}). \quad (7)$$

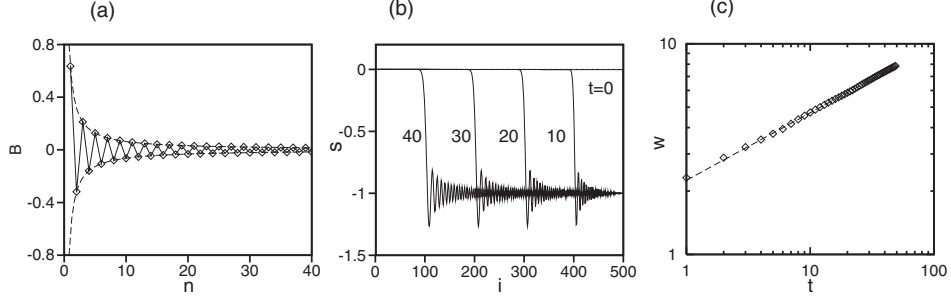


FIG. 3: (a) Fourier coefficients B_n vs n . (b) Snapshot profiles of s_i at $t = 0, 10, \dots, 40$ obtained using eq. (8). (c) Time evolution of the shock width $w(t)$ in a double-logarithmic plot. The dashed line is $w \sim t^{0.32}$.

Because of the definition $s_i = x_{i+1} - x_i - a - (mgi/k)$ and the boundary conditions for eq. (1), expressed as $x_0 = x_1 - a$ and $x_{N+1} = x_N + a$, the boundary conditions for s_i in eq. (7) are expressed as $s_0 = 0$ and $s_N = -Nmg/k$. Note that the difference $|s_0 - s_N|$ is equal to the jump size of s_i at the shock wave shown in Fig. 2(a). The initial conditions for $s_i(t)$ are $ds_i/dt = 0$, $s_i = 0$ for $1 \leq i \leq N-1$, and $s_i = -Nmg/k$ for $i = N$. Taking the boundary conditions into consideration, s_i can be expanded using the Fourier series as

$$s_i(t) = -\frac{mgi}{k} + \sum_{n=1}^N \sin \frac{\pi ni}{N} (A_n \sin \omega_n t + B_n \cos \omega_n t), \quad (8)$$

where A_n and B_n are the Fourier coefficients. The frequency ω_n is given by

$$\omega_n = \sqrt{\frac{2k}{m} \left(1 - \cos \frac{\pi n}{N}\right)} = 2\sqrt{\frac{k}{m}} \left|\sin \frac{\pi n}{2N}\right|. \quad (9)$$

The Fourier coefficients A_n are all zero from the initial condition $ds_i/dt = 0$. The Fourier coefficients B_n are calculated as

$$B_n = \frac{2}{N+1} \sum_{i=0}^N \sin \frac{\pi ni}{N} \left(s_i(0) + \frac{mgi}{k}\right). \quad (10)$$

Figure 3(a) shows the relationship of B_n vs n . The dashed curves are $\pm 0.635/n$. The Fourier coefficients $B_n \sim 0.635/n$ for odd n and $B_n \sim -0.635/n$ for even n , when n is relatively small. This is because B_n are approximately evaluated for $n/N \ll 1$ as

$$B_n \sim \frac{2}{N+1} \int_0^N \sin \frac{\pi nx}{N} \left(\frac{mgx}{k}\right) dx \sim (-1)^{n-1} \frac{2mgN}{\pi kn} \sim (-1)^{n-1} \frac{0.637}{n}.$$

Figure 3(b) shows $s_i(t)$ at $t = 0, 10, 20, 30$, and 40 obtained using eq. (8). The numerical result shown in Fig. 2(a) is reproduced. We have estimated the width w of the shock wave at the distance $i' - i$ between two points satisfying $s_i(t) = -0.1$ and $s_{i'} = -0.8$. w is approximately calculated using the interpolation method, because our system is discrete and the position of $s_i = -0.1$ or -0.8 cannot be obtained exactly. Figure 3(c) shows the time evolution of $w(t)$ in a double-logarithmic plot. The width increases in accordance with a power law $w(t) \sim t^\alpha$, where $\alpha \sim 0.32$. It increases owing to the dispersion of waves expressed by eq. (9). If $\omega_n = \sqrt{k/m}(\pi n/N)$ is substituted into eq. (8), the shock wave width is always 1 and the tail of the damping oscillation does not appear, or the shock wave is completely discontinuous.

There are two traveling waves in a system described by eq. (7), i.e., downward and upward waves. If only downward waves are taken into consideration, and the dispersion relation eq. (9) is approximated as $\omega(q) = 2\sqrt{k/m}|\sin(q/2)| \sim cq - \beta q^3$ with $q = \pi n/N$, $c = \sqrt{k/m}$, and $\beta = c/24$, the linearized Kortweg-de Vries (KdV) equation

$$\frac{\partial s}{\partial t} = c \frac{\partial s}{\partial z} + \beta \frac{\partial^3 s}{\partial z^3} \quad (11)$$

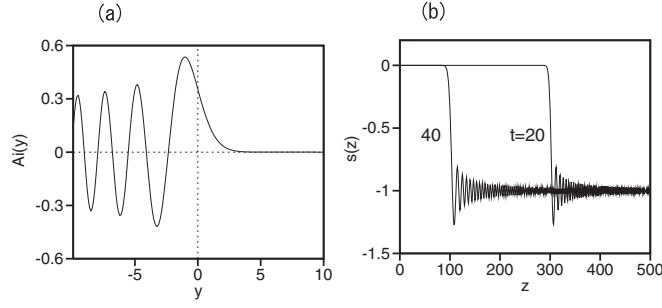


FIG. 4: (a) Airy function $Ai(y)$, and (b) shock wave solution at $t = 20$ and 40 obtained by eq. (14).

is derived by the continuum approximation of eq. (7). The general solution of this equation can be expressed via the Airy function $Ai(x)$ as [7]

$$s(z, t) = (3\beta t)^{-1/3} \int_{-\infty}^{\infty} Ai \left\{ \frac{-z - ct + z'}{(3\beta t)^{1/3}} \right\} s(z', 0) dz', \quad (12)$$

where $s(z, 0)$ is the initial value of $s(z, t)$ at $t = 0$. The Airy function can be expressed with the integral form

$$Ai(y) = \frac{1}{\pi} \int_0^{\infty} \cos \left(\frac{x^3}{3} + xy \right) dx. \quad (13)$$

Figure 4(a) shows the Airy function $Ai(y)$. Owing to the initial condition, $u(z, 0) = -Nmg/k$ for $z \geq N$ and $u(z, 0) = 0$ for $z < N$. The substitution of this initial condition into eq. (12) yields

$$s(z, t) = (3\beta t)^{-1/3} \frac{(-Nmg)}{k} \int_N^{\infty} Ai \left\{ \frac{-z - ct + z'}{(3\beta t)^{1/3}} \right\} dz' = \frac{(-Nmg)}{k} \int_{(N-z-ct)/(3\beta t)^{1/3}}^{\infty} Ai(y) dy. \quad (14)$$

That is, the solution $s(z, t)$ can be expressed with the integral of the Airy function and has a scaling form of $s(z, t) = \tilde{s}((N - z - ct)/(3\beta t)^{1/3})$. Figure 4(b) shows the profiles of $s(z)$ at $t = 20$ and $t = 40$ calculated using eq. (14) with $c = 10$ and $\beta = c/24 = 5/12$. The results in Figs. 2(a) and 3(b) are reproduced very well. A shock wave propagates with velocity c , and the width of the shock wave increases as t^α with $\alpha = 1/3$ owing to the dispersion effect. The tail structure of damping oscillation is due to the form of the Airy function $Ai(y)$ in the region of $y < 0$.

To summarize, we have shown a phenomenon similar to a shock wave in falling coupled harmonic oscillators. The jumps in the profiles of the velocity and the elongation of spring are evaluated. The shock wave solution can be exactly solved by the Fourier series expansion. The shock wave has a finite width and a tail of damping oscillation, and the width increases with time. This is different from the case of a continuous system of a falling elastic bar previously studied. The shock wave solution can be further approximated by the integral of the Airy function, which is a solution of the linearized KdV equation.

The solution can be mathematically solved; however, it is physically counterintuitive that particles behind a shock wave have a nearly constant velocity in the gravity field similar to the terminal velocity determined by the viscosity. The harmonic oscillators behind the shock wave are in an equilibrium state of forces, even though the oscillators are accelerated by gravity and compressed by the shock wave. The tail of damping oscillation is considered to be the harmonic oscillation of particles induced by compression by the shock wave, however, the mechanism of the damping remains to be clarified.

Our model system is very simple but shows unexpected behavior. Our model might be an instructive model in a basic course of mechanics. We expect that our simple model to be applied to the study of phenomena such as avalanche snowslides or landslides falling along a slope by incorporating the effect of friction or some other effects.

-
- [1] W. J. M. Rankine: Philos. Trans. Roy. Soc. London **160** (1870) 277.
 - [2] e.g., I. I. Glass: *Shock Wave and Man*, (Toronto Univ. Press, Toronto, 1974).
 - [3] J. M. Burgers: *The Nonlinear Diffusion Equation* (D. Reidel Publishing Company, Dordrecht-Boston, 1974).
 - [4] J. M. Aguirregabiria, A. Hernández, and M. Rivas: Am. J. Phys. **75** (2007) 583.

- [5] M. G. Calkin: Am. J. Phys. **61** (1993) 261.
- [6] R. C. Cross and M. S. Wheatland: Am. J. Phys. **80** (2012) 1051.
- [7] e.g., V. I. Karpman: *Nonlinear Waves in Dispersive Media* (Pergamon, Oxford, New York, 1975).