

# An Efficient Approach to Ab Initio Monte Carlo Simulation

Jeff Leiding<sup>1</sup> and Joshua D. Coe<sup>1,\*</sup>

<sup>1</sup>*Theoretical Division, Los Alamos National Laboratory, Los Alamos, NM, 87545*

(Dated: June 6, 2025)

## Abstract

We present a Nested Markov Chain Monte Carlo (NMC) scheme for building equilibrium averages based on accurate potentials such as density functional theory. Metropolis sampling of a reference system, defined by an inexpensive but approximate potential, is used to substantially decorrelate configurations at which the potential of interest is evaluated, thereby dramatically reducing the number needed to build ensemble averages at a given level of precision. The efficiency of this procedure is maximized on-the-fly through variation of the reference system thermodynamic state (characterized here by its inverse temperature  $\beta^0$ ), which is otherwise unconstrained. Local density approximation (LDA) results are presented for shocked states in argon at pressures from 4 to 60 GPa. Depending on the quality of the reference potential, the acceptance probability is enhanced by factors of 1.2-28 relative to unoptimized NMC sampling, and the procedure's efficiency is found to be competitive with that of standard ab initio molecular dynamics.

Scientific computation has evolved into an immensely powerful tool, sometimes referred to as the “third pillar” of science alongside theory and experiment[1]. The popularity of atomistic simulation in particular has grown due to its fundamental nature. Its predictivity can depend strongly on the intermolecular potential, however, and in this regard ab initio (AI) potentials have emerged as the de facto standard due to their combination of accuracy and generality.

Application of AI potentials in the context of molecular dynamics (AIMD) is quite pervasive[2], partly because MD’s deterministic character permits exploration of kinetics and mechanism in addition to thermodynamics. In certain equilibrium contexts requiring rare event sampling, however, determinism can be a liability. Such events form the basis of chemical[3, 4] and phase[5, 6] equilibrium under a wide range of thermodynamic conditions. Even though stochastic methods such as Markov Chain Monte Carlo (MC) may prove far more efficient in such contexts, one finds (with few exceptions) ab initio Monte Carlo (AIMC) sampling to be practically non-existent.

The challenge of combining MC with AI potentials is straightforward: schemes attempting one (or  $\mathcal{O}(1)$ ) single-particle steps or volume adjustments between potential evaluations produce serially-correlated samples. MD configurations are correlated as well, but less so than conventional MC because MD moves are collective. As a result, uncertainty in ensemble averages drops with the number of energy evaluations much more slowly in AIMC than in AIMD. Because the computational cost of AI energy evaluation routinely exceeds that of empirical potentials by four or more orders of magnitude, this additional expense has severely hindered the emergence of AIMC as a viable tool. It has been applied a modest number of times to small molecular clusters[7–10], but extension to the bulk has been rare. Wang et al.[11] made  $\mathcal{O}(N)$ -particle trial steps in simulation of bulk lithium, but obtained 50% acceptance at a maximum per-particle displacement of approximately 0.05 Å; AIMC can be made *much* more efficient than this, as we will demonstrate below.

Nested MC (NMC) methods[12] lessen correlation through introduction of a reference system designed to guide MC trial steps in the spirit of “smart” MC[13, 14]. In NMC a chain of  $M$  steps is taken with a simplified and less expensive potential (henceforth, the “reference potential”), each of which is accepted according to the Metropolis criterion based

on reference system energies

$$\alpha_{ij} = \min \left\{ 1, \frac{\pi_j^0 q_{ji}^0}{\pi_i^0 q_{ij}^0} \right\}. \quad (1)$$

$\alpha_{ij}$  is the probability of accepting a move from state  $i$  to state  $j$ ,  $\pi_i^0$  ( $\pi_j^0$ ) is the weight of state  $i$  ( $j$ ) in the reference distribution, and  $q_{ij}^0$  is the marginal probability of proposing the  $i \rightarrow j$  move. The potential of interest (henceforth, the “full potential”) is evaluated at the endpoints of the sequence, which is then accepted or rejected *in toto* on the basis of a modified Metropolis criterion built from both reference and full system energies

$$\alpha_{ij} = \min \left\{ 1, \frac{\pi_j \pi_i^0}{\pi_i \pi_j^0} \right\}. \quad (2)$$

Quantities without superscript are analogous to those defined previously, but for the full system, and  $q_{ji}/q_{ij}$  has been reexpressed in terms of  $\pi_i^0/\pi_j^0$ . Details and proof that this prescription recovers a Boltzmann-weighted distribution of states in the full system alone can be found elsewhere[12, 15]. This procedure increases the number of steps taken between full system energy evaluations *without* dramatically reducing the acceptance probability of the composite step.

Narrowing to the case of Boltzmann statistics,

$$\frac{\pi_j \pi_i^0}{\pi_i \pi_j^0} = e^{-\beta(u_j - u_i) + \beta^0(u_j^0 - u_i^0)}, \quad (3)$$

where  $u$  ( $u^0$ ) is the internal energy of the full (reference) system. For convenience we rewrite the argument of the exponential such that

$$\begin{aligned} \Delta W &\equiv -\beta(u_j - u_i) + \beta^0(u_j^0 - u_i^0) \\ &= -\beta(\delta u_{ij} + \theta \delta u_{ij}^0), \end{aligned} \quad (4)$$

where we have introduced the scaled temperature  $\theta = \beta^0/\beta$ . The acceptance probability of NMC steps is now written

$$\alpha_{ij} = \min(1, e^{\Delta W(\theta)}). \quad (5)$$

Nested AIMC has been used with some frequency[16–26] since the nested algorithm’s inception, often[16–20, 22] with greater than  $\mathcal{O}(1)$  single-particle steps per evaluation of (2). Previously[16] we enhanced efficiency by varying the thermodynamic state of the reference system (as defined by its pressure and temperature, for instance) so as to maximize the mean acceptance probability of nested steps. The method was based on an exact expression

for  $\bar{\alpha}_{ij}$  in the limit that  $i$  and  $j$  are fully decorrelated, which we then evaluated by statistically sampling  $\Delta W$  at a few hundred configurations drawn from the reference distribution. Because  $\beta$  is a free parameter when sampling the reference distribution, we readjusted it to maximize  $\bar{\alpha}_{ij}$  and then applied the reverse transformation to obtain an optimal  $\beta^0$ . While this produced large efficiency enhancements, the procedure was complicated and required an entirely separate simulation prior to production runs. Here we introduce a new optimization scheme that is simple, efficient, and capable of being implemented on-the-fly.

Maximization of  $\bar{\alpha}_{ij}$  in the manner described above was found also to reduce the absolute value of the first two moments  $\overline{\Delta W}$  and  $\sigma^2(\Delta W)$  of the  $\Delta W$  distribution; this is reasonable given that  $\Delta W \propto \delta(0)$  would yield unit acceptance probability. Here we reverse the emphasis by minimizing  $\sigma^2(\Delta W)$  directly as a means of enhancing acceptance probability. Standard rules of variance manipulation yield

$$\sigma^2(\Delta W) = \beta^2(A - 2B\theta + A^0\theta^2), \quad (6)$$

where we have introduced

$$A \equiv \sigma^2(u_i) + \sigma^2(u_j) - 2 \operatorname{cov}(u_i, u_j) = \sigma^2(\delta u_{ij}), \quad (7)$$

$$A^0 \equiv \sigma^2(u_i^0) + \sigma^2(u_j^0) - 2 \operatorname{cov}(u_i^0, u_j^0) = \sigma^2(\delta u_{ij}^0), \quad (8)$$

and

$$B \equiv \operatorname{cov}(u_i, u_i^0) + \operatorname{cov}(u_j, u_j^0) - \operatorname{cov}(u_i, u_j^0) - \operatorname{cov}(u_i^0, u_j). \quad (9)$$

Minimal variance requires that  $\frac{d\sigma^2(\Delta W)}{d\theta} = 0$  and  $\frac{d^2\sigma^2(\Delta W)}{d\theta^2} > 0$ , implying that for optimal  $\theta$

$$\theta^* \equiv \frac{(\beta^0)^*}{\beta} = \frac{B}{A^0} \quad (10)$$

and

$$A^0 > 0, \quad (11)$$

respectively. The temperature of interest is that of the full system, whereas the reference system was introduced merely for convenience; therefore variation of  $\theta$  is performed at constant  $\beta$ . In all of our simulations we found  $B > 0$ , in which case (11) amounts to the restriction that  $(\beta^0)^*$  remain positive as well. Note that (10) is symmetric with respect to interchange of  $i$  and  $j$ .

The approach introduced here can thus be summarized as follows. The full potential is evaluated at an initial configuration  $i$ , then a sequence of steps (each tested with (1)) is taken in the reference system; this chain is made as long as possible up to the correlation length of the reference potential. The full potential is then reevaluated at  $j$  and the entire sequence is accepted or rejected as a unit according to (2) and assuming  $\theta=1$ . This sequence is repeated a predetermined number of times (here, 10), at which point  $\theta$  is updated on the basis of (10) using the reference and full system energies at sampled points  $i$  and  $j$ . The update procedure is repeated at regular intervals using aggregated statistics until  $\theta$  converges to its limiting value  $\theta^*$ . It is important to note that all full system configurations sampled in this process are suitable for inclusion in ensemble averages: only their statistical significance is affected (i.e., enhanced via reduced serial correlation) by the optimization process.

We tested the algorithm on a system of 100 argon atoms at states taken from [27], spanning pressures from 4 to 60 GPa along the Hugoniot. The full system was characterized by plane-wave density functional theory (LDA)[28] calculations performed with the Vienna ab initio simulation package (VASP)[29–32]. DFT calculations were made at the Baldereschi mean value point[33] of the Brillouin zone, using the projector augmented wave method[34, 35] and a plane wave cutoff of 350 eV. NMC results were compared with those of AIMD performed at constant volume and temperature using Nosé-Hoover[36, 37] thermostating with a 40 fs relaxation time. The time step was 1 fs. Two different reference systems defined by exponential-6 (EXP6) potentials were employed, one (**I**) a “good” match to DFT and the other (**II**) a “poor” one. Potential parameters are provided in the appendix. Because NMC imposes no restriction on the reference steps other than that of detailed balance[15], we chose to employ hybrid Monte Carlo (HMC)[38, 39] simulations performed with DL\_POLY[40]. Reference system MD chains comprised 20-50 1 fs time steps (depending on the correlation time of the reference potential) taken with the time-reversible velocity Verlet integrator[41]. Initial momenta were sampled from a Maxwell-Boltzmann distribution.

The optimization procedure converged to  $\theta^*$  very quickly, as reflected in Figure 1. There we show  $\overline{\Delta W}$  and  $\sigma^2(\Delta W)$  for **II** as a function of  $\theta$  adjustments made at 10 NMC step intervals: both quantities were essentially converged *after a single adjustment*. The acceptance probability thereby increased dramatically based on a mere 11 evaluations of the full potential, after which it evolved little for the duration of the simulation. We continued to update  $\theta$  up to 500 NMC steps (50 updates), but there was little change after the first 5-10

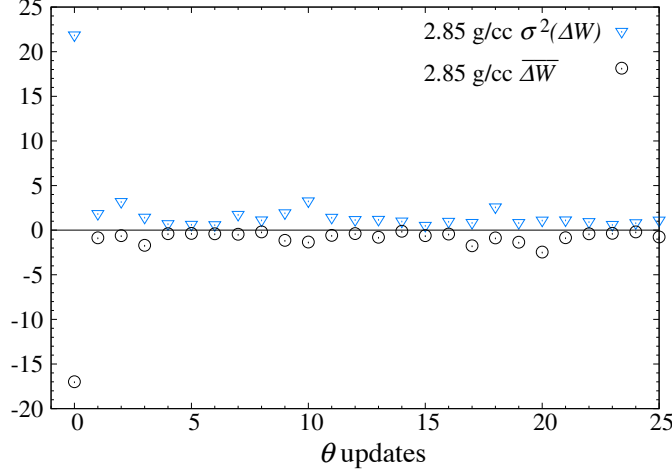


FIG. 1: Convergence of  $\overline{\Delta W}$  and  $\sigma^2(\Delta W)$  as a function of  $\theta$  updates, made at 10 NMC step intervals. The moments are essentially converged in a single adjustment.

iterations.

Figure 2 provides final histograms of  $\Delta W$  for each reference system at  $\rho=2.85$  g/cc. Optimization significantly shifted and tightened the distribution of both reference potentials, but more dramatically so in the case of **II**. Although one would expect (rightly) the superior efficiency of **I** on the basis of the figure, the final distributions are actually quite similar. This suggests that optimization compensated strongly for shortcomings in the reference potential. Such a feature is very encouraging given that argon’s physics are particularly simple, and for most systems one would not expect to find a reference potential at the fidelity level of **I**.

These points are reinforced by the data in Table I.  $\bar{\alpha}_{ij}$  and deviation of  $\theta^*$  from unity largely reflect the quality of the reference potential, and clearly illustrate the advantages of **I**. Optimized mean acceptances  $\bar{\alpha}_{ij}^*$  were, on the other hand, much more similar than the unoptimized, reinforcing the fact that differences in reference potential quality were partially erased by the optimization procedure. The speedup factors for **II** were considerably larger than those for **I**. The reference temperature fell upon optimization in all cases, presumably reflecting the neglect of many-body stabilization in the reference potential.

The Hugoniot as calculated with unoptimized and optimized NMC and traditional AIMD is shown in Figure 3. Errors on the mean were evaluated by block averaging and accounted for serial correlation in optimal fashion[42]; error bars are smaller than the symbol sizes. As expected, both versions of the NMC algorithm converged to the MD results. Additional

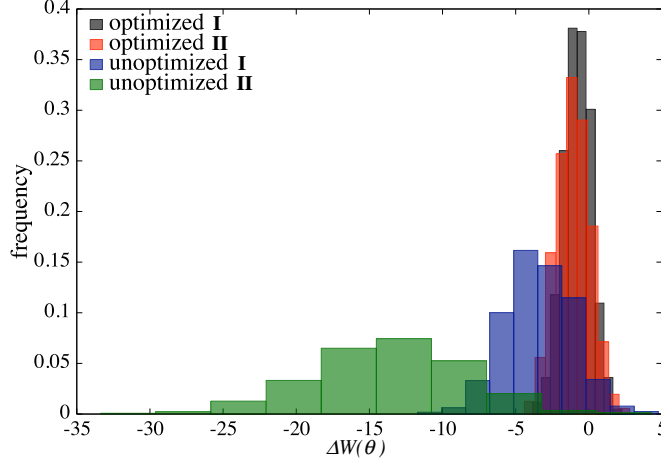


FIG. 2: Final  $\Delta W$  distributions for  $\rho=2.85$  g/cc. Optimization shifts  $|\overline{\Delta W}|$  and  $\sigma^2(\Delta W)$  to much smaller values, but variation is more dramatic for reference potential **II**.

TABLE I: NMC optimized and unoptimized results for both reference potentials.  $\overline{\alpha}_{ij}$  is the mean acceptance probability (%) over the course of the simulation and the \* indicates optimization. Speedup is defined as  $\overline{\alpha}_{ij}^*/\overline{\alpha}_{ij}$ .

$\rho(\text{g/cc})$	T(K)	Potential	$\theta^*$	$\overline{\alpha}_{ij}$	$\overline{\alpha}_{ij}^*$	Speedup
2.3	1163	<b>I</b>	1.06	35.16	42.02	1.20
2.5	2597	<b>I</b>	1.16	30.19	58.24	1.93
2.85	7873	<b>I</b>	1.23	24.85	63.37	2.55
3.2	13690	<b>I</b>	1.19	38.26	65.18	1.70
3.5	17700	<b>I</b>	1.12	52.94	71.34	1.35
2.3	1163	<b>II</b>	1.37	8.61	36.23	4.21
2.5	2597	<b>II</b>	1.53	2.79	51.00	18.28
2.85	7873	<b>II</b>	1.64	1.90	53.29	28.05
3.2	13690	<b>II</b>	1.57	4.27	57.57	13.48

deviation from experiment is a reflection of the electronic structure level, not the sampling method.

While NMC requires fewer ab initio calculations to reach a given level of error than does AIMD, AIMD requires fewer SCF cycles per energy evaluation due to density restarting.

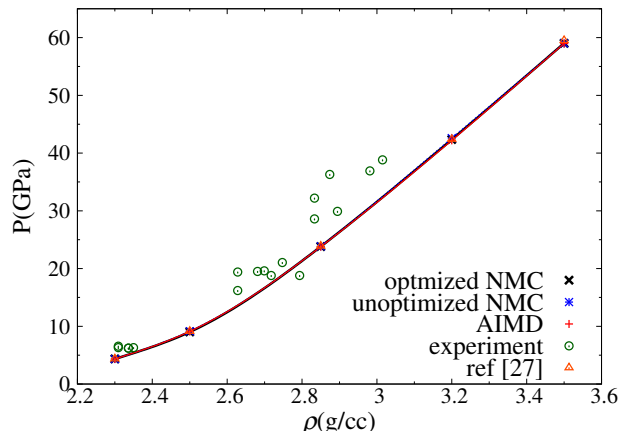


FIG. 3: Argon Hugoniot as computed with NMC (optimized and unoptimized) based on **I**, AIMD, and from experiment[43, 44]. Errors on the mean were evaluated by block averaging as described in [42] and are smaller than the symbol sizes.

Therefore we compare total SCF cycles as a more reliable proxy for actual wall time (assuming the cost of reference system calculations to be relatively negligible). Convergence of the error of the mean pressure at 2.85 g/cc for **I** is shown in Figure 4, and final results for all states in Table II. While AIMD most often required fewer total cycles to reach a given error, optimized NMC is competitive in most cases and in a few, superior. Optimization consistently lowered the number of cycles required for NMC error convergence to a given level, in some cases quite sharply. These reductions were even more dramatic for **II**, where the reference system is a poorer approximant to the full (data not shown).

We have introduced a thermodynamically-optimal nested scheme for accelerating equilibrium AIMC sampling. Our method yields 40-70% acceptance of  $N$ -particle moves having a mean per-particle displacement of 1.0 Å in bulk argon; this figure is at least an order of magnitude larger than that of [11], as described above. Others have attempted to optimize NMC reference potentials on-the-fly[22, 25, 26], but our technique is simpler (only one parameter to optimize in the canonical ensemble) and more efficient (less than a dozen energy evaluations needed to roughly maximize the acceptance probability) than these alternatives. Ref. [24], for instance, varies  $\beta^0$  randomly.

While AIMD remains more efficient than AIMC in the strictly configurational context examined here, our canonical implementation is readily extendable to other ensembles (see



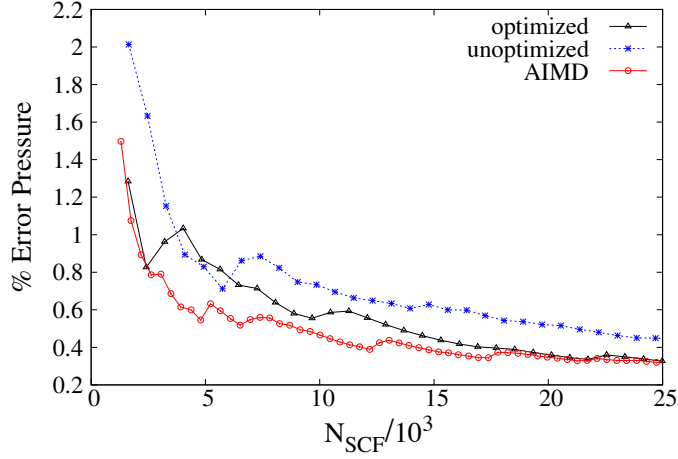


FIG. 4: Convergence of error in ensemble-averaged pressure for **I** at  $\rho=2.85$  g/cc, as a function of total SCF cycles.

TABLE II: Statistical comparison of AIMD, optimized NMC, and unoptimized NMC based on **I**. The number of SCF cycles reported is that required to reach an error on the mean of less than 0.5%. Errors were calculated by block averaging[42].

$\rho$ (g/cc)	$N_{SCF}$ Energy			$N_{SCF}$ Pressure		
	AIMD	opt	unopt	AIMD	opt	unopt
2.3	32848	23508	24655	18993	13755	19497
2.5	5907	9802	>40415	5695	10954	>40415
2.85	3917	5239	18065	9140	13681	21379
3.2	1109	4739	5712	6244	8579	12433
3.5	4432	4556	6648	5392	4206	9096

Appendix). We anticipate the true advantages of the method to emerge only upon extension to ensembles requiring rare event sampling, such as Gibbs[5], grand canonical[45, 46], and  $N_{atoms}$ PT[3]. This work will be presented in future publications.

We thank the Advanced Simulation and Computing (ASC) program for funding, Joel Kress for technical assistance, and Carl Greeff and Sam Shaw for helpful comments on the manuscript. LANL is operated by Los Alamos National Security, LLC, for the NNSA of the U.S. DOE under Contract No. DE-AC52-06NA25396.

## APPENDIX

*Extension:* It is straightforward (but somewhat tedious) to show that a procedure analogous to that presented above can be applied in the isothermal-isobaric ensemble as well. Optimal values of scaled temperature and pressure in the reference system are

$$\theta^* = \frac{BC - DD^0}{A^0C - (D^0)^2} \quad (12)$$

$$\eta^* \equiv \frac{(P^0)^*}{P} = \frac{1}{\theta^*} + \frac{A^0D - BD^0}{P(BC - DD^0)} \quad (13)$$

where  $A^0$  and  $B$  are as defined in the text and

$$C \equiv \sigma^2(v_i) + \sigma^2(v_j) - 2 \text{cov}(v_i, v_j) = \sigma^2(\delta v_{ij}) \quad (14)$$

$$D \equiv \text{cov}(u_i, v_i) + \text{cov}(u_j, v_j) - \text{cov}(u_i, v_j) - \text{cov}(u_j, v_i) \quad (15)$$

$$D^0 \equiv \text{cov}(u_i^0, v_i) + \text{cov}(u_j^0, v_j) - \text{cov}(u_i^0, v_j) - \text{cov}(u_j^0, v_i). \quad (16)$$

Proof and exploration of these results will be presented in a future publication.

*Reference potentials:* The EXP6 potential is of the form:

$$U^0 = A \exp(-r/\rho) - C/r^6 \quad (17)$$

Potential **I**:  $A = 58672.91$  kcal/mol,  $\rho = 0.3112\text{\AA}$ ,  $C = 1578.39$  kcal/mol  $\text{\AA}^6$ . Potential **II**:  $A = 37517.53$  kcal/mol,  $\rho = 0.3225\text{\AA}$ ,  $C = 1548.80$  kcal/mol  $\text{\AA}^6$ .

---

\* Electronic address: jcoe@lanl.gov.

- [1] P. I. T. A. Committee, *Computational science: Ensuring america's competitiveness* (2005).
- [2] D. Marx and J. Hutter, *Ab Initio Molecular Dynamics: Basic Theory and Advanced Methods* (Cambridge University Press, 2009).
- [3] M. S. Shaw, J. Chem. Phys. **94**, 7550 (1991).
- [4] J. K. Johnson, Adv. Chem. Phys. **105**, 461 (1999).
- [5] A. Z. Panagiotopoulos, J. Phys.: Condens. Matter **12**, R25 (2000).
- [6] J. I. Siepmann, Adv. Chem. Phys. **105**, 443 (1999).
- [7] J. Jellinek, S. Srinivas, and P. Fantucci, Chem. Phys. Lett. **288**, 705 (1998).

- [8] P. Bandyopadhyay, S. Ten-No, and S. Iwata, *Mol. Phys.* **96**, 349 (1999).
- [9] T. Asada, H. Haraguchi, and K. Kitaura, *J. Phys. Chem. A* **105**, 7423 (2001).
- [10] L. S. Pedroza and A. J. R. da Silva, *Phys. Rev. B* **75**, 245331 (2007).
- [11] S. Wang, S. J. Mitchell, and P. A. Rikvold, *Comput. Mater. Sci.* **29**, 141 (2004).
- [12] R. Iftimie, D. Salahub, D. Wei, and J. Schofield, *J. Chem. Phys.* **113**, 4852 (2000).
- [13] P. J. Rossky, J. D. Doll, and H. L. Friedman, *J. Chem. Phys.* **69**, 4628 (1978).
- [14] M. Rao, C. Pangali, and B. J. Berne, *Mol. Phys.* **37**, 1773 (1979).
- [15] L. D. Gelb, *J. Chem. Phys.* **118**, 7747 (2003).
- [16] J. D. Coe, T. D. Sewell, and M. S. Shaw, *J. Chem. Phys.* **131**, 074105 (2009).
- [17] I.-F. W. Kuo, C. J. Mundy, M. J. McGrath, J. I. Siepmann, J. VandeVondele, M. Sprik, J. Hutter, B. Chen, M. L. Klein, F. Mohamed, et al., *J. Phys. Chem. B* **108**, 12990 (2004).
- [18] M. J. McGrath, J. I. Siepmann, I.-F. W. Kuo, C. J. Mundy, J. VandeVondele, J. Hutter, F. Mohamed, and M. Krack, *Chem. Phys. Chem.* **6**, 1894 (2005).
- [19] M. J. McGrath, J. I. Siepmann, I.-F. W. Kuo, C. J. Mundy, J. VandeVondele, M. Sprik, J. Hutter, F. Mohamed, M. Krack, and M. Parrinello, *Comp. Phys. Comm.* **169**, 289 (2005).
- [20] M. J. McGrath, J. I. Siepmann, I.-F. W. Kuo, C. J. Mundy, J. VandeVondele, J. Hutter, F. Mohamed, and M. Krack, *J. Phys. Chem. A* **110**, 640 (2006).
- [21] M. J. McGrath, I.-F. W. Kuo, J. N. Ghogomu, C. J. Mundy, and J. I. Siepmann, *J. Phys. Chem. B* **115**, 11688 (2011).
- [22] L. D. Gelb and T. N. Carnahan, *Chem. Phys. Lett.* **417**, 283 (2006).
- [23] P. Bandyopadhyay, *Theor. Chem. Acc.* **120**, 307 (2008).
- [24] P. Bandyopadhyay, *Chem. Phys. Lett.* **556**, 341 (2013).
- [25] A. Nakayama, N. Seki, and T. Taketsugu, *J. Chem. Phys.* **130**, 024107 (2009).
- [26] S. Bulusu and R. Fournier, *J. Chem. Phys.* **136**, 064112 (2012).
- [27] J. H. Carpenter, S. Root, K. R. Cochrane, D. G. Flicker, and T. R. Mattsson, *Tech. Rep. SAND2012-7991*, Sandia National Laboratory (2012).
- [28] J. P. Perdew and A. Zunger, *Phys. Rev. B* **23**, 5048 (1981).
- [29] G. Kresse and J. Hafner, *Phys. Rev. B* **47**, 558 (1993).
- [30] G. Kresse and J. Hafner, *Phys. Rev. B* **49**, 14251 (1994).
- [31] G. Kresse and J. Furthmüller, *Comput. Mater. Sci.* **6**, 15 (1996).
- [32] G. Kresse and J. Furthmüller, *Phys. Rev. B* **54**, 11169 (1996).

- [33] A. Baldereschi, Phys. Rev. B **7**, 5212 (1973).
- [34] P. E. Blöchl, Phys. Rev. B **50**, 17953 (1994).
- [35] G. Kresse and D. Joubert, Phys. Rev. B **59**, 1758 (1999).
- [36] S. Nosé, J. Chem. Phys. **81**, 511 (1984).
- [37] W. G. Hoover, Phys. Rev. A **31**, 1695 (1985).
- [38] S. Duane, A. D. Kennedy, B. J. Pendleton, and D. Roweth, Phys. Lett. B **195**, 216 (1987).
- [39] B. Mehlig, D. W. Heermann, and B. M. Forrest, Phys. Rev. B **45**, 679 (1992).
- [40] W. Smith, C. W. Yong, and P. M. Rodger, Mol. Sim. **28**, 385 (2002).
- [41] W. C. Swope, H. C. Andersen, P. H. Berens, and K. R. Wilson, J. Chem. Phys. **76**, 637 (1982).
- [42] H. Flyvbjerg and H. G. Petersen, J. Chem. Phys. **91**, 461 (1989).
- [43] W. J. Nellis and A. C. Mitchell, J. Chem. Phys. **73**, 6137 (1980).
- [44] M. van Thiel and B. J. Alder, J. Chem. Phys. **44**, 1056 (1966).
- [45] G. E. Norman and V. S. Filinov, High Temp. (USSR) **7**, 216 (1969).
- [46] D. J. Adams, Mol. Phys **28**, 1241 (1974).