

The Parsec-Scale Structure of the Newer TeV Blazars

B. Glenn Piner^{1,a} and Philip G. Edwards²

¹*Department of Physics and Astronomy, Whittier College, Whittier, CA, USA*

²*CSIRO Astronomy and Space Science, Epping NSW, Australia*

Abstract. We expand our previous studies of the parsec-scale structure of TeV blazars by presenting first-epoch images from VLBA monitoring of ten newer TeV HBLs. All ten sources were successfully detected and imaged, and all showed a one-sided core-jet structure. Many display a morphology common to TeV HBLs: a short, collimated jet followed by a transition to low surface brightness extended emission with a much broader opening angle. The newly detected TeV HBLs tend to be fainter in the radio; the median core flux density was 22 mJy, and the median brightness temperature was 8×10^9 K. The brightness temperatures are well below the equipartition limit, and thus the VLBI cores do not require strong beaming, consistent with the modest values of Doppler and Lorentz factors found in the VLBI jets of TeV HBLs by other studies, and contrasting with the strong beaming generally required by the TeV emission. We study the full sample of TeV HBLs that have been observed with VLBI, and find a correlation between TeV flux and VLBI core brightness temperature, suggesting different but correlated beaming factors for the TeV and radio emission. We present a discussion of these observations in the context of velocity structures in the jets of the TeV HBLs.

1 Introduction and Background

The number of TeV blazars has grown rapidly over the past few years; the current generation of ground-based TeV gamma-ray telescopes has detected a total of 58 AGN as of this writing (tevcad.uchicago.edu). The majority of these (41 of 58, or about 70%) belong to the class of high-frequency peaked BL Lac objects, or HBLs. Some of these TeV HBLs have displayed remarkable variability in their TeV gamma-ray emission on time scales as short as a few minutes [1, 2]. Although a variety of ideas has been proposed to explain this dramatic variability (e.g., [3–6]), they share the common feature of high bulk Lorentz factors for the gamma-ray emitting plasma in the relativistic jets of at least $\gtrsim 25$. High bulk Lorentz factors are also typically used to model TeV blazar spectral energy distributions (e.g., [7]).

Imaging the jets of these blazars directly on the parsec-scale requires VLBI. Most HBLs are relatively faint in the radio, so they are not well represented in large VLBI monitoring projects. We have previously reported multi-epoch VLBI kinematic results for 11 established TeV HBLs (six in [8], and an additional five in [9])¹.

A major result of those kinematic analyses was the absence of any rapidly moving features in the jets of TeV HBLs; all components in all 11 sources were either stationary or slowly moving ($< \sim 1c$). Slow apparent speeds of VLBI components in specific TeV HBLs has been con-

firmed by numerous other studies (e.g., [10–14], although note that TeV-detected IBLs such as 3C 66A and BL Lac do show rapidly moving components). While effects other than slow bulk motion can produce slow apparent speeds of components, the complete absence of *any* rapidly moving features in *all* of these jets, after as much as 20 years of VLBA monitoring (for Mrk 421 and Mrk 501), and even after powerful flares [10], is very distinct from the behavior of other types of gamma-ray blazars, which show frequent superluminal ejections (e.g., [15]). Taken together with other measured radio properties, such as the brightness temperatures and core dominance [16, 17], the VLBI data imply only modest bulk Lorentz factors in the parsec-scale radio jets of TeV HBLs. (Note that, because the sources appear one-sided on parsec scales, the VLBI data do require that the sources be at least modestly relativistic.) This discrepancy between the Doppler factors estimated from the gamma-ray data and at other wavelengths has been named the “Doppler Crisis” of TeV blazars.

An obvious explanation for the Doppler Crisis is that the radio and gamma-ray emission are produced in different parts of the jet with different bulk Lorentz factors. Several variants of this scenario have been proposed including decelerating jets [18], spine-sheath structures [19], faster moving leading edges of blobs [20], and ‘minijets’ within the main jet [21], but they all imply that the jets of HBLs contain significant velocity structures. Some of these putative velocity structures, such as a fast spine and slow sheath, may under certain conditions produce observable signatures in VLBI images, such as limb brightening of the transverse jet structure. Limb brightening has in-

^ae-mail: gpiner@whittier.edu

¹These 11 sources are: Mrk 421, H 1426+428, Mrk 501, 1ES 1959+650, PKS 2155–304, and 1ES 2344+514 by [8], and 1ES 1101–232, Mrk 180, 1ES 1218+304, PG 1553+113, and H 2356–309 by [9].

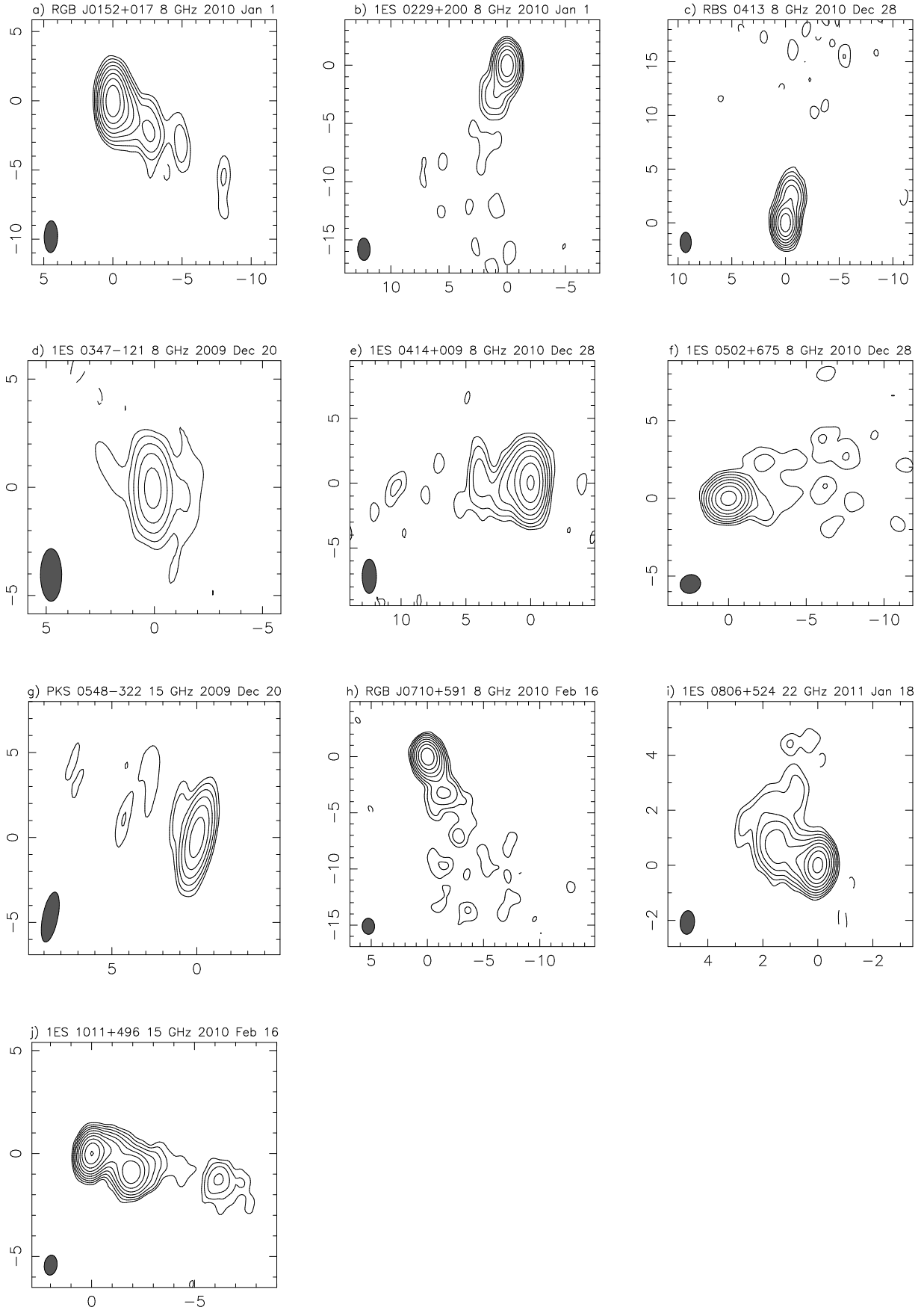


Figure 1. VLBA images. Axes are in milliarcseconds. Lowest contours are three times the rms noise level, other contours are each a factor of two higher. Peak flux densities are 35, 17, 19, 5, 24, 15, 20, 28, 62, and 108 mJy beam^{-1} for Figures a to j, respectively. Rms noise levels are 0.05, 0.05, 0.03, 0.07, 0.06, 0.03, 0.14, 0.04, 0.06, and 0.07 mJy beam^{-1} for Figures a to j, respectively.

deed been observed in VLBI images of both Mrk 421 and Mrk 501 [8, 14, 22–24].

These arguments for velocity structures in the jets of TeV HBLs are consistent with recent developments in radio-loud AGN unification [25, 26]. In this unification work, radio-loud AGN are divided into two distinct sub-populations that constitute a ‘broken power sequence’. The ‘weak’ jet sub-population (corresponding to HBLs when viewed at a small angle) follows a de-beaming curve that requires velocity gradients in the jets, such as a decelerating or spine-sheath jet; see also the similar arguments in earlier unification work by [27]. The TeV HBLs may thus represent the small viewing angle peak of a second radio-loud population with a fundamentally different jet structure from the more powerful blazars.

We are presently taking advantage of both the rapidly growing TeV blazar source list and the upgraded sensitivity of the Very Long Baseline Array (VLBA) to expand our previous work on the parsec-scale structure of TeV HBLs. Our full sample for study now includes all HBLs in TeVCat north of -40° (currently 38 out of 41). In this proceeding, we present our first-epoch VLBA images of ten newer TeV HBLs discovered during the years 2007 to 2009, several of which had never before been imaged with VLBI.

2 Observations

We observed the ten TeV blazars RGB J0152+017, 1ES 0229+200, RBS 0413 (0317+185), 1ES 0347–121, 1ES 0414+009, 1ES 0502+675, PKS 0548–322, RGB J0710+591, 1ES 0806+524, and 1ES 1011+496 with the VLBA at one epoch each between 2009 and 2011, under observing codes BE055 and BE057. The main goal of the single-epoch observations was to see if the sources had parsec-scale structure suitable for multi-epoch monitoring. Observing frequencies ranged from 8 to 22 GHz, depending on source brightness. Earlier observations (BE055) used a data rate of 256 Mbps, while the later observations (BE057) used a higher data rate of 512 Mbps. The average observing time per epoch was five hours. Observations were done in phase-referencing mode for seven of the ten sources, both to aid in detection and to obtain precise mas-scale positions. Data were calibrated in AIPS, and imaged in Difmap.

3 Results

All ten sources were successfully detected and imaged; the VLBA images are shown in Figure 1. All ten sources show a one-sided core-jet structure, and we successfully modeled these structures with a circular Gaussian core and from one to four circular Gaussian jet components. Many of the sources (most notably 1ES 0229+200, RBS 0413, 1ES 0502+675, and RGB J0710+591) show a parsec-scale morphology that is very common among the TeV HBLs: a collimated jet a few milliarcseconds in length, followed by a transition to a large region of low surface brightness extended emission with a much broader opening an-

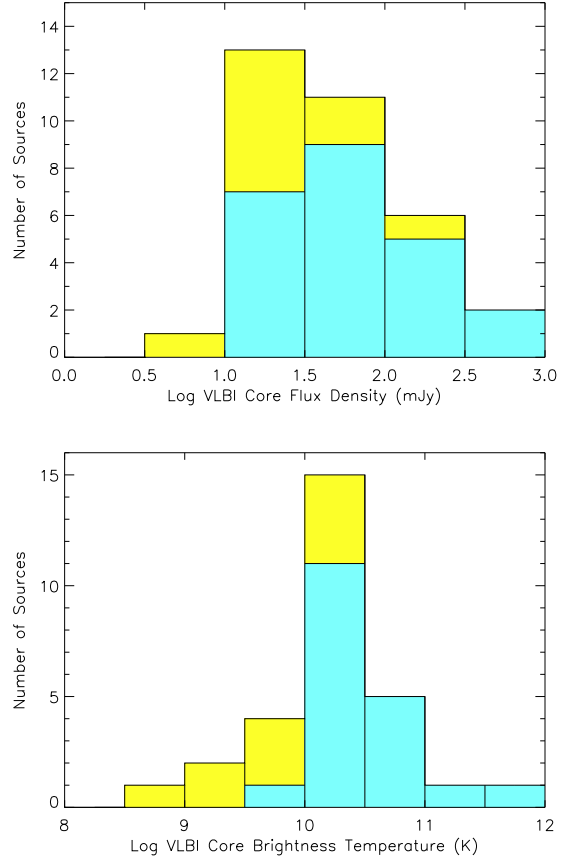


Figure 2. Distributions of VLBI core flux density (a, top) and source-frame brightness temperature (b, bottom) for 33 TeV HBLs. Sources from this paper are shown in yellow. Four unresolved sources do not appear in the brightness temperature distribution.

gle beyond a few milliarcseconds from the core, suggestive of a lower-momentum flow. This type of morphology is reminiscent of the similar parsec-scale morphology of the brighter TeV blazars Mrk 421 and Mrk 501 (e.g., [23, 24]). At least two of the sources (1ES 0502+675 and RGB J0710+591) show a limb-brightened jet region before the transition to low surface brightness extended emission.

The flux densities of the VLBI cores of these ten sources range from 5 mJy (for 1ES 0347–121) to 106 mJy (for 1ES 1011+496), with a median of 22 mJy. These VLBI core components are partially resolved, and their source-frame brightness temperatures range from 8×10^8 K (for 1ES 0347–121) to 3×10^{10} K (for 1ES 1011+496), with a median of 8×10^9 K². Figure 2 shows the distributions of core flux densities and source-frame brightness temperatures for all TeV HBLs imaged with VLBI to date. The ten sources from this paper are shown in yellow. Of the 33 sources in Figure 2a, the VLBI data for 21 are from our work ([8, 9], and this paper), five are from the MO-

²For non-radio astronomer readers, note that brightness temperature is not a physical temperature, but a convenient radio-astronomical means of characterizing surface brightness.

JAVE program, six are from VLBI data archived at astro-geo.org, and one is from [28]. Figure 2b shows the brightness temperatures of the 29 cores from Figure 2a that are not unresolved. For sources observed at multiple epochs, the epoch giving the median brightness temperature has been used in Figure 2. Note in Figure 2 that more recent TeV detections (the sources from this paper, shown in yellow) are pushing toward fainter VLBI flux densities and lower brightness temperatures that require greater sensitivity to successfully image.

The observed brightness temperatures of the TeV HBLs in Figure 2b cluster around relatively low values of a few times 10^{10} K, as was also found by [16]. They thus do not require *any* relativistic beaming to avoid either the inverse Compton or the equipartition brightness temperature limits [29, 30]; however, their one-sided morphology does imply at least modest Doppler boosting. As well as can be determined from the single-epoch VLBI data presented here, the ten new sources imaged for this paper display properties consistent with the relatively low values of the Lorentz factor and Doppler factor found in the parsec-scale radio jets of other TeV HBLs (see § 1).

4 Discussion

There are at least three independent lines of evidence that velocity structures likely exist and play a large role in the observational properties of HBLs:

1. The “Doppler Crisis”, discussed earlier (§ 1).
2. Unification arguments (e.g., [25–27]).
3. Transverse features in VLBI images that may be caused by spine-sheath velocity structures [8, 14, 22, 23].

Given the mounting evidence for velocity structures in HBL jets, we suggest that the so-called Doppler Crisis is actually not a crisis; the difference in the derived values of the Doppler and Lorentz factors at different wavelengths is likely real. Because such velocity structures are required for unification of the weak-jet sources, it would instead be a “crisis” if these lower Doppler and Lorentz factors were *not* observable in the VLBI imaging.

If beaming factors in the TeV and radio are indeed different for the TeV HBLs, then it is important to know whether they are different and *correlated* or different and *uncorrelated*. In order to investigate this, we have computed partial correlation coefficients between the TeV flux (taken from TeVCat for most sources; that site quotes a typical flux value for most variable sources), and the measured VLBI properties of the sample of TeV HBLs shown in Figure 2. Such correlations have been reported with Fermi gamma-ray fluxes for blazars in the MOJAVE survey (e.g., [31]), and between the Fermi and radio fluxes for a sample of TeV blazars by [32]. We use partial Pearson correlation coefficients with the effects of redshift removed (e.g., [33]), to help avoid the effects of a common distance (e.g., [34]).

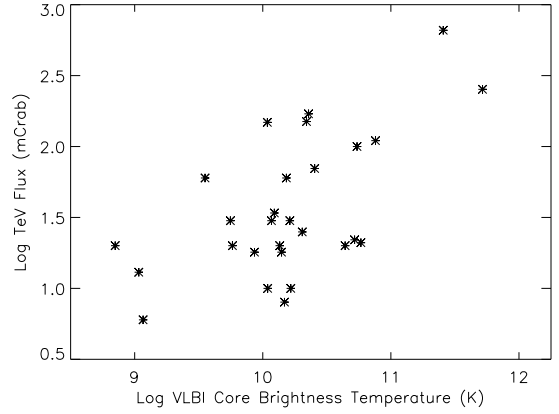


Figure 3. TeV flux (in milliCrabs) versus observer-frame VLBI core brightness temperature for 28 TeV HBLs.

We find only a weakly significant partial correlation between the TeV flux and the VLBI core flux density, with a significance of 0.03. We find a much stronger partial correlation between the TeV flux and the median VLBI core brightness temperature, with a significance of 2.1×10^{-3} , suggesting that the *compactness* of the VLBI core is important. This correlation is shown in Figure 3 for the 28 TeV HBLs with both a TeV flux and a VLBI brightness temperature measurement. The existence of this correlation, together with the low values for the brightness temperatures, suggests *different yet correlated* Doppler factors for the VLBI core and TeV-emitting regions, as suggested, for example, in the model by [20]. These preliminary correlations will be investigated in more detail using the VLBA data for a larger sample of TeV HBLs that we are currently obtaining.

The size scale of the VLBI core then seems to be the critical size where there are correlations between the gamma-ray emission and the radio properties for the TeV HBLs. This is consistent with observations of VLBI core variability possibly correlated with gamma-ray flares in Mrk 421 [10, 35]. However, as evidenced by the uniformly slow apparent speeds measured to date in the TeV HBLs, such correlations seem to disappear by the scales associated with the VLBI jets. These jets seem to be decoupled from the higher energy emission; for example, even large flares in Mrk 421 have not typically been followed by major events in its parsec-scale jet [10, 36]. (Note the possible exception of a superluminal *inward* motion following a large X-ray flare in Mrk 421 [37], also see the further discussion of that result by [12].)

5 Conclusions

We are currently obtaining a significant amount of further VLBA data on the TeV HBLs, which will enable us to expand the studies discussed here. We are in the midst of multi-epoch monitoring of eight of the ten new sources discussed in this paper (the other two are now included in

the MOJAVE program), and VLBI kinematic information for these eight should be available soon.

We are also using the upgraded VLBA to obtain both deep high-frequency images of some of the brighter TeV HBLs to investigate possible transverse jet velocity structures, and first-epoch images of 12 new TeV HBLs discovered since 2010. This will bring the total number of TeV HBLs imaged in our program to 33. Pending detectable parsec-scale structure in those first-epoch images, those 12 sources will also be followed up with multi-epoch monitoring. All images and VLBA data files from our TeV HBL observing program are available online at: www.whittier.edu/facultypages/gpiner/research/archive/archive.html.

References

- [1] Albert, J., Aliu, E., Anderhub, H., et al., *ApJ* **669**, 862 (2007)
- [2] Aharonian, F., Akhperjanian, A. G., Bazer-Bachi, A. R., et al., *ApJ* **664**, L71 (2007)
- [3] Begelman, M. C., Fabian, A. C., & Rees, M. J., *MNRAS* **384**, L19 (2008)
- [4] Nalewajko, K., Giannios, D., Begelman, M. C., Uzdensky, D. A., & Sikora, M., *MNRAS* **413**, 333 (2011)
- [5] Narayan, R., & Piran, T., *MNRAS* **420**, 604 (2012)
- [6] Barkov, M. V., Aharonian, F. A., Bogovalov, S. V., Kelner, S. R., & Khangulyan, D., *ApJ* **749**, 119 (2012)
- [7] Tavecchio, F., Ghisellini, G., Ghirlanda, G., Foschini, L., & Maraschi, L., *MNRAS* **401**, 1570 (2010)
- [8] Piner, B. G., Pant, N., & Edwards, P. G., *ApJ* **723**, 1150 (2010)
- [9] Tiet, V. C., Piner, B. G., & Edwards, P. G., arXiv: 1205.2399 (2012)
- [10] Richards, J., these proceedings, (2013)
- [11] Aleksić, J., Antonelli, L. A., Antoranz, P., et al., *A&A* **556**, A67 (2013)
- [12] Blasi, M. G., Lico, R., Giroletti, M., et al., *A&A*, in press (2013)
- [13] Lico, R., Giroletti, M., Orienti, M., et al., *A&A* **545**, A117 (2012)
- [14] Giroletti, M., Giovannini, G., Feretti, L., et al., *ApJ* **600**, 127 (2004)
- [15] Marscher, A., these proceedings, (2013)
- [16] Lister, M. L., Aller, M., Aller, H., et al., *ApJ* **742**, 27 (2011)
- [17] Giroletti, M., Giovannini, G., Taylor, G. B., & Falomo, R., *ApJ* **613**, 752 (2004)
- [18] Georganopoulos, M., & Kazanas, D., *ApJ* **594**, L27 (2003)
- [19] Ghisellini, G., Tavecchio, F., & Chiaberge, M., *A&A* **432**, 401 (2005)
- [20] Lyutikov, M., & Lister, M., *ApJ* **722**, 197 (2010)
- [21] Giannios, D., Uzdensky, D. A., & Begelman, M. C., *MNRAS* **395**, L29 (2009)
- [22] Piner, B. G., Pant, N., Edwards, P. G., & Wiik, K., *ApJ* **690**, L31 (2009)
- [23] Giroletti, M., Giovannini, G., Taylor, G. B., & Falomo, R., *ApJ* **646**, 801 (2006)
- [24] Giroletti, M., Giovannini, G., Cotton, W. D., et al., *A&A* **488**, 905 (2008)
- [25] Meyer, E. T., Fossati, G., Georganopoulos, M., & Lister, M. L., *ApJ* **740**, 98 (2011)
- [26] Meyer, E. T., these proceedings, (2013)
- [27] Chiaberge, M., Celotti, A., Capetti, A., & Ghisellini, G., *A&A* **358**, 104 (2000)
- [28] Rector, T. A., Gabuzda, D. C., & Stocke, J. T., *AJ* **125**, 1060 (2003)
- [29] Readhead, A. C. S., *ApJ* **426**, 51 (1994)
- [30] Homan, D. C., Kovalev, Y. Y., Lister, M. L., et al., *ApJ* **642**, L115 (2006)
- [31] Kovalev, Y. Y., Aller, H. D., Aller, M. F., et al., *ApJ* **696**, L17 (2009)
- [32] Xiong, D., Zhang, H., Zhang, X., et al., *Ap&SS* **343**, 345 (2013)
- [33] Padovani, P., *A&A* **256**, 399 (1992)
- [34] Pavlidou, V., Richards, J. L., Max-Moerbeck, W., et al., *ApJ* **751**, 149 (2012)
- [35] Charlot, P., Gabuzda, D. C., Sol, H., Degrange, B., & Piron, F., *A&A* **457**, 455 (2006)
- [36] Piner, B. G., & Edwards, P. G., *ApJ* **622**, 168 (2005)
- [37] Niinuma, K., Kino, M., Nagai, H., et al., *ApJ* **759**, 84 (2012)