

# $\Upsilon$ absorption cross sections by nucleons

Faisal Akram\*, Bilal Masud†, Madeeha Nazish‡

*Center for High Energy Physics, Punjab University, Lahore 54590, PAKISTAN*

May 6, 2024

## Abstract

The cross sections of  $\Upsilon$  absorption by nucleons are calculated in meson-baryon exchange model using an effective hadronic Lagrangian. Calculated cross sections are found to peak near threshold followed by an increase which tends to settle at large center of mass energy. Peak values are found in range about 1.8 to 4 mb when cutoff parameter of monopole form factor is varied from 1.2 to 1.8 GeV. The results disagree with pQCD calculations but are consistent with the effective value of the absorption cross section extracted from p-A scattering data in E772 experiment at  $\sqrt{s_{NN}} = 39$  GeV. We use this data value to find a best fit of the cutoff parameter which enables us provide definite predictions for the values of  $\Upsilon$  absorption cross sections by nucleons for upcoming p-A scattering experiments at RHIC and LHC energies for zero rapidity  $b\bar{b}$  states. The results could be useful in studying the effect of  $\Upsilon$  absorption by nucleons at its production stage in relativistic heavy-ion collision experiments. We also find that thermal averaged values of total absorption cross sections are small enough to rule out the effect of absorption of  $\Upsilon$  by the comovers in the hadronic matter.

**Keywords:** Relativistic heavy ion collisions, Meson-nucleon interaction, Upsilon meson, QGP, Meson-Meson interaction.

PACS number(s): 25.75.-q, 14.40.Pq, 14.20.Dh, 13.75.Lb

## 1 Introduction

Both CMS and ALICE collaborations has reported the suppression of the ground and excited states of  $\Upsilon$  in Pb-Pb collisions with respect to their scaled yield in pp collisions at the same per-nucleon-pair energy [1]. The state  $\Upsilon(1S)$  is least and  $\Upsilon(3S)$  is most suppressed. This result of increased suppression of less strongly bound states of  $b\bar{b}$  system is consistent with the original idea of Matsui and Satz [2] in which the states of higher radii are affected before the smaller one due to color Debye screening in quark-gluon plasma (QGP). However, this observation cannot be regarded as a direct signal for the existence of the QGP as there are other known mechanism, which can also affect the production of heavy quarkonia in relativistic heavy-ion collision experiments. The recombination of  $Q\bar{Q}$  pairs due to heavy quark stopping in deconfined state [3] and statistical recombination of heavy quarks can enhance the production rates [4], whereas interaction with the comovers, mostly  $\pi$ ,  $\rho$  mesons and nucleons, in the hadronic matter can cause dissociation of  $J/\psi$  and  $\Upsilon$ . Thus, we require the knowledge of the cross sections of these processes in order to disentangle the suppression caused by QGP. In Ref.

---

\*faisal.chep@pu.edu.pk (corresponding author)

†bilalmasud.chep@pu.edu.pk

‡diha.lifeline@gmail.com

[5] the cross section of  $\Upsilon$  absorption by  $\pi$  and  $\rho$  mesons are calculated using meson-exchange model. Calculated values of cross sections  $\sigma_{\pi\Upsilon}$  and  $\sigma_{\rho\Upsilon}$  are about 8 mb and 1 mb, respectively near threshold energies. However, their thermal averaged values are very small due large kinetic threshold of the processes. It is, therefore, claimed in [5] that the absorption of  $\Upsilon$  by comoving hadrons is unlikely to be important in heavy-ion collisions. The cross sections of these processes are also calculated in Ref. [6] using quark potential model. Corresponding peak values of  $\sigma_{\pi\Upsilon}$  and  $\sigma_{\rho\Upsilon}$  are about 0.05 mb and 0.15 mb, respectively. These values are not only much smaller than those given in [5], but also give entirely different value of the ratio  $\sigma_{\pi\Upsilon}/\sigma_{\rho\Upsilon}$ . However, the calculated values of absorption cross sections of  $\Upsilon'$  for  $\pi$  and  $\rho$  mesons in Ref.[6] are about 5 mb and 3 mb respectively. Although the values obtained from meson exchange and quark potential models disagree, but either way the thermal averaged values of the cross sections are small enough to marginalize the effect of these processes. It is also known that production rate of  $\Upsilon$  can also be affected by the dissociation processes  $\Upsilon + N \rightarrow \Lambda_b + \overline{B}/\overline{B}^*$ , especially in case of appreciable baryonic chemical potential [7]. Thus the values of the cross sections of these processes are also required before regarding the effect of dissociation by the comovers to be negligible for  $\Upsilon$ . Apart from the effect of interaction with the comovers, the  $\Upsilon$  absorption cross sections by nucleons are also required to study its production in primordial nucleon-nucleon collisions in heavy-ion collision experiments. It is known that some of the  $\Upsilon$  directly produced by these N-N collisions get absorbed by the other nucleons in pre-equilibrium stage of QGP [8]. Thus the values of the absorption cross sections of  $\Upsilon$  by nucleons can significantly affect the expected yield of  $\Upsilon$  for RHIC or LHC. Accordingly in the present work we present the cross sections of these processes, which are calculated using meson-baryon exchange model based on the same Hadronic Lagrangian used earlier to calculate the  $\Upsilon$  absorption cross sections by  $\pi$  and  $\rho$  mesons in [5] and  $B_c$  absorption cross sections by nucleons in Ref. [9].

Charmonium states analogous to bottomonium are also affected in QGP due to color Debye screening. In this case the suppression was first studied in NA50 [10] experiment at CERN and then by PHENIX at BNL [11]. Like  $\Upsilon$  the observed suppression in  $J/\psi$  could be the blend of different effects occurring in the deconfined and the hadronic states of the matter. Absorption cross sections of  $J/\psi$  by light mesons and nucleons, which are required to study the effect interaction with the comovers, are rather well studied as compared to  $\Upsilon$ . Empirical studies of  $J/\psi$  photo-production from nucleons/nuclei [12] and  $J/\psi$  production from nucleon-nucleus [13] interactions show that  $J/\psi$ -nucleon cross sections range from  $\sim 1$  mb to  $\sim 7$  mb. Theoretically, these cross sections have been calculated using perturbative QCD [14], QCD sum-rule approach [15], quark potential models [16] and meson-baryon exchange models based on the hadronic Lagrangian having SU(4) flavor symmetry [17, 18, 19]. The values of the cross sections obtained from quark potential model and meson-baryon exchange models tend to agree with the empirical values, but are much larger than those from pQCD or QCD sum-rule approach. The higher values of the cross sections suggest that the absorption of  $J/\psi$  by the comovers may play significant role. On the other hand it is also suggested in Refs. [3, 21] that at higher collision energy accessible at LHC, large  $c\bar{c}$  pairs production could result into  $J/\psi$  enhancement due to heavy quark stopping effect in QGP. Recent studies of  $J/\psi$  in ALICE (A Large Ion Collider Experiment) at LHC has hinted at this regeneration effect [22]. Beside the systems of quarkonia, the experimental studies of the production of heavy mixed flavor mesons and baryons in QGP are also suggested in Refs. [23, 24, 25], which predict enhanced yield of  $B_c$  mesons,  $\Xi_{bc}$ , and  $\Omega_{ccc}$  baryons in QGP. Once again the knowledge of the absorption cross sections by hadronic comovers is required to interpret the observed signal.  $B_c$  absorption cross sections by pions,  $\rho$  and nucleons have been calculated in Refs. [9, 26, 27] using meson-baryon exchange model. These cross sections are found to have values of the order of few mb. In Ref. [28], it was found that the effect of interactions with comovers is small but not negligible.

Our paper is organized as follows. In Sec. II we produce the interaction terms required to

study  $\Upsilon$  absorption by nucleon using the effective Hadronic models proposed in [5, 9]. In Sec. III we produce the amplitudes of the processes. In Sec. IV, we discuss the numerical values of different couplings used in the calculation. In Sec. V we present results of cross sections and compare with those obtained from pQCD and  $\Upsilon$  production data in  $p - A$  collisions. Finally, some concluding remarks are made in Sec. VI.

## 2 Interaction Lagrangian

The following  $\Upsilon$  dissociation processes are studied in this work using meson-baryon exchange model.

$$N\Upsilon \rightarrow B\Lambda_b, \quad N\Upsilon \rightarrow B^*\Lambda_b, \quad (1a)$$

$$N\Upsilon \rightarrow NB^*\bar{B}, \quad N\Upsilon \rightarrow NB\bar{B}^*, \quad N\Upsilon \rightarrow NB\bar{B}, \quad N\Upsilon \rightarrow NB^*\bar{B}^*. \quad (1b)$$

To calculate the cross sections of the two-body processes of Eq. 1a, we require the following effective interaction Lagrangian densities.

$$\mathcal{L}_{\Upsilon BB} = ig_{\Upsilon BB}\Upsilon^\mu(\bar{B}\partial_\mu B - \partial_\mu\bar{B}B), \quad (2a)$$

$$\begin{aligned} \mathcal{L}_{\Upsilon B^*B^*} &= ig_{\Upsilon B^*B^*}[(\partial_\mu\bar{B}_\nu^*B^{*\nu} - \bar{B}_\nu^*\partial_\mu B^{*\nu})\Upsilon^\mu + (\partial_\mu\Upsilon^\nu\bar{B}_\nu^* - \Upsilon^\nu\partial_\mu\bar{B}_\nu^*)B^{*\mu} \\ &\quad + \bar{B}^{*\mu}(\Upsilon^\nu\partial_\mu B_\nu^* - \partial_\mu\Upsilon^\nu B_\nu^*)], \end{aligned} \quad (2b)$$

$$\mathcal{L}_{\Upsilon\Lambda_b\Lambda_b} = g_{\Upsilon\Lambda_b\Lambda_b}\bar{\Lambda}_b\gamma^\mu\Lambda_b\Upsilon_\mu, \quad (2c)$$

$$\mathcal{L}_{BN\Lambda_b} = ig_{BN\Lambda_b}(\bar{N}\gamma^5\Lambda_b B + \bar{B}\Lambda_b\gamma^5 N), \quad (2d)$$

$$\mathcal{L}_{B^*N\Lambda_b} = g_{B^*N\Lambda_b}(\bar{N}\gamma_\mu\Lambda_b B^{*\mu} + \bar{B}^{*\mu}\Lambda_b\gamma_\mu N), \quad (2e)$$

where,

$$\begin{aligned} B &= (B^+ \quad B^0)^T, \quad B_\mu^* = (B_\mu^{*+} \quad B_\mu^{*0})^T, \\ N &= \begin{pmatrix} p \\ n \end{pmatrix}. \end{aligned} \quad (3)$$

Here a field symbol is represented by the symbol of the particle which it absorbs. Pseudoscalar-pseudoscalar-vector meson (PPV) and VVV couplings given in Eqs. 2a and 2b respectively are obtained from the hadronic Lagrangian based on SU(5) gauge symmetry in which the vector mesons are treated as the gauge particles [5]. In this model the coupling constants of the allowed interactions are expressed in terms of single coupling constant  $g$ . For the couplings  $g_{\Upsilon BB}$  and  $g_{\Upsilon B^*B^*}$  we have

$$g_{\Upsilon BB} = g_{\Upsilon B^*B^*} = \frac{5g}{4\sqrt{10}}. \quad (4)$$

All the mass terms of the vector mesons, which are added directly in the Lagrangian density, break the gauge symmetry explicitly. Thus, we expected that the symmetry relations given in Eq. 4 may violate. Baryon-baryon-pseudoscalar meson (BBP) and baryon-baryon-vector meson (BBV) couplings given in Eqs. 2c to 2e can be obtained from the following SU(5) invariant Lagrangian [9, 19, 29]

$$\mathcal{L}_{PBB} = g_P(a\phi^{*\alpha\mu\nu}\gamma^5 P_\alpha^\beta\phi_{\beta\mu\nu} + b\phi^{*\alpha\mu\nu}\gamma^5 P_\alpha^\beta\phi_{\beta\nu\mu}), \quad (5)$$

$$\mathcal{L}_{VBB} = ig_V(c\phi^{*\alpha\mu\nu}\gamma.V_\alpha^\beta\phi_{\beta\mu\nu} + d\phi^{*\alpha\mu\nu}\gamma.V_\alpha^\beta\phi_{\beta\nu\mu}), \quad (6)$$

where all the indices run from 1 to 5. The explicit expressions of the tensors  $P_\alpha^\beta$  and  $V_\alpha^\beta$  of pseudoscalar and vector mesons respectively are given in Ref. [5] and the tensor  $\phi^{\alpha\mu\nu}$ , which

defines the  $J^P = \frac{1}{2}^+$  baryons belonging to 40-plet states in SU(5) quark model, is given in Ref. [9]. The Lagrangian densities of Eqs. 5 and 6 define all possible BBP and BBV couplings in terms of the constants  $(g_P, a, b)$  and  $(g_V, c, d)$  respectively. For the coupling constants  $g_{B\Lambda_b}$ , and  $g_{B^*\Lambda_b}$  given in the Eqs. 2d and 2e, we have the following results.

$$g_{B\Lambda_b} = g_{D\Lambda_c} = g_{K\Lambda} = \frac{3\sqrt{6}}{8}g_P(b-a), \quad (7a)$$

$$g_{B^*\Lambda_b} = g_{D^*\Lambda_c} = g_{K^*\Lambda} = \frac{3\sqrt{6}}{8}g_V(d-c). \quad (7b)$$

SU(5) flavor symmetry is badly broken due to large variation in the related quark masses. Thus, these symmetry relations are also expected to be violated.

In this work we have also included the PVV coupling of  $\Upsilon$  meson due to anomalous parity interaction in order to calculate absorption cross sections by nucleons. The effective Lagrangian density defining the anomalous interaction of mesons is discussed in [30, 31]. Here, we report the relevant interaction term of the Lagrangian density as follows:

$$\mathcal{L}_{\Upsilon B^*B} = g_{\Upsilon B^*B}\varepsilon_{\alpha\beta\mu\nu} \left( \partial^\alpha \Upsilon^\beta \right) [\partial^\mu B^{*\nu} \bar{B} + B \partial^\mu \bar{B}^{*\nu}], \quad (8)$$

where  $\varepsilon_{\alpha\beta\mu\nu}$  is totally antisymmetric Levi-Civita tensor of rank four. The coupling constant  $g_{\Upsilon B^*B}$ , which has the dimension of  $\text{GeV}^{-1}$ , can be approximated by  $g_{\Upsilon BB}/\bar{M}_B$  in heavy quark mass limit [32], where  $\bar{M}_B$  is the average mass of  $B$  and  $B^*$  mesons.

To calculate the cross sections of the three-body processes given in Eq. 1b, we apply the factorization in which double differential cross sections of the processes are written in terms of the total cross sections of the corresponding two-body subprocesses  $\pi\Upsilon \rightarrow B^*\bar{B}$ ,  $\pi\Upsilon \rightarrow B\bar{B}^*$ ,  $\rho\Upsilon \rightarrow B\bar{B}$ , and  $\rho\Upsilon \rightarrow B^*\bar{B}^*$  with off-shell pions or  $\rho$  mesons. The cross sections of  $\Upsilon$  absorption by on-shell pion and  $\rho$  mesons are calculated in Ref. [5]. The expressions of amplitudes given in this reference can be used to find the values of the cross section with off-shell  $\pi$  and  $\rho$  mesons. In addition we also require  $NN\pi$  and  $NN\rho$  couplings to apply the factorization formula. The explicit expression of these couplings are given in Ref. [19]. Here we reproduce the corresponding Lagrangian densities in slightly different notations as follows:

$$\mathcal{L}_{\pi NN} = ig_{\pi NN} \bar{N} \gamma^5 \vec{\tau} N \cdot \vec{\pi}, \quad (9)$$

$$\mathcal{L}_{\rho NN} = g_{\rho NN} \bar{N} \left( \gamma^\mu \vec{\tau} + \frac{\kappa_\rho}{2m_N} \sigma^{\mu\nu} \vec{\tau} \partial_\nu \right) N \cdot \vec{\rho}_\mu, \quad (10)$$

where,  $\pi$  and  $\rho$  vectors represent pion and  $\rho$  meson isospin triplet respectively. The values of the couplings  $g_{\pi NN}$ ,  $g_{\rho NN}$  and the tensor coupling  $\kappa_\rho$  are known empirically. The numerical values of these couplings and others, which are required to calculate the cross sections of the  $\Upsilon$  absorption processes, are discussed in section 4.

### 3 $\Upsilon$ absorption cross sections

Shown in Fig. 1 are the Feynman diagrams of the processes  $N\Upsilon \rightarrow B\Lambda_b$  and  $N\Upsilon \rightarrow B^*\Lambda_b$ . Total scattering amplitude of the process  $N\Upsilon \rightarrow B\Lambda_b$  is given by

$$M_1 = \sum_{i=a,b,c} M_{1i}^\mu \varepsilon_\mu(p_2). \quad (11)$$

where the amplitudes of the diagrams (1a), (1b), and (1c) are given by

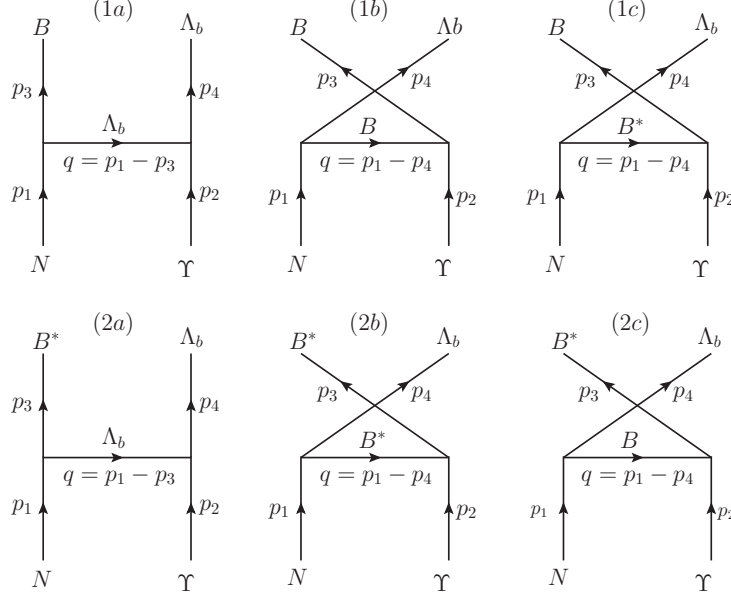


Figure 1: Feynman diagrams of  $\Upsilon$  absorption processes: (1)  $N\Upsilon \rightarrow B\Lambda_b$  and (2)  $N\Upsilon \rightarrow B^*\Lambda_b$

$$M_{1a}^\mu = -ig_{\Upsilon\Lambda_b\Lambda_b}g_{BN\Lambda_b}\bar{u}_{\Lambda_b}(p_4)\gamma^\mu \left( i\frac{(p_1-p_3)\cdot\gamma + m_{\Lambda_b}}{t - m_{\Lambda_b}^2} \right) \gamma^5 u_N(p_1), \quad (12a)$$

$$M_{1b}^\mu = ig_{\Upsilon BB}g_{BN\Lambda_b}(2p_3-p_2)^\mu \frac{i}{u - m_B^2} \bar{u}_{\Lambda_b}(p_4)\gamma^5 u_N(p_1), \quad (12b)$$

$$M_{1c}^\mu = g_{\Upsilon B^*B}g_{B^*N\Lambda_b}\varepsilon^{\alpha\mu\beta\nu}(p_2)_\alpha(p_1-p_4)_\beta \frac{-i}{u - m_{B^*}^2} \left( g_{\nu\lambda} - \frac{(p_1-p_4)_\nu(p_1-p_4)_\lambda}{m_{B^*}^2} \right) \times \bar{u}_{\Lambda_b}(p_4)\gamma^\lambda u_N(p_1). \quad (12c)$$

And total scattering amplitude of the process  $N\Upsilon \rightarrow B^*\Lambda_b$  is

$$M_2 = \sum_{i=a,b,c} M_{2i}^{\mu\lambda} \varepsilon_\mu(p_2) \varepsilon_\lambda(p_3), \quad (13)$$

where the partial amplitudes are

$$M_{2a}^{\mu\lambda} = -g_{\Upsilon\Lambda_b\Lambda_b}g_{B^*N\Lambda_b}\bar{u}_{\Lambda_b}(p_4)\gamma^\mu \left( i\frac{(p_1-p_3)\cdot\gamma + m_{\Lambda_b}}{t - m_{\Lambda_b}^2} \right) \gamma^\lambda u_N(p_1), \quad (14a)$$

$$M_{2b}^{\mu\lambda} = g_{\Upsilon B^*B^*}g_{B^*N\Lambda_b}[(p_2-2p_3)^\mu g^{\nu\lambda} + (p_2+p_3)^\nu g^{\mu\lambda} + (p_3-2p_2)^\lambda g^{\mu\nu}] \times \frac{-i}{u - m_{B^*}^2} \left( g_{\sigma\nu} - \frac{(p_1-p_4)_\sigma(p_1-p_4)_\nu}{m_{B^*}^2} \right) \bar{u}_{\Lambda_b}(p_4)\gamma^\sigma u_N(p_1), \quad (14b)$$

$$M_{2c}^{\mu\lambda} = -ig_{\Upsilon B^*B}g_{BN\Lambda_b}\varepsilon^{\alpha\mu\beta\lambda}(p_2)_\alpha(p_3)_\beta \frac{i}{u - m_B^2} \bar{u}_{\Lambda_b}(p_4)\gamma^5 u_N(p_1). \quad (14c)$$

Using the total amplitudes of these processes, we calculate unpolarized and isospin averaged cross sections by

$$\frac{d\sigma_i}{dt} = \frac{I_i}{64\pi s p_{i,cm}^2} |\overline{M}_i|^2, \quad \forall, i = 1, 2 \quad (15)$$

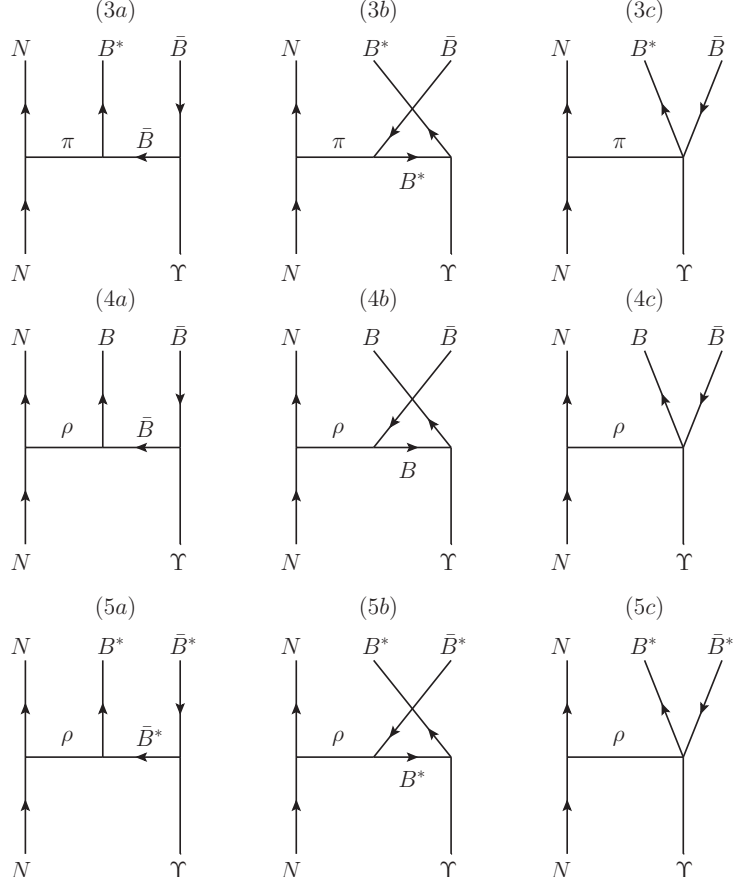


Figure 2: Feynman diagrams of  $\Upsilon$  absorption processes: (3)  $N\Upsilon \rightarrow NB^*\bar{B}$ , (4)  $N\Upsilon \rightarrow NB\bar{B}$ , and (5)  $N\Upsilon \rightarrow NB^*\bar{B}^*$

where bar over  $M_i$  stands for averaging (summing) over initial (final) spins and isospin factors  $I_1 = I_2 = 1$ . In Fig. 2 we show the Feynman diagrams of the three-body processes given in Eq. 1b excluding the processes 2 which has same cross section as the processes 1. The amplitudes of these processes are not given here as they can be obtained from Eqs. 12 and 13 of Ref. [19] by simply replacing  $D$  and  $D^*$  mesons by  $B$  and  $B^*$  respectively. The resultant amplitudes are written in terms of the amplitudes of the subprocesses  $\pi\Upsilon \rightarrow B^*\bar{B}$ ,  $\rho\Upsilon \rightarrow B\bar{B}$ , and  $\rho\Upsilon \rightarrow B^*\bar{B}^*$ , which are given separately in Ref. [5]. The method of Ref. [33] allows us to write the double differential cross sections of the three-body processes in terms of total cross sections of the corresponding subprocesses in their c.m frame. Same factorization is also used in Ref. [19, 34] for the processes of type  $NJ/\Psi \rightarrow ND^{(*)}D^{(*)}$ . The expressions of double cross sections of the processes of Eq. 1b can also be obtained from Eqs. 14 and 15 of Ref. [19] by replacing  $D$  and  $D^*$  mesons by  $B$  and  $B^*$  respectively. Here we reproduce these expressions after correcting a typographical error in the Eq. 15 of Ref. [19] and including the factor 5/4 due

to isospin averaging.

$$\frac{d\sigma_{N\Upsilon \rightarrow NB^*\bar{B}}}{dtds_1} = \frac{(5/4)g_{\pi NN}^2}{16\pi^2 p_i^2} k\sqrt{s_1}(-t) \frac{F_{\pi NN}^2(t)}{(t-m_\pi^2)^2} \sigma_{\pi\Upsilon \rightarrow B^*\bar{B}}(s_1, t), \quad (16a)$$

$$\begin{aligned} \frac{d\sigma_{N\Upsilon \rightarrow NB\bar{B}}}{dtds_1} &= \frac{(5/4)3g_{\rho NN}^2}{32\pi^2 p_i^2} k\sqrt{s_1} \frac{F_{\rho NN}^2(t)}{(t-m_\rho^2)^2} [4(1+\kappa_\rho)^2(-t-2m_N^2) \\ &\quad - \kappa_\rho^2 \frac{(4m_N^2-t)^2}{2m_N^2} + 4(1+\kappa_\rho)\kappa_\rho(4m_N^2-t)] \sigma_{\rho\Upsilon \rightarrow B\bar{B}}(s_1, t), \end{aligned} \quad (16b)$$

where  $p_i$  is center of mass (c.m) momentum of  $N - \Upsilon$  system,  $t$  is four-momentum square of  $\pi$  or  $\rho$  meson, and  $s_1$  and  $k$  are the squared invariant mass and momentum of  $\pi - \Upsilon$  in their c.m frame respectively. The double differential cross section of the process  $N\Upsilon \rightarrow NB^*\bar{B}^*$  can be obtained from Eq. 16b by replacing  $\sigma_{\rho\Upsilon \rightarrow B\bar{B}}(s_1, t)$  with  $\sigma_{\rho\Upsilon \rightarrow B^*\bar{B}^*}(s_1, t)$ . The isospin and spin averaged cross sections  $\sigma_{\pi\Upsilon \rightarrow B^*\bar{B}}(s_1, t)$ ,  $\sigma_{\rho\Upsilon \rightarrow B\bar{B}}(s_1, t)$ , and  $\sigma_{\rho\Upsilon \rightarrow B^*\bar{B}^*}(s_1, t)$  of the subprocesses can be obtained from Ref. [5] by replacing the squared mass of pion and  $\rho$  meson by  $t$ . The form factors  $F_{\pi NN}$  and  $F_{\rho NN}$  of the vertices  $\pi NN$  and  $\rho NN$  are taken in the following monopole form

$$F(t) = \frac{\Lambda^2 - m^2}{\Lambda^2 - t}, \quad (17)$$

where  $m$  is the mass of exchanged pion or  $\rho$  meson and  $\Lambda$  is the cutoff parameter. Finally the cross sections of the three body processes can be obtained by integrating Eqs. 16a and 16b. The limits of integration are given in Ref. [33].

## 4 Numerical values of the couplings and form factors

The values of the couplings  $g_{\Upsilon BB} = g_{\Upsilon B^*B^*} = 13.3$  are obtained using vector meson dominance (VMD) model in Ref. [5]. The BBV coupling  $g_{\Upsilon\Lambda_b\Lambda_b}$  can be obtained by applying the current conservation conditions on the the amplitude  $M_1$ :

$$\sum_i M_{1i}^\mu(p_2)_\mu = 0, \quad (18)$$

in the limit of zero masses. The anomalous term already vanishes in this limit and for the remaining terms we have

$$\sum_i M_{1i}^\mu(p_2)_\mu = g_{BN\Lambda_b}(g_{\Upsilon BB} - g_{\Upsilon\Lambda_b\Lambda_b})\bar{u}_{\Lambda_b}(p_4)\gamma^5 u_N(p_1) = 0. \quad (19a)$$

Thus,

$$g_{\Upsilon BB} = g_{\Upsilon B^*B^*} = g_{\Upsilon\Lambda_b\Lambda_b} = 13.3. \quad (20)$$

The couplings  $g_{BN\Lambda_b}$  and  $g_{B^*N\Lambda_b}$  can be fixed by using SU(5) symmetry relations  $g_{KN\Lambda} = g_{DN\Lambda_c} = g_{BN\Lambda_b}$  and  $g_{K^*N\Lambda} = g_{D^*N\Lambda_c} = g_{B^*N\Lambda_b}$  given in Eqs. 7 and the empirical values of the couplings  $g_{KN\Lambda}$  and  $g_{K^*N\Lambda}$  given in Ref. [36]. In this way we obtain the following results.

$$g_{BN\Lambda_b} = 13.1, \quad g_{B^*N\Lambda_b} = 4.3. \quad (21)$$

However, if estimates  $|g_{DN\Lambda_c}| = 7.9$  and  $|g_{D^*N\Lambda_c}| = 7.5$  obtained from QCD sum-rule approach [37] are used, we obtain

$$g_{BN\Lambda_b} = 7.9, \quad g_{B^*N\Lambda_b} = 7.5. \quad (22)$$

Due to significant difference in the values of the couplings  $g_{BN\Lambda_b}$  and  $g_{B^*N\Lambda_b}$  obtained from empirical values of  $(g_{KN\Lambda}, g_{K^*N\Lambda})$  and QCD sum-rule values of  $(g_{DN\Lambda_c}, g_{D^*N\Lambda_c})$ , we use both



Coupling Constant	Set 1		Set 2	
	Value	Method of derivation	Value	Method of derivation
$g_{\Upsilon BB}, g_{\Upsilon B^* B^*}$	13.3	VMD model	13.3	VMD model
$g_{\Upsilon B^* B}$	2.51	Heavy quark symmetry	2.51	Heavy quark symmetry
$g_{DN\Lambda_c}$	13.1	$g_{KN\Lambda}$ , SU(4)	7.9	QCD sum-rule
$g_{D^*N\Lambda_c}$	4.3	$g_{K^*N\Lambda}$ , SU(4)	7.5	QCD sum-rule
$g_{BN\Lambda_b}$	13.1	$g_{KN\Lambda}$ , SU(5)	7.9	$g_{DN\Lambda_c}$ , SU(5)
$g_{B^*N\Lambda_b}$	4.3	$g_{K^*N\Lambda}$ , SU(5)	7.5	$g_{D^*N\Lambda_c}$ , SU(5)
$g_{\Upsilon\Lambda_b\Lambda_b}$	13.3	Current-conservation	13.3	Current-conservation

Table 1: Two sets of the values of the coupling constants used in this paper.

of them separately to study their effect on the calculated cross sections. The couplings  $g_{\pi NN} = -13.5$ ,  $g_{\rho NN} = 3.25$ , and  $\kappa_\rho = 6.1$  are extracted from the empirical data using meson exchange model in Refs. [38, 39]. Two sets of the values of the coupling constants used in this paper and methods of obtaining them are summarized in Table 1.

In order to account for the effect of finite size of interacting hadrons we need to include the form factors. In this work we use following monopole form factor at all three point vertices except  $\pi NN$  and  $\rho NN$  vertices, where we use Eq. 17.

$$f_3 = \frac{\Lambda^2}{\Lambda^2 + \vec{q}^2}, \quad (23)$$

where  $\Lambda$  is the cutoff parameter and  $\vec{q}^2$  is squared three momentum transfer in c.m frame of N- $\Upsilon$  system. Generally the value of the cutoff parameter could be different for different interaction vertices and can be determined empirically or taken from the theories of the interaction of the quark constituents of the interacting hadrons. Empirical studies show that the cutoff parameters vary from 1 to 2 GeV for the vertices connecting light hadrons ( $\pi$ ,  $K$ ,  $\rho$ ,  $N$  etc.) [35]. However, due to limited information about the scattering data of bottom hadrons, no empirical values of the related cutoff parameters are known. In this case we can approximate the cutoff parameters by relating them with the inverse (rms) size of hadrons. Using this approximation an estimate is provided in Ref. [9], which shows that the related  $\Lambda$  can be varied from 1.2 to 1.8 GeV to study the uncertainty in the cross section due to the cutoff parameter. Same form factor with the cutoff parameter varied over the same range is also applied in finding the cross sections of the subprocesses of  $\Upsilon$  absorption by  $\pi$  and  $\rho$  mesons. However, for  $\pi NN$  and  $\rho NN$  vertices we apply the form factor of Eq. 17 in which the cutoff parameter  $\Lambda_{\pi NN} = 1.3$  GeV [38] and  $\Lambda_{\rho NN} = 1.4$  GeV [39].

## 5 Results and Discussion

Shown in Fig. 3 are the  $\Upsilon$  absorption cross sections by nucleons for the processes given in Eq. 1a, as a function of total c.m energy. These cross sections are obtained using the values of couplings given in set 1. Solid and dashed curves in the figure represent cross sections without and with form factors. In each plot the cutoff parameter  $\Lambda = 1.2$  and 1.8 GeV for lower and upper dashed curves respectively. Both processes are endothermic, having c.m threshold energies 10.90 and 10.95 GeV respectively. The figure shows that the values of the cross sections of the processes tend to peak near threshold and then decrease steadily. The peak values with form factor vary from 1 to 2.5 mb and 0.4 to 1 mb for the processes  $N\Upsilon \rightarrow B\Lambda_b$  and  $N\Upsilon \rightarrow B^*\Lambda_b$  respectively. In Fig. 4, we present the cross sections of the same processes using the values of the couplings given in set 2. Again the solid and dashed curves in the figure represent cross sections without



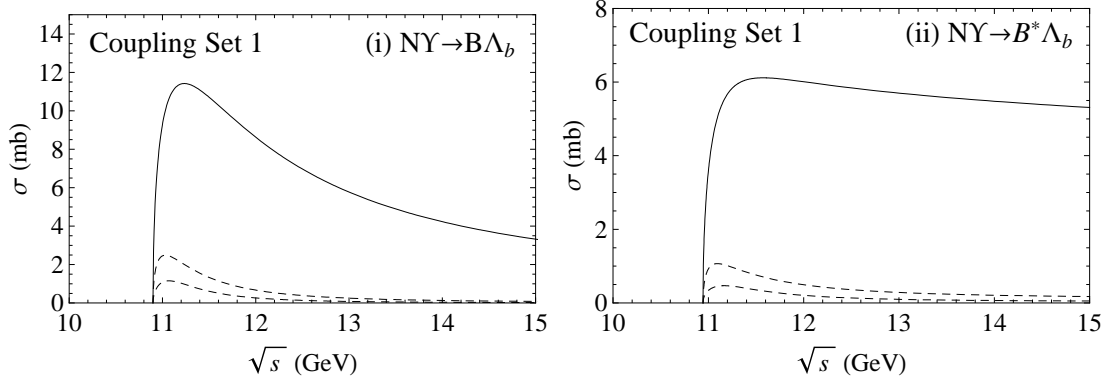


Figure 3:  $\Upsilon$  absorption cross sections of the two body processes using the values of the couplings given in set 1. Solid and dashed curves represent cross sections without and with form factor respectively. Lower and upper dashed curves are with cutoff parameter  $\Lambda = 1.2$  and  $\Lambda = 1.8$  GeV respectively.

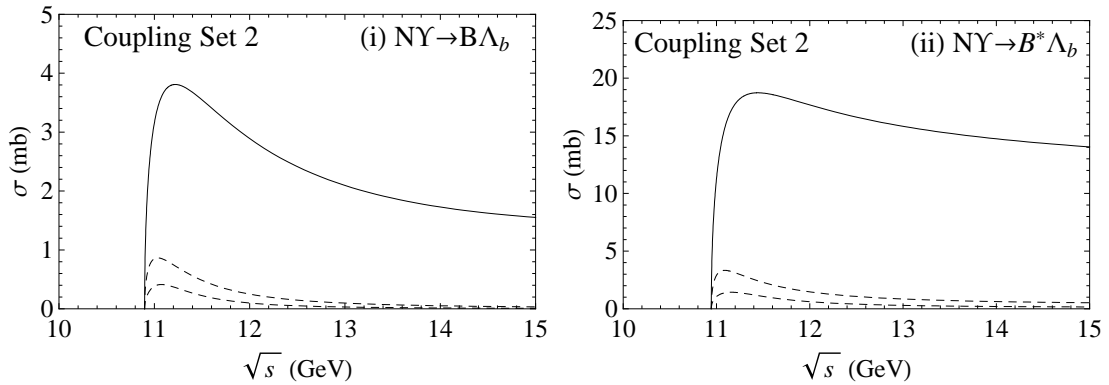


Figure 4:  $\Upsilon$  absorption cross sections of the two body processes using the values of the couplings given in set 2.

and with form factors respectively. The plots show similar energy dependence as for set 1 but at slightly different scale. The peak values near threshold vary from 0.4 to 0.85 mb and 1.4 to 3.4 mb for the first and second process respectively. In Fig. 5 we show the plots of sum of the cross sections of the two-body processes as a function of total c.m energy. The peak values of the accumulated cross sections vary from 1.6 to 3.6 mb and 1.8 to 4.2 mb for coupling set 1 and 2 respectively. These results show that although the two coupling sets produce different values of the cross sections for each process, but the total values almost remains unchanged. In Fig. 6 we show the plots of the cross sections of the three-body processes  $N\Upsilon \rightarrow NB^*\bar{B}$  (or  $NB\bar{B}^*$ ),  $N\Upsilon \rightarrow NB\bar{B}$ , and  $N\Upsilon \rightarrow NB^*\bar{B}^*$  for  $\Lambda = 1.2$  GeV (Left) and  $\Lambda = 1.8$  GeV (Right). These processes are also endothermic, having threshold energies 10.54, 10.50, and 10.59 GeV respectively. The plots show that the cross sections of these processes initially increase with energy and then become almost constant. Furthermore, the cross section of the process  $N\Upsilon \rightarrow NB\bar{B}$  is very small as compared to other processes. Similar energy dependence is also obtained in case of  $J/\psi$  meson [19]. In Fig. 7 we show the plots of the total  $\Upsilon$  absorption cross sections by nucleons as a function of total c.m energy for the two coupling sets. The plots show that the values of the total cross sections near threshold are mainly fixed by the two-body processes occurring through the exchange of bottom mesons and baryons, whereas at

large energy the three-body processes dominate. A close look at the plots of the cross sections of the processes  $N\Upsilon \rightarrow NB^*\bar{B}$  and  $N\Upsilon \rightarrow NB^*\bar{B}^*$  show that a small decrease in the former and increase in the latter tend to cancel so that the resultant total cross sections are relatively stable at large energies as shown in the Fig. 7.

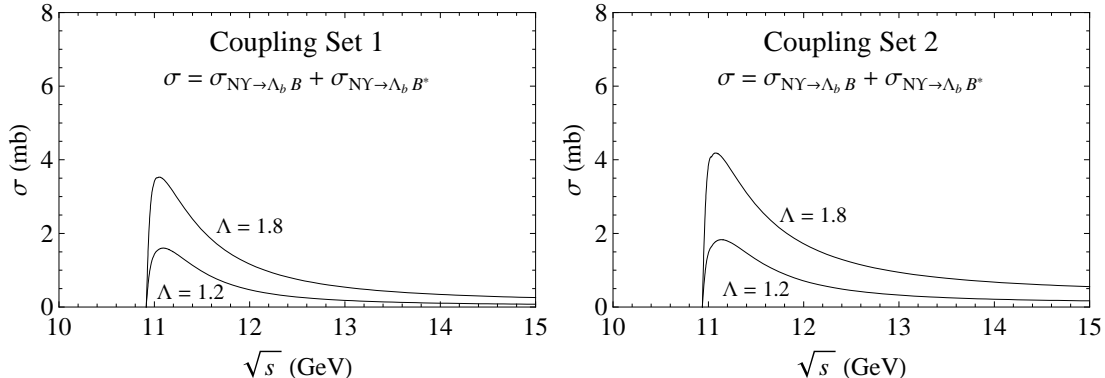


Figure 5: Sum of cross sections of the two-body processes for coupling set 1 (left) and set 2 (right).

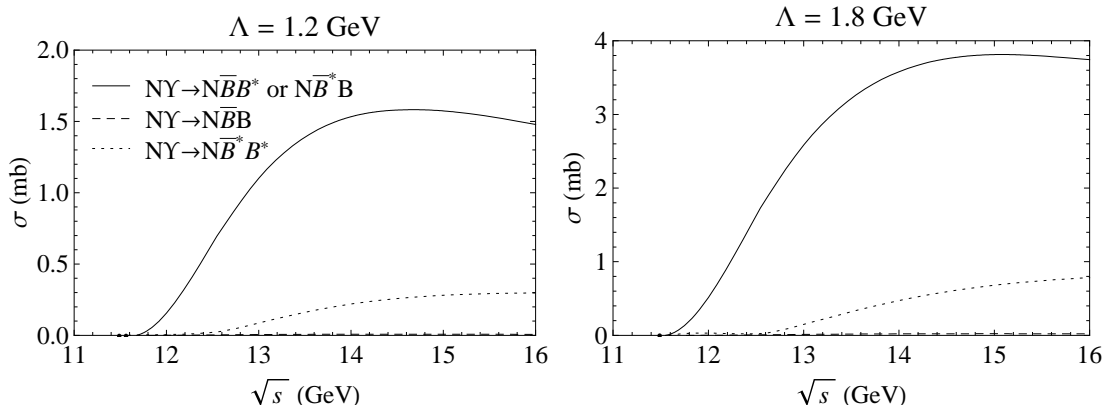


Figure 6: Cross sections of the three-body processes for  $\Lambda = 1.2$  GeV (left) and  $\Lambda = 1.8$  GeV (right).

Total  $\Upsilon$  cross section by nucleon is also calculated in Ref. [40] using perturbative QCD (pQCD) in next to leading order approximation. Our results disagree with pQCD in two ways: (i) near threshold our values of total cross sections are much higher than those of pQCD and (ii) pQCD results show monotonical increase in the values of cross sections whereas our results produce a peak near threshold followed by an increase tending to settle at large c.m energy. Similar disagreement between pQCD results and other non-perturbative approaches also appears in the case of  $J/\psi$  cross sections by nucleons as discussed in the section I. Also mentioned in the section I is that total  $\sigma_{N\Upsilon}$  is one of the input parameter whose value is required to calculate the expected yield of  $\Upsilon$  in heavy-ion collisions experiments at RHIC or LHC. Experimentally this cross section can be extracted from the data in p-A collisions or photoproduction of  $\Upsilon$ . The available experimental data comes only from E772 experiment [41] at Fermi Lab, which show that effective value of the total  $\sigma_{N\Upsilon}$  is about 2.5 mb at  $\sqrt{s_{NN}} = 39$  GeV [42], which corresponds to  $\sqrt{s_{N\Upsilon}} = 19.2$  GeV at zero rapidity. This data value is usually extrapolated to

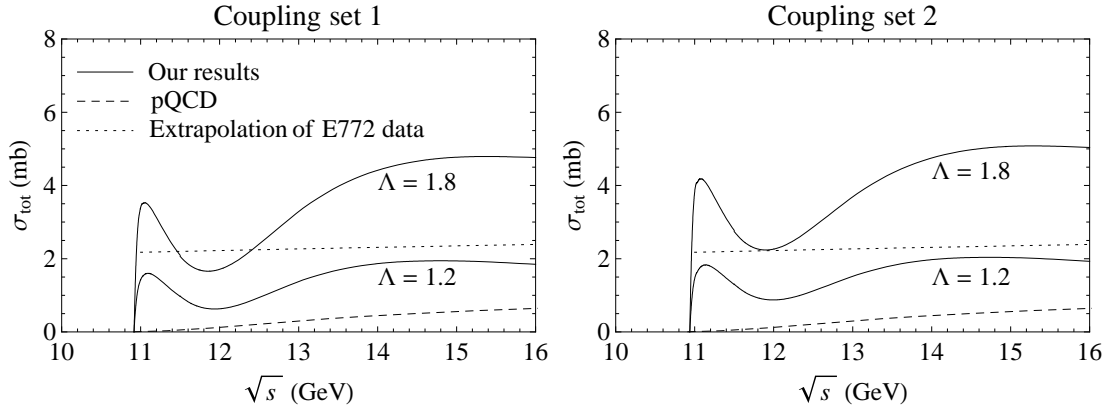


Figure 7: Total  $\Upsilon$  absorption cross section by nucleons for coupling set 1 (left) and set 2 (right). Dashed curve represents pQCD results of Ref. [40].

find  $\sigma_{N\Upsilon}$  at RHIC and LHC energies  $\sqrt{s_{NN}} = 200$  GeV and 5.5 TeV respectively, using the model  $\sigma_{N\Upsilon} \propto (\sqrt{s_{NN}})^\Delta$  in which  $\Delta$  is taken 0.125: same as for  $J/\psi$  absorption by nucleon [42]. The values of cross sections obtained from this formula are represented by the dotted curves in Figs. 7 and 8. In order to provide our estimates at RHIC and LHC energies, we show in Fig. 8 the plots of total  $\sigma_{N\Upsilon}$  as a functions of  $\sqrt{s_{NN}}$  at the relevant energy scale for different couplings sets and cutoff parameters. Lower (upper) solid curve represents the values of total  $\sigma_{N\Upsilon}$  using coupling set 1 at  $\Lambda = 1.2$  GeV ( $\Lambda = 1.8$  GeV), whereas dashed curves correspond to coupling set 2. We find that total  $\sigma_{N\Upsilon}$  varies in the ranges 1.0 to 3.0 mb and 1.5 to 3.4 mb at RHIC and LHC energies respectively for either coupling set. In order to provide definite results, we fit the cutoff parameter  $\Lambda$  using the known value of  $\sigma_{N\Upsilon}$  at  $\sqrt{s_{NN}} = 39$  GeV from E772 experiment. Fitted values of  $\Lambda$  are found to be 1.48 GeV and 1.45 GeV for coupling set 1 and 2 respectively. These values of cutoff are then used to produce the plots of the total cross sections represented by the central curves filled with the green color. We find  $\sigma_{N\Upsilon} = 1.8$  mb and 2.2 mb at  $\sqrt{s_{NN}} = 200$  GeV and 5.5 TeV respectively. These values are lower than 3.1 mb and 4.62 mb respectively, which are obtained naively from the relation  $\sigma_{N\Upsilon} = 2.5 (\sqrt{s_{NN}}/39)^{0.125}$  and used in Ref. [8] and other kinematical studies of time evolution of  $\Upsilon$  in RHIC and LHC. Thus we suggest that the results of these kinematical studies should be reconsidered especially for LHC. Forthcoming results of CMS on  $\Upsilon$  production in p-Pb collisions, which will enable us to extract the value of total  $\sigma_{N\Upsilon}$  at  $\sqrt{s_{NN}} = 5.02$  TeV, could be import in this regard.

In Fig. 9 we show the plots of thermal averaged values of the total absorption cross sections as a function of  $T$  for both coupling sets. The colored region between the upper and lower curves represents the uncertainty due to cutoff parameter. For both coupling sets thermal averaged values are almost same and much lower than the energy dependent values of cross sections. Large suppression in the values is due to high kinematic threshold of the processes. The plots show that at temperature 175 MeV total thermal averaged value of the absorption cross section is almost 0.4 mb (0.2 mb) for  $\Lambda = 1.8$  GeV (1.2 GeV). Thus total thermal averaged absorption cross section of  $\Upsilon$ , after including the value of 0.6 mb for absorption by  $\pi$  and  $\rho$  mesons, is not greater than 1 mb at  $T = 175$  MeV. It is remarked that thermal averaged values of cross sections for  $T < T_c$  are mainly fixed by the values of the cross section at the energies near-threshold, where only two-body processes dominate. Thus the role of three-body processes is negligible in defining the thermal averaged values of the cross sections. In order to make a rough comparison of the suppression in hadronic matter and the suppression due to QGP, we calculate upper bound on the decay width or least life time of  $\Upsilon$  in hadronic matter by the following

approximate formula [43]

$$\Gamma_{\Upsilon}^{HG} = 1/\tau_{\Upsilon}^{HG} = \langle n_{tot}^h v_{rel} \sigma_{tot} \rangle \quad (24)$$

where  $n_{tot}$  is total hadronic density which is taken as  $0.8 \text{ fm}^{-3}$  at  $T = 175 \text{ MeV}$  and  $\langle v_{rel} \sigma_{tot} \rangle = 1 \text{ mb}$ . The formula gives  $\Gamma_{\Upsilon}^{HG} = 16 \text{ MeV}$ , which correspond to life time  $\tau_{\Upsilon}^{HG} = 12 \text{ fm}$ . This value is significantly higher than the life time of  $\Upsilon$  due to dissociation in QGP given in Fig. 5 of Ref. [8]. This suggests that the effect of absorption of  $\Upsilon$  by comoving hadrons does not play any significant role.

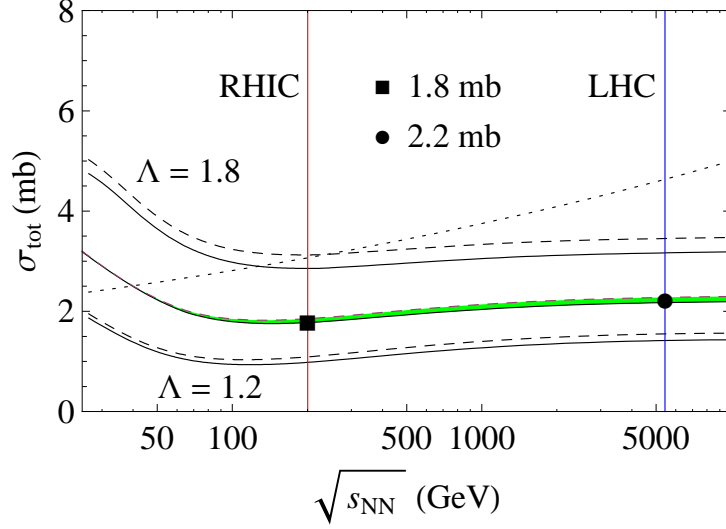


Figure 8: Total  $\Upsilon$  absorption cross section by nucleon as a function  $\sqrt{s_{NN}}$  energy for the  $\Upsilon$ 's produced at zero rapidity. Conversion between  $\sqrt{s_{N\Upsilon}}$  and  $\sqrt{s_{NN}}$  for zero rapidity particles is made by the formula  $s_{N\Upsilon} \simeq m_{\Upsilon} \sqrt{s_{NN}}$ . Solid and dashed curves correspond to coupling set 1 and 2 respectively, whereas the dotted curve represents the values of the cross sections obtained from  $\sigma_{N\Upsilon} = 2.5 (\sqrt{s_{NN}}/39)^{0.125}$ .

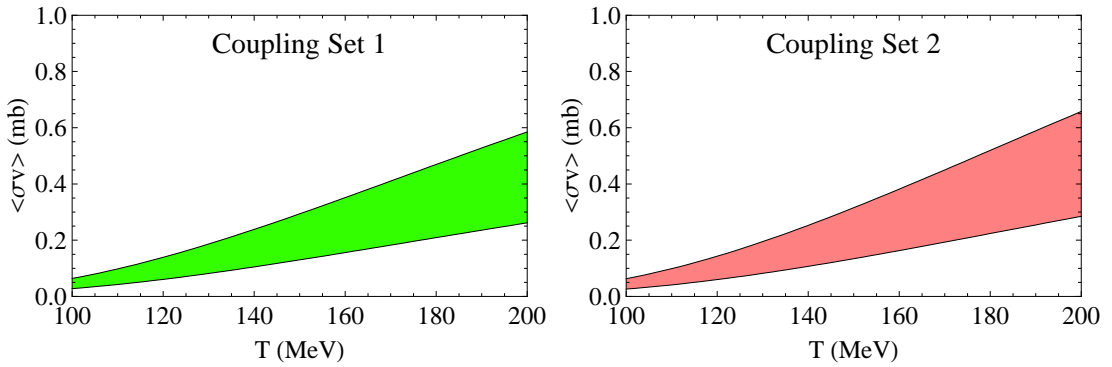


Figure 9: Thermal averaged values of total absorption cross sections of  $\Upsilon$  by nucleons as a function of temperature  $T$ . Colored region represents the uncertainty due to cutoff parameter.

## 6 Concluding Remarks

In this paper, we have calculated  $\Upsilon$  absorption cross sections by nucleons in meson-baryon exchange model using an effective hadronic Lagrangian. This approach has already been used for calculating absorption cross sections of  $J/\psi$  by light mesons and nucleons,  $\Upsilon$  mesons by  $\pi$  and  $\rho$  mesons, and recently for  $B_c$  mesons. Main input quantities required to calculate the cross sections are the effective couplings and the form factors. In this work the couplings are preferably fixed empirically, using VMD model, or by vector-current conservation. Unfortunately at present no information is available for the values of the couplings  $g_{B\Lambda_b}$  and  $g_{B^*\Lambda_b}$  which are required to calculate two-body processes, so we specify them by the known values of closely related couplings  $g_{D\Lambda_c}$  and  $g_{D^*\Lambda_c}$  as suggested by SU(5) symmetry. On the bases of two different estimates of the couplings  $g_{D\Lambda_c}$  and  $g_{D^*\Lambda_c}$ , we calculate the cross sections by applying two different values of  $g_{B\Lambda_b}$  and  $g_{B^*\Lambda_b}$ . Our results show that total absorption cross sections of  $\Upsilon$  by nucleons are almost same either way, though the cross sections of two-body processes are changed some what. So we conclude that a rigorous study of the couplings  $g_{B\Lambda_b}$  and  $g_{B^*\Lambda_b}$  can further improve our results for these processes. However, our results of total cross sections at high energy are not expected to change as in this regime the cross sections are mainly fixed by three body-processes, which don't depend upon these couplings. Another source of uncertainty in the cross sections comes from the form factors. In this work we use the monopole form factors in which the cutoff parameter is to be fixed empirically or using microscopic theories. However, in the absence of this information for the bottom mesons, we can constrain cutoff by (rms) size of interacting hadrons and find that 1.2 to 1.8 GeV is an appropriate range in which it could be varied to study the effect of its uncertainty on the cross sections. Same variation in the cutoff is also assumed in other studies of hadronic cross sections through meson-exchange model. We note that a known value of the effective cross section extracted from p-A data of E772 experiment can be used to fix the value of cutoff parameter. This allows us to provide definite predictions of the cross sections at the relevant energies for the upcoming RHIC and LHC experiments on p-A collisions. Our results could be useful in studying the effect of absorption of  $\Upsilon$  by nucleons in pre-equilibrium stage of QGP.

For the energies near threshold, we find much higher values of total cross sections as compared to the results obtained from pQCD. However, the corresponding thermal averaged values of cross section below  $T_c$  are very small. Combining these results with the thermal averaged cross sections of  $\Upsilon$  by pion and  $\rho$  meson, we find that the effect of absorption of  $\Upsilon$  by the coming hadrons after the hadronization is not important.

## Acknowledgement

FA and MN acknowledge financial support by HEC Pakistan under NRP grant number 15728.

## References

- [1] CMS Collaboration, Phys. Rev. Lett. **109**, 222301 (2012); ALICE Collaboration, Phys. Lett. B **822**, 136579 (2021).
- [2] T. Matsui & H. Satz, Phys. Lett. B **178**, 416 (1986).
- [3] B. Svetitsky, Phys. Rev. D **37**, 2484 (1988).
- [4] R. L. Thews, M. Schroedter, and J. Rafelski, Phys. Rev. C **63**, 054905 (2001); A. Andronic, P. Braun-Munzinger, K. Redlich, and J. Stachel, Nucl. Phys. A **789**, 334 (2007).

- [5] Z. Lin and C. M. Ko, Phys. Lett. B **503**, 104 (2001).
- [6] Cheuk-Yin Wong, E. S. Swanson, and T. Barnes, Phys.Rev. C **65**, 014903 (2001), Erratum-  
ibid. C **66**, 029901(2002).
- [7] K. L. Haglin, Phys. Rev. C **61**, 031902 (2000).
- [8] L. Grandchamp, S. Lumpkins, D. Sun, H. van Hees, and R. Rapp, Phys. Rev. C **73**, 064906  
(2006).
- [9] Faisal Akram and M. A. K. Lodhi, Nucl. Phys. A **877**, 95 (2011).
- [10] M. C. Areu et. Al., NA50 Collaboration, Phys. Lett. B **450** (1999) 456.
- [11] A. Adare et al., PHENIX collaboration, Phys. Rev. Lett. **98**, 232301 (2007).
- [12] J. Hüfner and B. Z. Kopeliovich, Phys. Lett. B **426**, 154 (1998); K. Redlich, H. Satz, and  
G. M. Zinovjev, Eur. Phys. J. C **17**, 461 (2000);
- [13] D. Kharzeev, C. Lourenco, M. nardi, and H. Satz, Z. Phys. C **17**, 461 (2000).
- [14] D. Kharzeev and H. Satz, Phys. Lett. B **334**, 155 (1994).
- [15] D. Kharzeev, H. Satz, A. Syamtomov, and G. Zinovjev Phys. Lett. B **389**, 595 (1996).
- [16] C. Y. Wong, E. S. Swanson and T. Barnes, Phys. Rev. C **62**, 045201 (2000); M. A. Ivanov,  
J. G. Korner, and P. Santorelli, Phys. Rev. D **70**, 014005 (2004).
- [17] K. L. Haglin, Phys. Rev. C **61**, 031902 (2000).
- [18] Z. Lin and C. M. Ko, Phys. Rev. C **62**, 034903 (2000).
- [19] W. Liu, C. M. Ko, and Z. W. Lin, Phys. Rev. C **65**, 015203 (2001).
- [20] B. Svetitsky, Phys. Rev. D **37**, 2484 (1988).
- [21] P. Braun-Munzinger and J. Stachel, Phys. Lett. B **490**, 196 (2000); A. Andronic et al.,  
Phys. Lett. B **571**, 36 (2003); A. Andronic et al., Phys. Lett. B **652**, 259 (2007).
- [22] G Martínez García, ALICE collaboration, J. Phys. G **38**, 124034 (2011).
- [23] Martin Schroedter, Robert L. Thews and Johann Rafelski, Phys. Rev. C **62**, 024905 (2000).
- [24] J. Letessier and J. Refelski, *Hadrons and Quark-Gluon Plasma* (CUP, 2002).
- [25] F. Becattini, Phys. Rev. Lett. **92**, 022301 (2005).
- [26] M. A. K. Lodhi, Faisal Akram and Shaheen Irfan, Phys. Rev. C **84**, 034901 (2011); Faisal  
Akram and M. A. K. Lodhi, Phys. Rev. C **84**, 064912 (2011).
- [27] M. A. K. Lodhi and R. Marshall, Nucl. Phys. A **790**, 323c-327c (2007).
- [28] Shaheen Irfan, Faisal Akram, Bilal Masud, and Bushra Shafaq, Phys. Rev. C **100**, 064906  
(2019).
- [29] S. Okubo, Phys. Rev. D **11**, 3261 (1975).
- [30] Yongseok Oh, Taesoo Song, and Su Houng Lee, Phys. Rev. C **63**, 034901 (2001).

- [31] Ö. Kaymakçalan and J. Schechter, Phys. Rev. D **31**, 1109 (1985).
- [32] M. B. Wise, Phys. Rev. D **45**, 2188 (1992); Tung-Mow Yan, Hai-Yang Cheng, Chi-Yee Cheung, Guey-Lin Lin, Y. C. Lin, and Hoi-Lai Yu, Phys. Rev. D **46**, 1148 (1992); **55**, 5851(E) (1997); Lai-Him Chan, Phys. Rev. D **55**, 5362 (1997).
- [33] E. Ferrari and F. Selleri, Suppl. Nuovo Cim. **26**, 451 (1962); V. B. Bereststsky and I. Ya. Pomeranchuk, Nucl. Phys. **22**, 629 (1961); Tsu Yao, Phys. Rev. **125**, 1048 (1961).
- [34] A. Sibirtsev, K. Tsushima, and A. W. Thomas, Phys. Rev. C **63**, 044906 (2001).
- [35] R. Machleid, K. Holinde and C. Elster, Phys. Rev. **149**, 1 (1987); R. Machleid, Adv. Nucl. Phys. **19**, 189 (1989); D. Lohse, J. W. Durso, K. Holinde, and J. Speth, Nucl. Phys. **A516**, 513 (1990).
- [36] V.G.J. Stoks and Th. A. Rijken, Phys. Rev. C **59** (1999) 3009.
- [37] F.O. Duraes, F.S. Navarra, and M. Nielsen, Phys. Lett. B **498** (2001) 169.
- [38] B. Holzenkamp, K. Holinde, and J. Speth, Nucl. Phys. A **500**, 485 (1989); G. Janssen, J. W. Durso, K. Holinde, B. C. Pearce, and J. Speth, Phys. Rev. Lett. **71**, 1978 (1993).
- [39] G. Janssen, K. Holinde, and J. Speth, Phys. Rev. C **54**, 2218 (1996).
- [40] Taesoo Song and Su Houng Lee, Phys. Rev. D **72**, 034002 (2005).
- [41] D. M. Alde et. al., Phys. Rev. Lett., **66**, 2285 (1991).
- [42] M. Bedjidan et. al., CERN-2004-009-C, (2004); hep-ph/0311048.
- [43] R. Rapp, D. Blaschke, and P. Crochet, Prog. Part. Nucl. Phys. **65**, 209 (2010).