

On the phase transition of the 3D random field Ising model

Marco Picco^{a,b} and Nicolas Surlas^c

^a Sorbonne Universités, UPMC Univ Paris 06, UMR 7589, LPTHE, F-75005, Paris, France

^b CNRS, UMR 7589, LPTHE, F-75005, Paris, France

^c Laboratoire de Physique Théorique de l'Ecole Normale Supérieure ¹,

24 rue Lhomond, 75231 Paris CEDEX 05, France

November 9, 2018

ABSTRACT

We present new numerical simulations of the random field Ising model in three dimensions at zero temperature. The critical exponents are found to agree with previous results. We study the magnetic susceptibility by applying a small magnetic field perturbation. We find that the critical amplitude ratio of the magnetic susceptibilities to be very large, equal to 233.1 ± 1.5 . We find strong sample to sample fluctuations which obey finite size scaling. The probability distribution of the size of small energy excitations is maximally non-self averaging, obeying a double peak distribution, and is finite size scaling invariant. We also study the approach to the thermodynamic limit of the ground state magnetization at the phase transition.

PACS numbers: 75.10.Nr, 75.50.Lk

Despite numerous efforts, the three dimensional random field Ising model (3DRFIM) is not yet fully understood. It is the only case where the perturbative renormalization group (PRG) can be analysed to all orders of perturbation theory [1, 2] but the PRG fails in the 3DRFIM case. Several attempts were made to explain this discrepancy [3, 4, 5, 6, 7, 8, 9]. PRG predicts dimensional reduction which turns out not to be true.

Many numerical simulations have been performed to understand the nature of the phase transition. The problem has been studied extensively thanks to zero temperature numerical simulations. There is a very fast algorithm to find exact ground states [10, 11, 12, 13]. In this paper we report new numerical simulations of the 3DRFIM on cubic lattices with periodic boundary conditions and a Gaussian distribution of the random field. Many different authors have performed such simulations looking at different aspects of the problem. Until recently the most extensive simulations were those of Anglès d'Auriac and Surlas (AdAS) [12], Hartmann and Young (HY) [14], Middleton and Fisher (MF) [15], and Wu and Machta (WM) [16]. When our work was at its final stage we became aware of the work of Fytas and Martin-Mayor (FMM) [17]. These authors performed by far the most extensive simulations up to date with a very careful analysis, including next to leading corrections to the critical behaviour. They simulate different random field distributions and show universality for the different distributions provided one takes proper account of non-leading corrections. When possible we compare our results to these previous works.

The difficulty of the problem is due to the large sample to sample fluctuations. We perform a finite size scaling analysis of these fluctuations. This analysis shows that these fluctuations are not a finite size effect and that they persist into the thermodynamic limit. They are largest for the case of the distribution of the sizes of small energy excitations (see later).

The model we will consider in this paper is defined through the Hamiltonian

$$\mathcal{H} = -J \sum_{\langle ij \rangle} \sigma_i \sigma_j - \sum_i h_i \sigma_i ,$$

¹Unité Mixte de Recherche du CNRS et de l'Ecole Normale Supérieure, associée à l'Université Pierre et Marie Curie, PARIS VI.

with the spins $\sigma_i = \pm 1$ on a cubic lattice with nearest neighbour interactions and h_i independent random magnetic fields obtained from a Gaussian distribution with zero mean and variance H^2 . At zero temperature the relevant parameter is the ratio of J^2/H^2 . One can vary either J or H^2 . In this paper we take $H^2 = 1$ and we vary J . There is a phase transition at $J = J_c$. J_c is known from previous simulations. AdAS found $J_c = 0.441 \pm 0.002$ [12] while HY obtained $H_c = 1/J_c = 2.28(1)$ and MF got $H_c = 2.27 \pm 0.004$ [15]. The agreement is remarkable because of the very different methods used to determine the critical point. The most recent simulations of FMM found $H_c = 2.2721(2)$, in agreement with the previous values [17]. There is similar agreement for the value of the critical exponent ν .

In this paper we assume $J_c = 0.44$, i.e. $H_c = 2.2727\dots$ and $1/\nu = 0.7$. In our simulations, we consider large numbers of samples, typically from 4 million for the smallest sizes to 100000 for the largest sizes. Each sample corresponds to a realisation of random fields h_i . For every sample we computed the ground states for several values of the ferromagnetic coupling close to J_c and for small translation invariant magnetic perturbations (see later).

1 Magnetization

In our opinion one of the open questions is the value of the magnetization

$$m = \frac{1}{L^3} \sum_i \sigma_i$$

at the critical point. It was argued in [12] that m is discontinuous at $J = J_c$, contrary to what is usually believed, while [15] argue that m is continuous.

We computed the absolute value of the ground state magnetization m_c at $J = J_c$ for sizes $11 \leq L \leq 200$, and the variation of the ground state magnetization when we change the strength of the ferromagnetic coupling. We first report the results for m_c averaged over the samples, \overline{m}_c . They are shown in table 1. We see that \overline{m}_c is very large and decreases only slowly with the lattice size. It still remains large even for $L = 200$.

The question is what is its value at the infinite volume limit. We fit the data for $L_{min} \leq L \leq 200$. It turns out it is not easy to extrapolate to $L \rightarrow \infty$. The results one gets depend on the hypothesis one makes when extrapolating. Different scenarios for approaching the thermodynamic limit can be considered: power law behaviour, $\overline{m}_c \sim L^{-\beta/\nu}$, logarithmic behaviour, $\overline{m}_c \sim (\log L)^{-\alpha}$, or convergence to a constant $\overline{m}_c \sim const. + L^{-p}$. The results also depend on whether one includes, or not, subdominant corrections, and on the choice of L_{min} . We have tried several scenarios we will detail bellow.

1. We assume that

$$\overline{m}_c \sim a_0 L^{-\beta/\nu}$$

i.e. that \overline{m}_c is zero at the thermodynamic limit and that the subdominant corrections are negligible. We obtain a value of $\beta/\nu \simeq 0.013$ but observe that there are strong finite size corrections. This is manifest by monitoring the quality of the fit. We obtain a very large χ^2 per degree of freedom if we keep small sizes. It is only after removing data for sizes smaller than $L = 30$ that the fit becomes acceptable. For $L_{min} \geq 30$ we obtain a value $\beta/\nu = 0.01335(40)$ which is stable with respect of the choice of L_{min} . Using the same assumptions MF found $\beta/\nu = 0.011(3)$, compatible with us. Next we include also subdominant corrections,

$$\overline{m}_c \sim a_0 L^{-\beta/\nu} (1 + a_1 L^{-\omega}) . \quad (1)$$

A fit of the data from $L_{min} = 11$ up to $L_{max} = 200$ gives the values $\beta/\nu = 0.01335(7)$ with $\omega \simeq 1.5 - 2.0$ and a $\chi^2 < 1.0$ per degree of freedom. Again the value of β/ν is very

Table 1: Magnetization $m(L)$ at the critical point for various sizes.

L	$m(L)$	dm
11	0.974303	0.000013
16	0.968823	0.000013
20	0.965738	0.000014
30	0.960296	0.000013
42	0.955906	0.000013
60	0.951373	0.000026
74	0.948683	0.000024
90	0.946200	0.000075
120	0.942497	0.000054
160	0.939018	0.000082
200	0.936134	0.000085

stable with respect to the choice of L_{min} . Notice that the exponent ω we obtained is much larger than the one found by FMM [17], i.e. $\omega = 0.52(11)$.

β/ν is extremely small. As MF observe, one would need to go to $10^{21} < L < 10^{38}$ to see a factor of 2 reduction in the magnetization at the critical point! If this were true it would raise the question of whether the thermodynamic limit is only of mathematical, and not physical, relevance.

2. Because we found a very small β/ν we tried also to fit under the assumption of zero magnetization and a logarithmic approach to the infinite volume limit, including subdominant corrections.

$$\overline{m}_c \sim \frac{a_0}{(\log L)^\alpha} (1 + a_1 L^{-\omega}) . \quad (2)$$

This fit gives $\alpha \simeq 0.1$ and $\omega \simeq 0.5$. The quality of the fit is always very good for any value of L_{min} with a small χ^2 per degree of freedom. Note that with this scaling form of the magnetization, the scaling correction exponent ω takes a value very close to the one of FMM [17]. This fact makes this fit attractive to us. Notice the very small value of the exponent α , i.e. $\overline{m}_c \sim (\log L)^{-0.1!!}$

3. Finally we tested the hypothesis that \overline{m}_c approaches a value different from zero when $L \rightarrow \infty$. We found a better fit to the data by imposing the obvious condition that $m \leq 1$. This is done by the change of variables $\overline{m} = \tanh(tm)$. We assume

$$tm(L) = tm_0 + a_0 L^{-p} + a_1 L^{-(p+q)} . \quad (3)$$

This fit is also excellent from $L_{min} = 11$ to $L = 200$. For $L_{min} = 11$ we find $tm_0 = 1.184$ or $m_0 = \tanh(tm_0) = 0.829$ with $p = 0.192$, $q = 1.389$ and the χ^2 per degree of freedom equal to 0.884. If we do not include the small sizes, i.e. $L_{min} = 11$, the data are overfitted and there is no well define minimum of the χ^2 . This is illustrated in figure 1. From the scaling relation $\overline{m}_c \sim L^{-\beta/\nu}$, we get that the magnetization critical exponent is $\beta = 0$.

The discontinuity of m at J_c does not necessary imply a first order transition. Because the critical exponent ν and the other critical exponents we will measure later in this paper take non-trivial values, we argue that the transition is in fact second order with $\beta = 0$. In the case of a first order transition, we would expect a bimodal distribution

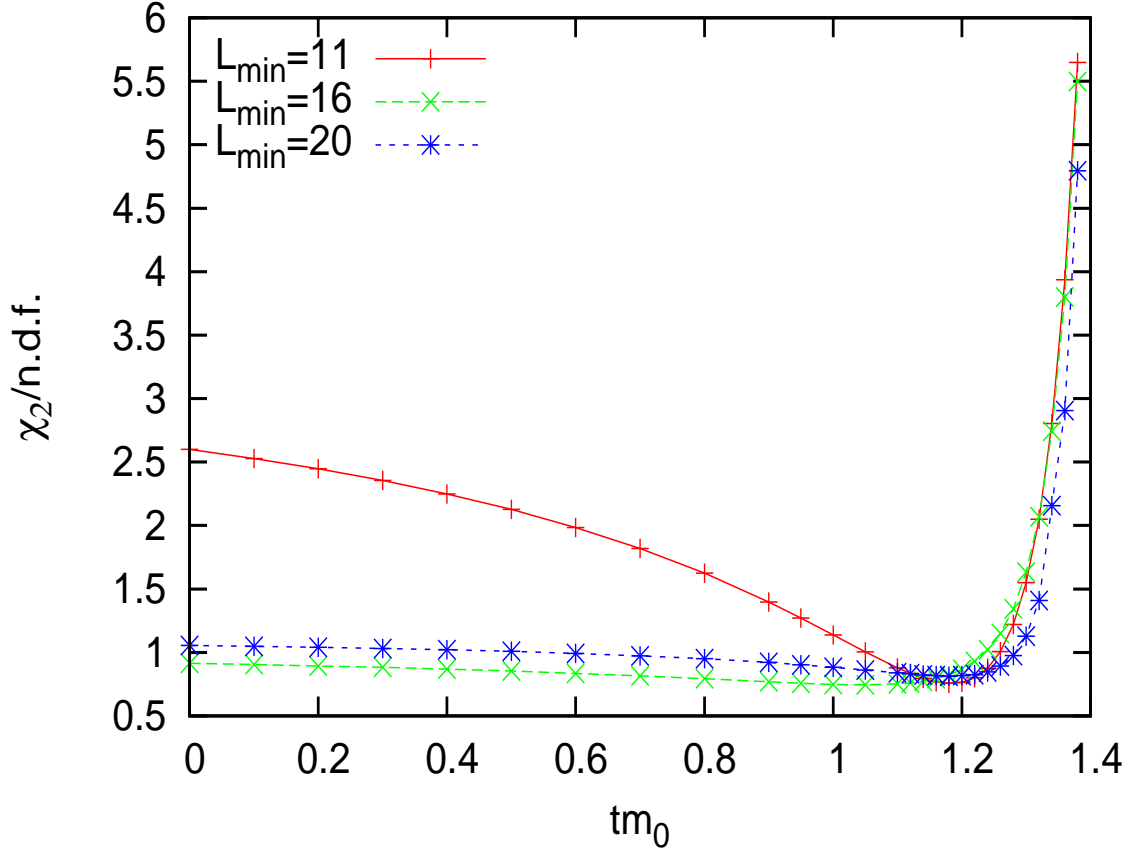


Figure 1: $\chi^2/n.d.f.$ versus tm_0 for a fit of $tm(L)$ to the form Eq.(3) with data in the range $L = L_{min} - 200$ and L_{min} shown in the figure.

of the ground state magnetization at the transition point. We found that this not the case, in agreement with FMM. They measured the Binder ratio at the transition and found $\overline{m^4}/(\overline{m^2})^2 = 1.0011$, i.e. the probability distribution of the magnetization is a delta function.

We conclude that if we limit ourselves to the data of table 1 it is not possible to decide with reasonable certainty whether the magnetization at the critical point $m_0 = 0$ or not and how the $L \rightarrow \infty$ limit is approached. We are inclined to prefer the logarithmic approach because it gives a value of ω compatible with FMM.

We next studied the variation of the magnetization m for small changes of the ferromagnetic coupling J around J_c for different lattice sizes L . We will denote in the following $dJ = J_c - J$. For every sample we compute ground state magnetizations for different values of dJ . (Positive dJ corresponds to $J < J_c$.) We denote by dm the difference of the magnetizations, $dm(dJ, L) = m_c - m(J, L)$ where m_c is here the magnetization of the sample at $J = J_c$. We extract the derivative of m at J_c for size L by fitting

$$\frac{\overline{dm(dJ, L)}}{dJ} = a(L) + b(L)dJ + c(L)(dJ)^2 .$$

We define

$$\frac{\partial m(L)}{\partial J} = a(L) .$$

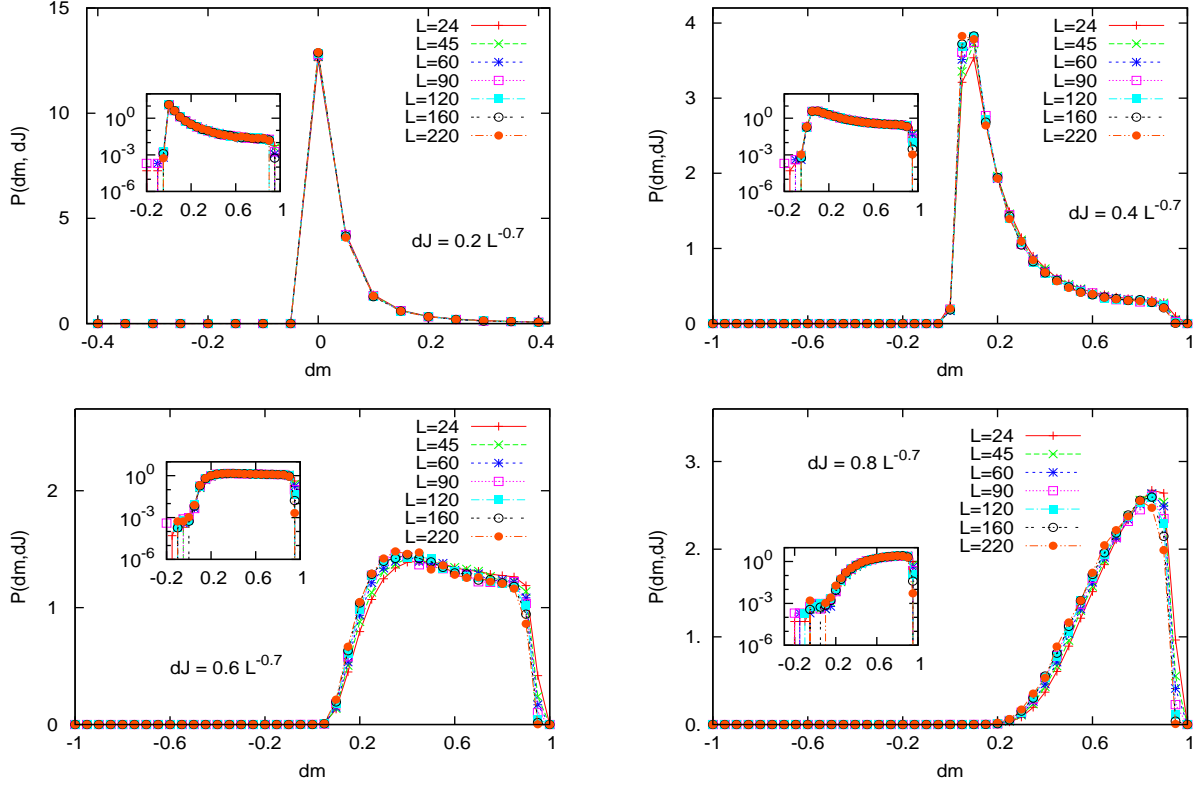


Figure 2: $P(dm, dJ)$ for the values of dJ indicated in the figure. In each case, we show in the inset the same plot with a log scale on the vertical axis.

We fit the L dependance of $a(L)$ and find $a(L) \simeq L^{1/\nu}$ with $1/\nu = 0.7$. This means that for $J \sim J_c$ and $J < J_c$ the ground state magnetization decreases as $\simeq L^{1/\nu}$.

We show in figure 2 the whole probability distribution $P(dm, dJ, L)$ of $dm(dJ)$ for different values of dJ and sizes L . $P(dm, dJ, L)$ is non-trivial and with an excellent approximation it obeys the finite size scaling relation

$$P(dm, dJ, L) = P(dm, dJ L^{1/\nu}) .$$

Not only $\overline{\partial m / \partial J} \sim L^{1/\nu}$ and becomes infinite in the infinite volume limit, but the whole probability distribution $P(dm, dJ, L)$ scales as a function of $dJ L^{1/\nu}$.

We also find a strong violation of self-averaging which is shown to persist to infinite volumes.

The excellent agreement with the finite size scaling of $P(dm, dJ, L)$ presented above and the additional finite size scaling analysis of other quantities to be presented below, reinforces our confidence in the value of J_c .

2 Magnetic susceptibility

To compute the magnetic susceptibility at $J = J_c$, we apply in addition to the random fields a very small uniform magnetic field δh . We compute the corresponding ground state magnetizations $\overline{m_k}$ for different values of $\delta h = \delta h_k$, $k = 1, 2, \dots$ and make a fit $(\overline{m_k} - \overline{m_c}) / \delta h_k = \chi(L) + c_1(L) \delta h_k + c_2(L) \delta h_k^2$. m_c and m_k are the magnetizations of the same sample at $J = J_c$ and $\delta h = 0$ and $\delta h = \delta h_k$ respectively. This is done for both signs of δh and for lattice sizes $L = 24, 30, 60, 90, 120, 160$. When δh_k has the same sign as m_c we compute the magnetic susceptibility $\chi_+(L)$. When δh_k has the opposite sign of m_c we compute $\chi_-(L)$ and the critical

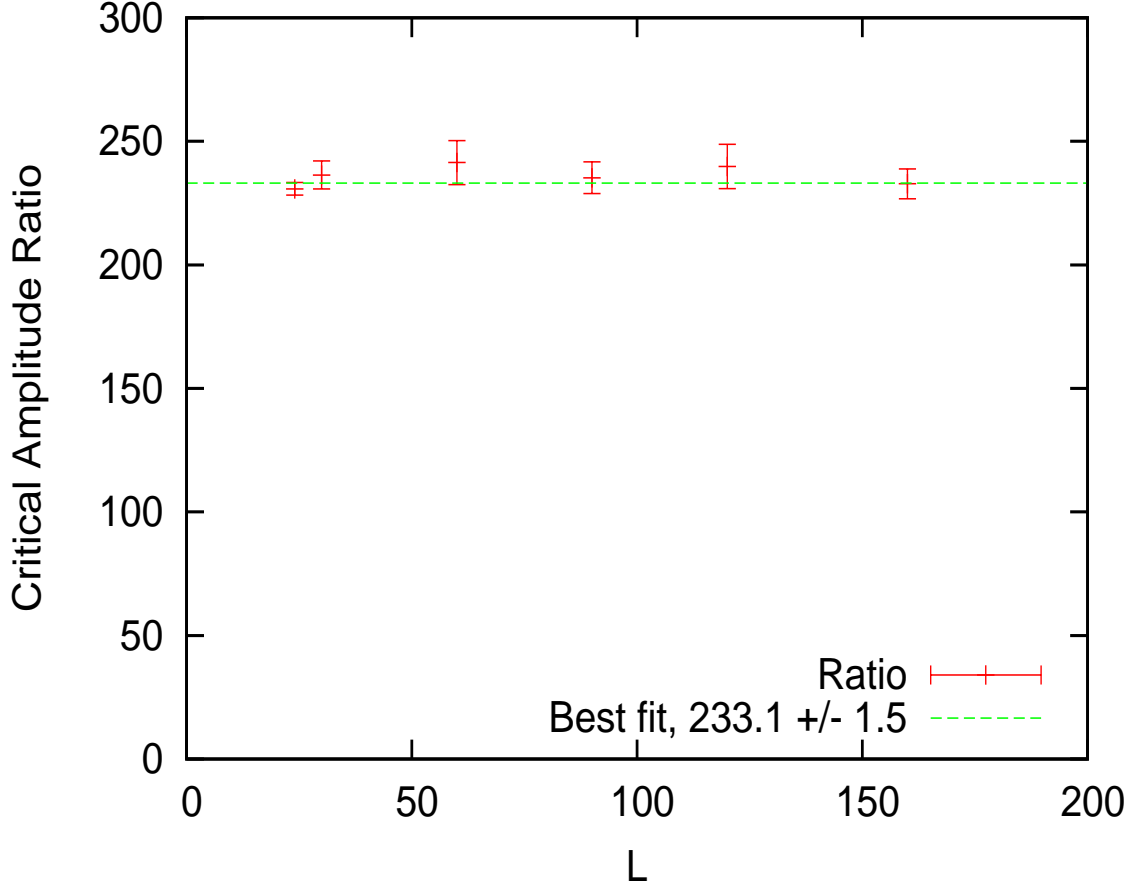


Figure 3: Critical amplitude ratio for the magnetic susceptibility versus the linear size L .

ratio $r_c(L) = \overline{\chi_-(L)} / \overline{\chi_+(L)}$. If the ground state magnetization at the phase transition is large and discontinuous, it would have consequences for the behaviour of the magnetic susceptibility at the critical point. A small uniform magnetic field δh of the same sign as m_c would change very little the magnetization, which is already close to one, while a δh of opposite sign would have a large effect. The critical ratio $r_c(L)$ should be very large.

For $L \geq 24$ we find that $\overline{\chi_+(L)}$ and $\overline{\chi_-(L)} \sim L^{\gamma/\nu}$ with $\gamma/\nu = 1.48 \pm 0.02$. These errors are purely statistical. The reduced χ^2 is very small even when including $L = 24$ and there is no need for subdominant corrections. For finite temperatures the magnetic susceptibility is $\chi = \beta \sum_{i,j} \langle \sigma_i \sigma_j \rangle - \langle \sigma_i \rangle \langle \sigma_j \rangle$. At zero temperature $\langle \sigma_i \sigma_j \rangle - \langle \sigma_i \rangle \langle \sigma_j \rangle = 0$ and β is infinite and the above relation is not well defined. For a Gaussian distribution of the random fields h_i , it can be shown for finite temperatures, by integrating by parts over the Gaussian distribution of the random fields, that $\overline{\chi} \sim \sum_{i,j} \langle h_i h_j \rangle$. Assuming the validity of this relation down to zero temperature, FMM found $\gamma/\nu = 1.4847 \pm 0.0010$, in agreement with our value. We find this agreement very remarkable because the methods of computing the exponent are so different.

Figure 3 shows the critical amplitude ratio $r_c(L)$ for different volumes. With a very good approximation $r_c(L)$ is L independent as it should be. We find $r_c(L) = 233.1 \pm 1.5$ which is shown as a dashed line in the figure. Notice the very large values of $r_c(L)$ which confirm our expectations. We do not know of any other physical system with such large values of critical amplitude ratios.

We found that $\overline{(m_k - m_c)} / \delta h_k$ is a very smooth function of δh_k , and was easy to fit with a

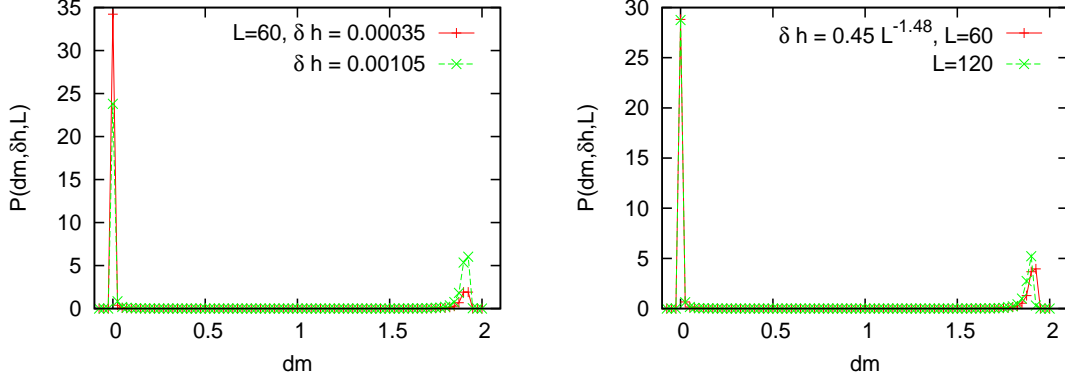


Figure 4: Distribution $P(dm, \delta h, L)$ for $L = 60$ on the left and for two values of δh . On the right, the same for $L = 60$ and 120 with $\delta h = 0.45 L^{-1.48}$.

polynomial in δh . This hides the fact that $(m_k - m_c)$ is maximally non self averaging. In fact it has a bimodal distribution! Only after averaging over samples does it becomes smooth. We have computed the probability distribution $P(dm, \delta h, L)$ of $dm = m_c - m_k$ for different values of δh and L . The left part of figure 4 shows $P(dm, \delta h, L)$ for $L = 60$ and two different values of δh as indicated in the plot. For both values of δh , $P(dm, \delta h, L)$ is a sum of two δ like functions, one centred around $dm = 0$, i.e. small change of the ground state magnetization, and the other around $dm = 2$, i.e. complete reversal of the system. This feature is true for all values of δh we studied. Only the height of the two peaks changes with δh ! It is remarkable that this happens in such a way that $\overline{(m_k - m_c)}/\delta h_k$ is smooth and a continuous function of δh .

In order to verify the volume dependance of this violation of self averaging, we performed a finite size scaling analysis. The right part of figure 4 shows $P(dm, \delta h, L)$ for a fixed combination $\delta h L^{\gamma/\nu}$ for $\delta h = 0.3$, $\gamma/\nu = 1.48$ and $L = 60$ and $L = 120$. This shows that the whole probability distribution of sample to sample fluctuations obeys finite size scaling, quite a novel result. The bimodal nature of $P(dm, \delta h, L)$ is not a small size effect but seems to persist to infinite volumes.

Although our estimation of critical exponents is compatible with previous results, we think that our study of sample to sample fluctuations adds a new and important insight into the nature of the phase transition.

This study of the magnetic susceptibility also provides information on the low energy excited states. It has been proposed [18] to add a small repulsion to the ground state in order to find low lying excited states. Because m_c is close to one, a small δh opposite to m_c constitutes such a repulsion. dm is a measure of the distance in configuration space between the ground state and the first excited states. Our calculation of $P(dm, \delta h, L)$ provides information on their probability distribution.

It is usually assumed that the probability distribution $P(d)$ of the distance d of the first excited state from the ground state is narrow and can be described by a single parameter \overline{d} , the average over samples of d . This assumption is important in the phenomenological scaling description of the phase transition in the 3DRFIM. We found that this assumption is not true. We think that a more sophisticated analysis, which takes into account the bimodal nature of $P(d)$, is needed in order to understand, using scaling arguments, the properties of the phase transition.

We also computed the probability distribution $P(dm, \delta J, \delta h, L)$ of the change of the magnetization $dm(dJ, \delta h) = m_c - m(J, \delta h)$, where $m(J, \delta h)$ is the ground state magnetization when, in addition to applying a constant magnetic field δh , we change the ferromagnetic coupling to $J = J_c - dJ$. Figure 5 shows that there is a double finite size scaling invariance,

i.e. $P(dm, dJ, \delta h, L) = \tilde{P}(dm, dJL^{1/\nu}, \delta hL^{\gamma/\nu})$. In contrast to previous figures, figure 5 includes both signs of δh (the absolute value of δh being the same), parallel and antiparallel to the ground state magnetization. $P(dm, dJ, \delta h, L)$ remains invariant when we simultaneously change the volume, the ferromagnetic coupling and the value of the constant part of the magnetic field in such a way to leave both $dJL^{1/\nu}$ and $\delta hL^{\gamma/\nu}$ invariant. The scaling function is highly non-trivial and illustrates again the very strong violation of self-averaging and its persistence to the infinite volume limit.

3 Specific heat

We also studied the specific heat C at the phase transition. We used a method very similar to the one for the magnetic susceptibility. For every sample we computed the energy differences $de_k = e_c - e_k$ where e_c is the ground state energy of the sample at the critical point $J = J_c$ and e_k the ground state energy at $J = J_k$. We measured de_k for several values of J_k , close to J_c . Let $dJ_k = J_c - J_k$. For every size L we fitted

$$\overline{de_k/dJ_k} = c_0(L) + c_1(L)dJ_k + c_2(L)dJ_k^2,$$

where $c_0(L)$ is the specific heat at size L . Our data are very well described by $c_0(L) = c_0(\infty) + aL^{-p}$, For $30 \leq L \leq 120$, we found $c_0(\infty) = 2.848 \pm 0.001$, $p = 0.663 \pm 0.036$ and $a = 0.179 \pm 0.017$. The χ^2 per degree of freedom is 0.06. Obviously there is no need for subdominant corrections.

The specific heat has been discussed at length by Hartmann and Young [14]. Although they study smaller systems and their method is very different from ours, their result is very similar. They found $c_0(\infty) = 2.84 \pm 0.05$, $p = 0.48 \pm 0.03$. They point out that there are two possible interpretations of this result [14]. One consists of interpreting $c_0(\infty)$ as the regular part of the specific heat with the singular part behaving as $L^{\alpha/\nu}$ with $\alpha/\nu = -0.663 \pm 0.036$, where α is the specific heat exponent. The second consists of considering the L^{-p} term as a correction to scaling. We remark that, within error bars, $p = 1/\nu$. According to this interpretation, the specific heat exponent is $\alpha = 0.0$.

Assuming our findings, i.e. $\beta \simeq 0$ where β is the magnetization exponent, the value of the magnetic susceptibility exponent $\gamma/\nu = 1.48$ and $\alpha = 0.0$, the scaling relation $\alpha + 2\beta + \gamma = 2$ is satisfied within the error bars. For this reason we conclude that $\alpha = 0.0$.

4 Discussion

Most of our results agree with the previous simulations [14, 15, 17], provided one takes into account the relation between critical exponents. This is in particular the case for the magnetic susceptibility exponent which is related to the correlation function exponents. This agreement is very remarkable because our approach is very different from the previous approaches. We measure γ/ν directly, by applying a small magnetic field perturbation, while previous estimations are based on the correlation exponent and the relation between exponents. The same is true for the specific heat.

For the first time we present a detailed finite size scaling analysis of the sample to sample fluctuations. Absence of self-averaging is not a finite size artefact. Our analysis relies on the values of J_c and ν . We did not estimate J_c and ν ourselves but used the values obtained by the previous authors. The validity of finite size scaling of the fluctuations adds further confidence on the values of J_c and ν obtained by these authors.

Our most striking result is probably the bimodal distribution of the size of low energy excitations. This was found when, on top of the random fields, we applied very small translation invariant magnetic fields δh of sign opposite to the ground state magnetization. These δh s play

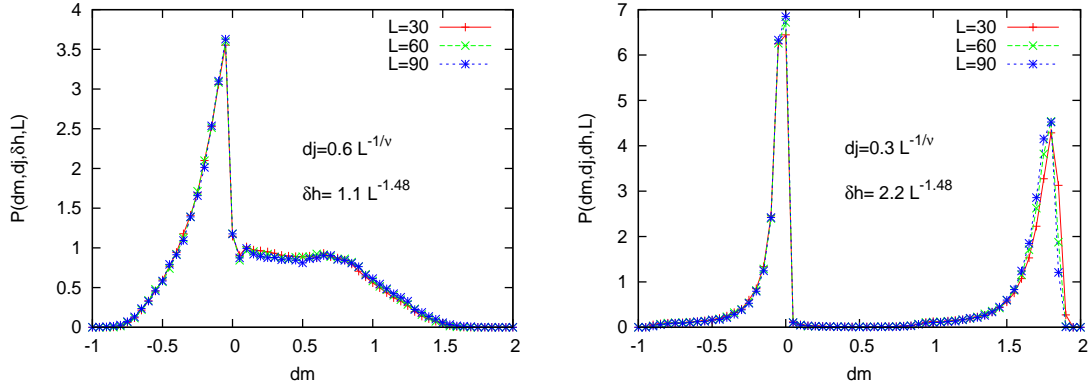


Figure 5: Distribution $P(dm, dJ, \delta h, L)$ for $L = 30, 60$ and 90 for two sets of values of δh and dJ as shown in each figure.

the role of a repulsion to the ground state. We found that the probability distribution $P(dm)$ of the resulting magnetization difference $dm = m_c - m(\delta h)$ has a double peak shape, one peak around $dm = 0$, and the other around $dm = 2$. $dm = 2$ means complete reversal of the spins. Because $m \sim 1$, dm measures the distance in configuration space to the ground state. We found that $P(dm)$ obeys finite size scaling (see figure 2). Imry-Ma type scaling arguments usually assume a continuous distribution of the sizes of the domains of the excited states. We found that there is no continuous distribution of the sizes of the domains of the excited states. Furthermore their probability distribution, which obeys finite size scaling, violates self-averaging in a maximal way. We believe that this fact should be taken into account to reformulate the scaling picture of the phase transition of the random field Ising model.

Another very striking result is the very large value of the critical amplitude ratio of the magnetic susceptibility.

Concerning the ground state magnetization at the phase transition, we found it difficult to reach a definite conclusion. We have studied three different scenarios, a) the magnetization converging to zero following a power law, i.e. $\overline{m_c} \sim L^{-\beta/\nu}$, b) converging to zero logarithmically, c) approaching a constant when $L \rightarrow \infty$. No one of these scenarios is excluded when one considers only the magnetization data at $J = J_c$, not taking into account the other results on the phase transition. In particular the value of the correction to scaling exponent ω obtained by FMM, strongly favours the logarithmic approach. On the other hand our results on the magnetic susceptibility critical amplitude ratio seem to favour the discontinuous magnetization scenario.

Acknowledgments

We would like to thank Victor Martin-Mayor for many stimulating discussions.

References

- [1] A. P. Young, J. Phys. **A** **10**, L257 (1977).
- [2] G. Parisi and N. Sourlas, *Phys. Rev. Lett.* **43**, 744-745 (1979).
- [3] G. Parisi, in Recent Advances in Field Theory and Statistical Mechanics, edited by J.-B. Zuber and R. Stora (North-Holland, Amsterdam, 1984), reprinted in Field Theory, Disorder and Simulations (World Scientific, Singapore, 1992);
- [4] M. Mézard and A. P. Young, *Europhys. Lett.* **18**, 653 (1992).
- [5] M. Mézard and R. Monasson, *Phys. Rev.* **B** **50**, 7199 (1994).

- [6] E. Brézin and C. De Dominicis, *Europhys. Lett.* **44**, 13 (1998).
- [7] E. Brézin and C. De Dominicis, *Eur. Phys. J. B* **19**, 467 (2001).
- [8] G. Parisi and N. Sourlas, *Phys. Rev. Lett.* **89**, 257204 (2002).
- [9] M. Tissier and G. Tarjus, *Phys. Rev. Lett.* **107**, 041601 (2011); *Phys. Rev. B* **85**, 104203 (2012).
- [10] A. T. Ogielski, *Phys. Rev. Lett.* **57**, 1251 (1986).
- [11] J.-C. Anglès d'Auriac, Ph.D. thesis, Centre de Recherches sur les Très Basses Températures, Grenoble, France, 1986.
- [12] J.-C. Anglès d'Auriac and N. Sourlas, *Europhys. Lett.* **39**, 473 (1997).
- [13] N. Sourlas, *Comput. Phys. Commun.* **121-122**, 183 (1999).
- [14] A. K. Hartmann and A. P. Young, *Phys. Rev. B* **64**, 214419 (2001).
- [15] A. A. Middleton and D. S. Fisher, *Phys. Rev. B* **65**, 134411 (2002).
- [16] Y. Wu and J. Machta, *Phys. Rev. B* **74**, 064418 (2006).
- [17] N. G. Fytas and V. Martin-Mayor, *Phys. Rev. Lett.* **110**, 227201 (2013).
- [18] S. Caracciolo, G. Parisi, S. Patarnello and N. Sourlas, *Europhys. Lett.* **11**, 783 (1990); S. Caracciolo, G. Parisi, S. Patarnello and N. Sourlas, *J. Physique, France* **51**, 1877 (1990).