

Shearing a glass and the role of pin-delay in models of interface depinning

Stefanos Papanikolaou^{1,2}

¹*Departments of Mechanical Engineering & Materials Science,
Yale University, New Haven, Connecticut 06520*

²*Department of Physics, Yale University, New Haven, Connecticut 06520*
(Dated: April 25, 2019)

When a disordered solid is sheared, yielding is followed by the onset of intermittent response that is characterized by slip in local regions usually labeled shear-transformation zones (STZ). Such intermittent response resembles the behavior of earthquakes or contact depinning, where a well-defined landscape of pinning disorder prohibits the deformation of an elastic medium. Nevertheless, a disordered solid is evidently different in that pinning barriers of particles are due to neighbors that are also subject to motion. Microscopic yielding leads to destruction of the local microstructure and therefore pinning should disappear for a finite timescale. For including this characteristic property in glass depinning models, we propose a general mechanism that involves a “pin-delay” time T_{pd} , during which each region that slipped evolves as a fluid. The new timescale can be as small as a single avalanche time-step. We demonstrate that the inclusion of this mechanism alters the universality class by increasing the critical exponent for the slip sizes τ and by causing almost oscillatory, stick-slip response. Moreover, it leads to a proliferation of large events that are highly inhomogeneous and resemble sharp slip band formation. Our model appears to be qualitatively consistent with recent experiments and simulations of disordered solids under shear.

Extreme phenomena in nature appear in a wide range of scales, from the abrupt nano-deformation of materials to earthquake faults that extend several miles. At all scales, avoiding such phenomena requires a deep understanding of the disparate timescales leading to separate as well as collections of events. Material plastic deformation displays characteristic intermittency in a wide range of systems: single crystals [1], bulk metallic glasses (BMG) [2–4], disordered granular solids [5, 6], colloids [7], frictional contacts [8, 9]. While numerical simulations of materials can be very detailed at short timescales, the detailed study of a collection of abrupt events remains still out of reach. The theoretical intuition for such systems comes from the thorough study of *interface depinning*: a d -dimensional elastic string travelling on a landscape of quenched disorder in $d+1$ dimensions under the help of a uniform external force [10]. In complex disordered solids, though, while the assumption of an elastic medium appears reasonable, the one related to quenched disorder should be placed under scrutiny: the pinning disorder for every particle originates in the actual interface that attempts to depin (other nearby particles); a disordered solid pins itself during deformation. A basic consequence is that local glass depinning is not *immediately* followed by re-pinning; instead, in short-time transients (compared to typical avalanche durations), the system behaves locally as a fluid of finite viscosity η ; In the context of depinning models we call this phenomenon *pin-delay*, generalizing the concept of complex fluid *thixotropy* [11]: the change from a solid-like elastic gel to a flowable fluid due to applied stress. In this paper, we focus on the problem of plastic deformation in disordered solids and we investigate how pin-delay influences the statistics of avalanches in simple models.

Plastic deformation in disordered solids, such as BMGs

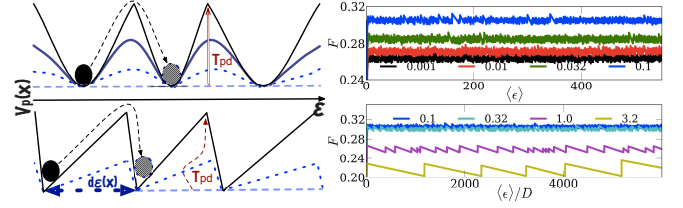


FIG. 1: **Left:** The pin-delay mechanism. Upper and lower panels show typical random pinning potentials for a single interface location $V_p(\mathbf{x})$, the former studied analytically, while the latter through simulations. We focus on the latter but the pin-delay mechanism applies universally: As external force increases, the interface slips by $d\epsilon(\mathbf{x})$ and the pinning potential disappears. It reappears (dashed lines) to its parent form during time T_{pd} . We consider, in simulations, the simplest case where at time T_{pd} the potential appears in a single step. **Right:** Stress fluctuations in the steady-state with increasing pin-delay. Here, $L = 256$, $T_d = 8$, $k = 0.1$, the legend indicates D (see text), top panel shows the low D behavior, while the lower refers to high D . The crossover $D^* = 0.1$ is shown in both panels for comparison and the bottom panel has a scaled strain axis with D for clarity purposes.

or granular piles, has been a topic of interest for several decades [12–14]; recently, it has become clear in well controlled experiments on BMGs that it does not evolve smoothly but through plastic bursts that organize into stick-slip stress oscillations with universal scaling [5]. In a paradox, while BMGs are strongly disordered, plastic bursts along STZs spatially organize along sharp (nanometer-range) slip bands, a phenomenon coined *slip localization*. Slip band formation, common in disordered solids such as BMGs, has been also shown to controllably emerge in colloids with increasing thixotropy [7]. In simulations, avalanche statistics in both two and three

dimensions [15] display universal behavior [16, 17] with the critical exponent $\tau \simeq 1.3$ if the particle ensemble follows steepest-descent dynamics. That universality class appears to be consistent with a simple, coarse-grained model of interface depinning [18, 19]. In retrospect, for less dissipative dynamics (a possible analog to increasing thixotropy) Salerno and Robbins [15] reported in both two and three dimensions a crossover where the stress drops display different universal statistics with $\tau \simeq 1.6$ and larger and strongly anisotropic plastic bursts [20].

Overdamped dynamics has been essential in the study of avalanche critical behavior, since numerical calculations remain tractable with event-driven dynamics being applicable. Departing away from that assumption to more complex local dynamics, such as underdamped finite inertia dynamics, is typically avoided. Finite inertia carries a system over successive (in deformation) pinning-potential energy minima to *minimize elastic interactions* and its effect appears similar to thixotropy in essence. The common approach used to include inertia effects is through emulating a frictional stick-slip mechanism, with rules that lower pinning barriers after the initial slip [21–26], without successive minima jumps or direct elastic interaction minimization of any sort. All studies of this type find that addition of local weakening introduces a global stick-slip instability discontinuously [22, 23, 26, 27]. Another approach to model inertia effects is through the inclusion of viscous effects in the elastic interaction, however the behavior is questionable near the depinning transition [41]. Finally, in mean-field approaches of interface depinning it is possible to study effective acceleration terms, but they do not alter the critical exponents and qualitative behavior near depinning [28].

In this paper, we propose a mechanism where abrupt local slip leads to the disappearance of the local pinning potential for a characteristic timescale T_{pd} . This is a local thixotropic feature that we conjecture to be present in all disordered solids, independent of composition or scale of fluctuations. During the interval T_{pd} , the system *flows* locally as a fluid of viscosity η (considered a material property that can be thought as analog to Newtonian fluid viscosity, but defined for transients between slip events).

We follow Talamali *et al.*'s approach [18] for $d = 2$ systems and assume that plastic deformation in disordered solids is modeled by the xx -component of the strain tensor $\epsilon \equiv \epsilon_{xx} = -\epsilon_{yy}$. The interaction due to local slip is the stress generated by local deformations of a random medium [29], which takes the form $\tilde{F}_{\text{int}}(k, \omega) = (-\cos(4\omega) - 1)\tilde{\epsilon}$ where k, ω are the polar coordinates in Fourier space [30] and $\tilde{\epsilon}, \tilde{F}_{\text{int}}$ are the transforms of the interaction and the strain. We scale the interaction strength by $c = 0.1$, equivalent to modifying the strain-slip scale. We initialize the $L \times L$ system with $\epsilon(\mathbf{x}) = 0 \forall \mathbf{x}$ and stress thresholds $f_p(\mathbf{x})$ taken from a uni-

form distribution $[0, 1)$. We increase the external stress F adiabatically, and at each time-step, for all \mathbf{x} that the total stress $\sigma(\mathbf{x}) = F_{\text{int}}(\mathbf{x}) + F - f_p(\mathbf{x})$ becomes positive, there is a strain increase $d\epsilon(\mathbf{x})$ randomly picked from a uniform $[0, 1)$ distribution, a simple way to implement in an event-driven way a pinning potential resembling the one in Fig. 1 (left-lower panel). The external stress is decreased by k/L^2 at each time-step to cut-off avalanches, as originally studied by Talamali *et al.* [42] – this cutoff mechanism resembles typical machine response, given an infinitesimal nominal deformation rate. For every \mathbf{x} that slipped at time t , we demand that $f_p(\mathbf{x}) = 0$ for a pin-delay time-interval T_{pd} that is an integer multiple of the unit time-step in an avalanche. During the pin-delay time after the slip, the system locally evolves as a fluid, assuming a coefficient $D \equiv 1/\eta$,

$$\frac{d\epsilon(\mathbf{x})}{dt} = D \sigma(\mathbf{x}) \quad (1)$$

When time T_{pd} has lapsed or the avalanche finished, a random threshold force is picked. The avalanche stops when $\sigma(\mathbf{x}) < 0 \forall \mathbf{x}$.

We first investigate this model as a function of $D \equiv 1/\eta$ for fixed $T_{pd} = 8$. The external stress required to maintain the steady state behavior starts decreasing and develops stick-slip oscillations as $D > D^* \simeq 0.1$ (*cf.* Fig. 1(right)). The critical exponent τ for the power law behavior of the slip size distribution increases from ~ 1.3 [30] to ~ 1.52 (and up to $1.65 - 1.7$ for $D > 1$, not shown [31]) and the form of the universal scaling function acquires a large-event hump (*cf.* Figs. 2, 3). It is possible to perform a scaling collapse for the two different regimes at small and large D (*cf.* Fig. 2): the behavior stays universal but the cutoff S_0 scales differently with the system size, $\sim L^{2.0}$ at low D and $\sim L^{3.0}$ at high D . For intermediate $D \simeq 0.1$, we observe a smooth exponent crossover. Avalanche durations (which are directly proportional to the stress drops in this model) display analogous behavior with their critical exponent changing from 1.6 to 2.1 and their cutoff exponent also changes from ~ 1.15 to ~ 1.5 [31]. For a scaling distribution $P(S) \sim S^{-\tau}$, that is trivially normalized $\int P(S, L) dS = 1$, one has $\tilde{P}(S) \equiv L^\alpha P(S) = g(S/L^\alpha)$. Finally, we mention that at large D the scaling collapse is not complete (the functional form at the cutoff region weakly changes) because an additional variable is present in the scaling function, k . The decrease of k leads to a hump at larger sizes (*cf.* Fig. 3 (right)) and with the current definitions, keeping k fixed implies positive scaling of the average avalanche size with the system size [18]; thus, larger system sizes are closer to the parent depinning critical point; if we hold the distance from the critical point fixed (*ie.* by modifying k to keep $\langle S \rangle$ fixed as the system size increases at $D = 0$) then a multi-variable scaling collapse is possible [31], in the spirit of previous work on

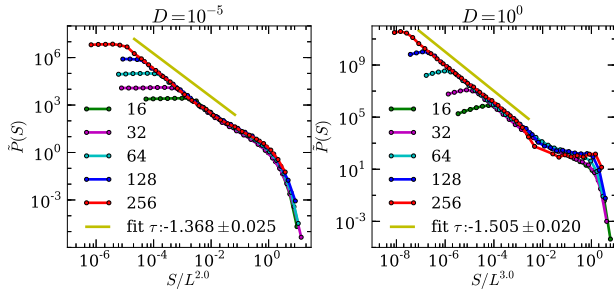


FIG. 2: **Scaling collapses of slip size probability distributions.** Size distributions are shown at low (left) and high(right) D at $T_{pd} = 8$, $k = 0.1$. At high D , there is a clear drift of the critical exponent τ to ~ 1.51 , the cutoff scaling exponent also changes from ~ 2.0 to ~ 3.0 and the shape of the scaling function is clearly modified with an observable hump at large sizes.

models of interface depinning [32].

For the behavior as a function of T_{pd} for fixed D , we find that at low $D < D^*$ (not shown), the increase of T_{pd} leads to smaller avalanches following the same parent distribution and similar critical exponents, acting in a sense like increasing k . This is sensible in that a large T_{pd} does not allow avalanches to grow, cutting them off. However, the strength of D is too small to build correlations among different STZs and thus, the critical exponents remain unaltered. However, as $D > D^*$ (cf. Fig. 3(left)) the increase of T_{pd} leads to larger avalanches, higher exponent τ (up to ~ 1.7) and a hump in the probability distribution that grows as $\sim 1/k$.

When k decreases, independently of the value of D , there appears to be a consistent drift of the critical exponent τ towards higher values, but the scaling function displays the characteristic hump only above D^* (cf. Fig. 3(right)), and in that regime the critical exponents change drastically. The avalanche sizes at the hump scale as $\sim 1/k$ and it appears plausible to conjecture that for any D there is a small enough k below which this novel behavior should be present, in accordance with the self-organized avalanche oscillator phenomenology [33].

Large events at the hump in the distributions at large D display a non-trivial system-spanning anisotropy along the diagonal, resembling sharp slip band formation (cf. Fig. 4(right)), in a strong amplification of the anisotropic features at $D = 0$ [18] (see also Fig. 4(left)). The features of Fig. 4 (right) are qualitatively independent of short-range features of the interaction, since they persist in the presence of a small-amplitude laplacian/diffusion term in the interaction ($\sim k^2$). The pin-delay mechanism appears as a possible candidate to explain the onset of sharp slip bands in disordered solids under shear, for the system-spanning characteristic of these events can justify the permanent character of the slip bands in BMGs. It is worth noting that there are several suggestions for the onset of slip bands related to slow

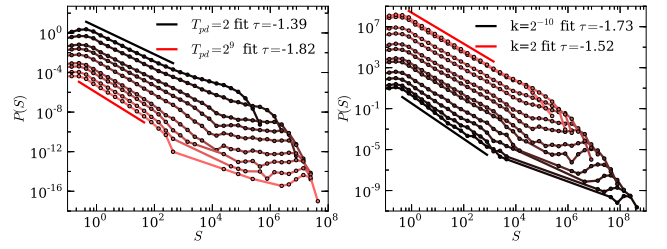


FIG. 3: **Effect of pin-delay duration T_{pd} and cutoff parameter k on avalanche distributions.** We set $L = 128$ and $D = 1$, being deep in the novel regime. Left: Here $k = 0.1$. T_{pd} increases from top to bottom by factors of 2, from 2 to 512. The increase of T_{pd} leads to a concrete change of the critical exponents and the formation of a hump at large sizes which scales with T_{pd} . Right: Here $T_{pd} = 8$. Distributions are shifted by factors of 4 for clarity. k decreases from top to bottom by factors of 2 starting from $k = 2$ and ending with 2^{-10} . The fits shown are for $k = 2$ and $k = 2^{-10}$ and the range of fit is shown by the extent of the actual line plotted. A drift to the exponent and the scale of the hump becomes clear as k decreases, *ie.* closer to the parent depinning critical point makes easier the crossover to the novel regime as expected [33].

structural relaxations [34, 35] which are clearly absent in our model.

Simulations in Refs. [15, 20] showed that disordered solids undergoing underdamped dynamics enter a non-trivial universality class, where τ appears to show a crossover from ~ 1.3 to ~ 1.6 when it is estimated through the stress drops. This exponent crossover together with the qualitative features (hump) of the universal scaling function and the steady-state average stress consistent decrease, all resemble the behavior of our model. An apparent resemblance to the spatial features of the largest events is also observed. The exponent that characterizes the scaling of the distributions' cutoff S_0 with the system size (Salerno *et al.* label it α) drifts from ~ 0.9 to ~ 1.6 in the underdamped regime; it resembles the drift observed here for the same exponent, from ~ 2.0 to ~ 3.0 (or for the stress drops/durations, from ~ 1.15 to ~ 1.5). We note that the actual values for the cutoff exponent depend drastically in the way used to cut-off avalanches. However, the relative drift of the exponent should be fully controlled by the same mechanism that controls the drift of τ ; the qualitative similarity of the drift renders further support to the ideas put forward in this work.

Features of Salerno *et al.*'s simulations that cannot be predicted by our model include: i) the fact that the energy drops appear to show the same critical exponent in both overdamped and underdamped limits and ii) the energy/stress drop exponents apparently change their exponent near a crossover damping rate. First, we note that the energy drops is a feature that we cannot predict since the model we used does not have an explicit energy




FIG. 4: **Slip band formation at large events due to pin-delay.** Here $L = 128$, $k = 0.1$, $T_{pd} = 8$, as in Fig. 2, The avalanche slip strain is shown due to a typical large event near the cutoff of the distributions. **Left:** Large events near the cutoff size of the avalanche distribution are inhomogeneous but non-persistent and non-spanning across the diagonal [18]. **Right:** Large events at the hump location of the avalanche size distribution display sharp slip-band formation that is spanning along the diagonal, with thickness that decreases with system size. Our results are unaffected by a small diffusion term added to the elastic interaction for regularizing short-range interaction effects [31].

functional that is minimized. Moreover, the distinction between energy, strain and stress jumps is not transparent in our model. There are ways to study models that use energy functionals, making simulations more expensive [33], and this is a direction that shall be pursued. Second, it is plausible that this feature is special to the particular approach used by Salerno *et al.* for the onset of pin-delay, since in the no-damping limit their model becomes Hamiltonian, a feature that might imply further behavioral complexity and additional dynamical symmetries. A more general, purely dissipative, approach for pin-delay should be able to avoid additional complexity.

Experimentally, to our knowledge, there are no well accepted estimates for the critical exponents in avalanche behaviors for disordered solids, such as BMGs or colloidal systems. However, there are several promising experiments in the fields of granular/colloidal systems and BMGs that render support to our results. De Richter *et al.* [5] in studies of sandpile avalanches at an incline observed a set of quasi-periodic bursts in addition to an apparent exponent drift for τ , if compared to exponent values typically suggested [25]. Further, Fall *et al.* [7] reported discontinuous slip band formation in colloidal systems with controlled increasing thixotropy. Also, the typical behavior of BMGs where slip band formation appears easier [13] at higher temperatures (where viscosity is lower) and smaller deformation rates (allowing for full relaxation during events), as naturally expected in our construction. While in support of our results, further experiments are needed to clarify the leading mechanisms for slip band formation and avalanches in disordered solids under shear, especially under controlled conditions such as colloidal systems with increasing thixotropy [7] or variable interaction range [36].

It is possible to formally introduce the “pin-delay” mechanism in depinning models by considering (*cf.* Fig. 1) that the pinning term’s strength is modified to become locally rate-dependent through $C_{pd}(t) = \frac{1}{T_{pd}} \int_{-\infty}^t dt' e^{-(t-t')/T_{pd}} (1 - \Theta(\dot{\epsilon}(\mathbf{x}, t') - v_{th}))$ or $C_{pd}(t) = \prod_{t'=t-T_{pd}}^t (1 - \Theta(\dot{\epsilon}(\mathbf{x}, t') - v_{th}))$ (the latter applies directly to the model numerically solved in this paper) and the pinning term [10] is multiplied by $C_{pd}(t)$, while all the other stress terms are multiplied by $C_{pd}(t) + 1/\eta(1 - C_{pd}(t))$. When the system locally slips $\dot{\epsilon} > v_{th}$ (where v_{th} is a threshold for viscoplastic flow rates), it locally flows with viscosity η for time T_{pd} to minimize the local stress with no pinning force present. After the timescale T_{pd} the system develops a usual pinning force, derived by a local pinning potential such as in Fig. 1. The continuous version of this phenomenon appears [31] to display the same qualitative effects as the simpler version considered numerically in this paper.

Our model’s distinctive feature is that it contains time-intervals *during* the avalanche process where the pinning potential is locally absent. This mechanism resembles the avalanche oscillator mechanism [33, 37, 38] that functions during the long *waiting intervals* in-between events, in that there are time intervals where direct minimization of the stress is pursued, with no pinning involved. Nevertheless, the dynamics of our model is active only during avalanche events and is due to the disordered nature of the microstructure, while the avalanche oscillator is due to thermal relaxations (structural in nature) competing with avalanches to minimize elastic interactions. In comparison to our model, while frictional stick-slip mechanisms appear similar (both mechanisms assume that after local slip the pinning barrier drops), it leads to very different results, as we demonstrated. The differences are due to two key ingredients: i) the capacity of the system to locally seek the true stress minimum (aside from local barriers) for a small but finite timescale T_{pd} , ii) the fact that local slip during time T_{pd} takes the system farther away from the local depinning threshold, albeit after having built collective, self-organized, correlations with the rest of the system.

I would like to thank M. Robbins for bringing this problem to my attention and for very helpful and inspiring discussions. I would like to also thank D. Bonn for introducing me into thixotropic fluids. Further, I would like to thank S. S. Ashwin, K. Dahmen, D. M. Dimiduk, J. P. Sethna, D. Vandembroucq, E. Van der Giessen and S. Zapperi for inspiring discussions. This work is supported through a DTRA grant No. 1-10-0021 at Yale University. This work benefited greatly from the facilities and staff of the Yale University Faculty of Arts and Sciences High Performance Computing Center.

-
- [1] D. M. Dimiduk, C. Woodward, R. LeSar, and M. D. Uchic, *Science* **312**, 1188 (2006).
- [2] B. A. Sun, H. B. Yu, W. Jiao, H. Y. Bai, D. Q. Zhao, and W. H. Wang, *Physical Review Letters* **105**, 035501 (2010).
- [3] G. Wang, K. C. Chan, L. Xia, P. Yu, J. Shen, and W. H. Wang, *Acta Materialia* **57**, 6146 (2009).
- [4] Z. W. Shan, J. Li, Y. Q. Cheng, A. M. Minor, S. A. Syed Asif, O. L. Warren, and E. Ma, *Physical Review B* **77**, 155419 (2008).
- [5] S. K. de Richter, V. Y. Zaitsev, P. Richard, R. Delannay, G. L. Caër, and V. Tournat, *Journal of Statistical Mechanics: Theory and Experiment* **2010**, P11023 (2010).
- [6] K. A. Dahmen, Y. Ben-Zion, and J. T. Uhl, *Nature Physics* **7**, 554 (2011).
- [7] A. Fall, J. Paredes, and D. Bonn, *Physical Review Letters* **105**, 225502 (2010).
- [8] R. Burridge and L. Knopoff, *Bulletin of the Seismological Society of America* **57**, 341 (1967).
- [9] D. S. Fisher, K. Dahmen, S. Ramanathan, and Y. Ben-Zion, *Physical Review Letters* **78**, 4885 (1997).
- [10] D. S. Fisher, *Physics Reports* **301**, 113 (1998).
- [11] T. Peterfi, *Arch. Entwicklungsmech. Org.* **112**, 680 (1927).
- [12] C. A. Schuh, T. C. Hufnagel, and U. Ramamurty, *Acta Materialia* **55**, 4067 (2007).
- [13] C. Volkert, N. Cordero, E. Lilleodden, A. Donohue, and F. Spaepen, *Size Effects in the Deformation of Materials: Experiments and Modeling* (MRS Symposium Proceedings No 976E (Materials Research Society, Warrendale, PA, 2007), 2007), pp. 0976–EE11–01.
- [14] C. Hays, C. Kim, and W. Johnson, *Physical Review Letters* **84**, 2901 (2000).
- [15] K. M. Salerno and M. O. Robbins, *arXiv preprint arXiv:1309.1872* (2013).
- [16] N. P. Bailey, J. Schiøtz, A. Lemaître, and K. W. Jacobsen, *Physical Review Letters* **98**, 095501 (2007).
- [17] S. Tewari, D. Schiemann, D. J. Durian, C. M. Knobler, S. A. Langer, and A. J. Liu, *Physical Review E* **60**, 4385 (1999).
- [18] M. Talamali, V. Petäjä, D. Vandembroucq, and S. Roux, *Physical Review E* **84**, 016115 (2011).
- [19] D. Vandembroucq and S. Roux, *Physical Review B* **84**, 134210 (2011).
- [20] K. M. Salerno, C. E. Maloney, and M. O. Robbins, *Physical Review Letters* **109**, 105703 (2012).
- [21] N. Friedman, A. T. Jennings, G. Tsekenis, J.-Y. Kim, M. Tao, J. T. Uhl, J. R. Greer, and K. A. Dahmen, *Physical Review Letters* **109**, 095507 (2012).
- [22] K. A. Dahmen, Y. Ben-Zion, and J. T. Uhl, *Physical Review Letters* **102**, 175501 (2009).
- [23] C. P. Prado and Z. Olami, *Physical Review A* **45**, 665 (1992).
- [24] M. J. Alava, P. K. Nukala, and S. Zapperi, *Advances in Physics* **55**, 349 (2006).
- [25] K. A. Dahmen, Y. Ben-Zion, and J. T. Uhl, *Nature Physics* **7**, 554 (2011).
- [26] R. Maimon and J. Schwarz, *Physical Review Letters* **92**, 255502 (2004).
- [27] J. Schwarz and D. S. Fisher, *Physical Review Letters* **87**, 096107 (2001).
- [28] P. Le Doussal, A. Petković, and K. J. Wiese, *Phys. Rev. E* **85**, 061116 (2012).
- [29] J. D. Eshelby, *Proceedings of the Royal Society of London. Series A. Mathematical and Physical Sciences* **241**, 376 (1957).
- [30] Z. Budrikis and S. Zapperi, *arXiv preprint arXiv:1307.2135* (2013).
- [31] S. Papanikolaou (in preparation).
- [32] Y.-J. Chen, S. Papanikolaou, J. P. Sethna, S. Zapperi, and G. Durin, *Phys. Rev. E* **84**, 061103 (2011).
- [33] S. Papanikolaou, D. M. Dimiduk, W. Choi, J. P. Sethna, M. D. Uchic, C. F. Woodward, and S. Zapperi, *Nature* **490**, 517 (2012).
- [34] K. Martens, L. Bocquet, and J.-L. Barrat, *Soft Matter* **8**, 4197 (2012).
- [35] E. A. Jagla, *Physical Review E* **76**, 046119 (2007).
- [36] H. Guo, S. Ramakrishnan, J. L. Harden, and R. L. Leheny, *The Journal of chemical physics* **135**, 154903 (2011).
- [37] E. A. Jagla, *Physical Review E* **81**, 046117 (2010).
- [38] A. Dobrinevski, P. Le Doussal, and K. J. Wiese, *Physical Review E* **88**, 032106 (2013).
- [39] M. C. Marchetti, A. A. Middleton, and T. Prellberg, *Physical Review Letters* **85**, 1104 (2000).
- [40] S. Papanikolaou, F. Bohn, R. L. Sommer, G. Durin, S. Zapperi, and J. P. Sethna, *Nature Physics* **7**, 316 (2011).
- [41] We note that while there are attempts to model viscous effects [39], the approach used heavily relied on conventional calculus manipulations, even though near the depinning transition the dynamical equations are known to be intrinsically stochastic. Please see Refs. [28, 40] and references therein.
- [42] This is not the only option for introducing a cut-off in the simulations [40], but it is appropriate for making contact with existing results [18]. We note that the L^2 factor is arbitrary. Explicit comparison between models lies beyond the purpose of this work.