

Is hexagonal flow v_6 just a superposition of elliptic v_2 and triangular v_3 flows?

L. Bravina,¹ B.H. Bruchheim Johansson,¹ G. Eyyubova,² V.L. Korotkikh,² I.P. Lokhtin,²
L.V. Malinina,^{2,*} S.V. Petrushanko,² A.M. Snigirev,² and E.E. Zabrodin^{1,†}

¹ Department of Physics, University of Oslo, PB 1048 Blindern, N-0316 Oslo, Norway

² Skobeltsyn Institute of Nuclear Physics, Moscow State University, RU-119991 Moscow, Russia

(Dated: March 15, 2019)

Partial contributions of elliptic v_2 and triangular v_3 flows to the hexagonal v_6 flow are studied within the HYDJET++ model for Pb+Pb collisions at $\sqrt{s} = 2.76$ A TeV. Scaling of the ratio $v_6^{1/6}\{\Psi_2\}/v_2^{1/2}\{\Psi_2\}$ in the elliptic flow plane, Ψ_2 , is predicted in the range $1 \text{ GeV}/c \leq p_T \leq 4 \text{ GeV}/c$ for semi-central and semi-peripheral collisions. Jets increase this ratio by about 10% and also cause its rise at $p_T \geq 3.5 \text{ GeV}/c$. The part of v_6 coming from v_2 is instantly increasing as the reaction becomes more peripheral, whereas the contribution of v_3 to v_6 drops. This behavior explains the experimentally observed increase of correlations between second and sixth harmonics and decrease of correlations between third and sixth harmonics with rising impact parameter b . Our study favors the idea that basic features of the hexagonal flow can be understood in terms of interplay of elliptic and triangular flows.

PACS numbers: 25.75.-q, 25.75.Ld, 24.10.Nz, 25.75.Bh

I. INTRODUCTION

One of the main goals of heavy-ion experiments at ultrarelativistic energies is study of properties of a new state of matter, quark-gluon plasma (QGP). Collider experiments with gold-gold collisions at $\sqrt{s} = 200$ AGeV at RHIC provided a lot of evidence that hot and dense substance formed at the very beginning of the collision could be treated as nearly perfect fluid [1]. Therefore, the whole paradigm has been changed. The plasma is not believed to be an ideal gas of non- (or weakly) interacting partons anymore, but rather a strongly interacting liquid [2]. It demonstrates a strong degree of collectivity, and the transverse flow of hadrons, particularly, *elliptic* flow [3], is a very important signal that supports the hydrodynamic description of heavy-ion collisions. Hydrodynamic models, however, overestimate the flow at $p_T \geq 2 \text{ GeV}/c$ [4], whereas conventional microscopic transport models undermine usually the strength of elliptic flow either at midrapidity [5] or at high transverse momenta [6, 7] at energies of RHIC or higher. The best description of the flow signal is obtained, therefore, in hybrid models, such as VISHNU [8] and MUSIC [9], which couple hydrodynamic treatment of the early stage of the expansion to hadron cascade model as an afterburner.

At present, the flow analysis is based on a Fourier decomposition of the azimuthal distribution of hadrons

[10, 11]

$$E \frac{d^3N}{d^3p} = \frac{1}{\pi} \frac{d^2N}{dp_t^2 dy} \left[1 + 2 \sum_{n=1}^{\infty} v_n \cos n(\phi - \Psi_n) \right], \quad (1)$$

where ϕ is the azimuthal angle between the transverse momentum of the particle and the participant event plane, each having its own azimuth Ψ_n ; and p_t and y are the transverse momentum and the rapidity, respectively. The flow harmonic coefficients

$$v_n = \langle \cos n(\phi - \Psi_n) \rangle \quad (2)$$

are obtained by averaging over all events and all particles in each event. The first two harmonics, dubbed *directed*, v_1 , and *elliptic*, v_2 , flow have been studied rather intensively during the last 15 years [4], whereas the systematic study of higher harmonics, namely, *triangular*, v_3 , *quadrangular* (or *hexadecapole*), v_4 , *pentagonal*, v_5 , and *hexagonal*, v_6 , flow has began quite recently in the LHC era [12].

It is generally assumed that, in case of non-central collision of two similar nuclei, remnants of the interacting nuclei fly away quickly thus giving space for expansion of the overlapped volume. In the transverse plane this area resembles ellipse, therefore, odd harmonics of anisotropic flow, such as v_3 , v_5 , etc, can be neglected because of the symmetry considerations. The concept of participant triangularity due to initial-state fluctuations was first introduced in [13]. In model simulations, the triangular flow signal was found directly proportional to the participant triangularity. After that, correlations have been studied between the higher-order harmonic eccentricity coefficients ε_n , linked to participant plane angles Φ_n , and the final anisotropic flow coefficients v_n and their final anisotropic flow angles Ψ_n , see, e.g., [14–18]. This analysis has been done within both ideal and viscous relativistic hydrodynamics with Monte Carlo Glauber or Color

*Also at Joint Institute for Nuclear Researches, RU-141980 Dubna, Russia

†Also at Skobeltsyn Institute of Nuclear Physics, Moscow State University, RU-119991 Moscow, Russia

Glass Condensate initial conditions. One of the interesting observations is that just the first few flow harmonics survive after the hydrodynamic evolution despite the fact that the initial spacial anisotropies are of the same order [15]. The characteristic mode-mixing between the different order flow coefficients has been revealed [16–18]. It is found that the final plane angles Ψ_n , $n > 3$ seem to be uncorrelated with the corresponding participant plane angles Φ_n , $n > 3$ associated with initial anisotropies [19]. In contrast, the response of the elliptic flow to ellipticity, as well as the triangular flow to triangularity, is approximately linear [17]. Is it because of the cross-talk of several harmonics, and which harmonics play a major role in this process? To answer these questions it would be important to study the influence of v_2 and v_3 , linked to elliptic and triangular anisotropies, respectively, on higher harmonics of the anisotropic flow. For our analysis the HYDJET++ model [20] is employed. The basic principles of the model are given in Sect. II.

II. MODEL

The Monte Carlo event generator HYDJET++ is a superposition of two event generators, FASTMC [21, 22] and PYQUEN [23], describing soft and hard parts of particle spectra in ultrarelativistic heavy-ion collisions at energies from RHIC ($\sqrt{s} = 200$ AGeV) to LHC ($\sqrt{s} = 5.5$ ATeV). Both FASTMC and PYQUEN generate particles independently. Their partial contributions to the total event multiplicity depend on collision energy and centrality. The soft part of a single event in HYDJET++ is a thermal hadronic state treated within the framework of parametrized hydrodynamics [21, 22]. The hard part of this event is represented by a multiple scattering of hard partons in a hot and dense medium, such as quark-gluon plasma (QGP). It accounts for the radiative and collisional energy losses [24] and shadowing effect [25]. Further details of the HYDJET++ can be found elsewhere [20–23]. Below we concentrate on the simulation of anisotropic flow in recent version of HYDJET++ [26].

In case of non-central collisions of identical nuclei the overlap area has a characteristic almond shape. This ellipsoid possesses the initial coordinate anisotropy, which is a function of impact parameter b and nuclear radius R_A , $\epsilon_0(b) = b/(2R_A)$. In azimuthal plane the transverse radius of the fireball reads [22]

$$R_{ell}(b, \phi) = R_{fo}(b) \frac{\sqrt{1 - \epsilon^2(b)}}{\sqrt{1 + \epsilon(b) \cos 2\phi}}. \quad (3)$$

Here ϕ is the azimuthal angle and $R_{fo}(0)$ is the model parameter which determines the scale of the fireball transverse size at freeze-out. The pressure gradients are stronger in the direction of short axis in the transverse plane. Thus, the initial spatial anisotropy is transformed into the momentum anisotropy, which results in

the anisotropy of the flow. The azimuthal angle of the fluid velocity vector ϕ_{fl} is linked to the azimuthal angle ϕ via [22]

$$\frac{\tan \phi_{fl}}{\tan \phi} = \sqrt{\frac{1 - \delta(b)}{1 + \delta(b)}}, \quad (4)$$

with $\delta(b)$ being the flow anisotropy parameter. In the employed version of the HYDJET++ both spatial and flow anisotropies, $\epsilon(b)$ and $\delta(b)$, are proportional to the initial spatial anisotropy $\epsilon_0 = b/(2R_A)$.

To introduce the triangular flow the transverse radius of the freeze-out surface is modified further [cf. Eq.(10) from [14]]

$$R(b, \phi) = R_{ell}(b, \phi) \{1 + \epsilon_3(b) \cos [3(\phi - \Psi_3)]\}, \quad (5)$$

where the new phase Ψ_3 is randomly distributed w.r.t. position of the reaction plane Ψ_2 . It means, particularly, that the integrated triangular flow measured in the reaction plane is zero, in accordance with the experimental observations. Similarly to $\epsilon(b)$, the new parameter $\epsilon_3(b)$, that is responsible for emergence of the triangular anisotropy, can be either linked to initial eccentricity $\epsilon_0(b)$ or treated as a free parameter.

It is worth mentioning here several important points. Like many other hydrodynamic models, HYDJET++ does not consider directed flow, i.e., v_1 of particles is essentially zero. The model describes the midrapidity area of heavy-ion collisions rather than the fragmentation ones. Recent measurements of the directed flow of charged particles done by the ALICE Collaboration at midrapidity in lead-lead collisions at $\sqrt{s} = 2.76$ ATeV [27] show that v_1 is order(s) of magnitude weaker than v_2 and v_3 . Then, in contrast to event-by-event (EeE) hydrodynamics, HYDJET++ has no evolution stage and, therefore, cannot trace, e.g., propagation of energy and density fluctuations of the initial state, the so-called hot spots. It deals already with the final components of anisotropic flow. Lacking the EeE fluctuations, the model generated ratios of different flow harmonics could be directly confronted only with the ratios obtained from EeE analysis of the data. This is not the case, however, because the data on flow harmonics are averaged over the whole statistics before performing the analysis of ratios, such as $v_n^{1/n}/v_2^{1/2}$. It leads to acquiring an extra-multiplier the model results (or data) should be adjusted to, see [30] for details.

The elliptic flow of particles contributes to all even harmonics, i.e. v_4 , v_6 , etc. For instance, quadrangular flow in HYDJET++ is determined solely by the elliptic flow of particles, governed by hydrodynamics, and particles coming from jets [28, 29]. The interplay between the elliptic and triangular flow will result in appearance of odd higher harmonics in the model. Similarly to v_2 , triangular flow should contribute separately to v_6 , v_9 , etc. The goal of our study of the hexagonal flow, v_6 , is, therefore, twofold. Firstly, the partial contributions of

v_2 and v_3 , each having its own reaction plane angle Ψ_2 and Ψ_3 , to v_6 should be analyzed. Of particular interest are the features of the distributions $v_6\{\Psi_2\}(p_t)$ and $v_6\{\Psi_3\}(p_t)$. Secondly, the model allows one to investigate the effect of jets on the flow harmonics. The previous study of the v_4/v_2^2 ratio has revealed that jets are indeed the source of non-flow correlations. But, before the analysis of generated spectra, we have to estimate individual contributions of elliptic and triangular flow to v_6 within the framework of relativistic ideal hydrodynamics.

III. v_6 AS A FUNCTION OF v_2 AND v_3

As was shown within the approach suggested in [31], the freeze-out distribution of fast particles obtained by a saddle-point integration is proportional to the exponential

$$\frac{d^3N}{dyd^2p_t} \propto \exp\left(\frac{p_t u_{\max} - m_t u_{\max}^0}{T}\right), \quad (6)$$

where $u = (u^0, u_{\parallel}, u_{\perp})$ is the fluid 4-velocity, $u_{\parallel} \equiv u_{\max}$, $v_{\max} = u_{\max}^0/u_{\max}$, y is the rapidity, T is the temperature and $m_t = \sqrt{m^2 + p_t^2}$ is the transverse mass of a particle. The method utilizes the fact that fast particles come from regions of the freeze-out hypersurface where the u_{\parallel} , which is parallel to particle's transverse momentum \vec{p}_t , is close to its maximum value u_{\max} [31]. Expanding $u_{\max}(\phi)$ in Fourier series one gets

$$u_{\max}(\phi) = u_{\max} \left[1 + 2 \sum_{n=1}^{\infty} V_n \cos(n\phi) \right] \quad (7)$$

Denoting

$$a = \frac{p_t - m_t v_{\max}}{T} u_{\max},$$

we obtain from Eq.(1), Eq.(6) and Eq.(7)

$$\exp\left\{a \left[1 + 2 \sum_{n=1}^{\infty} V_n \cos(n\phi) \right]\right\} = 1 + 2 \sum_{n=1}^{\infty} v_n \cos(n\phi) \quad (8)$$

Then, the expressions for the elliptic and triangular flows read

$$v_2 = aV_2 \equiv \frac{p_t - m_t v_{\max}}{T} u_{\max} V_2, \quad (9)$$

$$v_3 = aV_3 \equiv \frac{p_t - m_t v_{\max}}{T} u_{\max} V_3, \quad (10)$$

respectively. It is easy to see that the quadrangular flow depends on both V_2 and V_4

$$v_4 = \frac{1}{2} a^2 V_2^2 + aV_4. \quad (11)$$

Since the last term in Eq.(11) $aV_4 \ll a^2 V_2^2 \equiv v_2^2$ at $p_t \rightarrow \infty$, we regain the famous result $v_4 \cong \frac{1}{2} v_2^2$ [31].

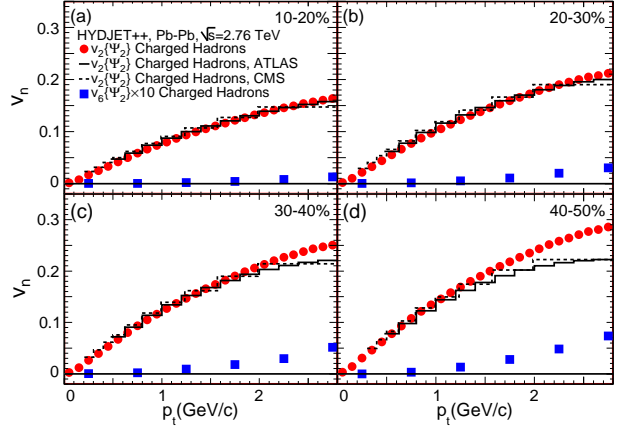


FIG. 1: (Color online) Transverse momentum dependencies of $v_2\{\Psi_2\}$ (circles) and $v_6\{\Psi_2\}$ (squares) of charged hadrons calculated within the HYDJET++ for Pb+Pb collisions at $\sqrt{s} = 2.76A$ TeV at centralities (a) $\sigma/\sigma_{\text{geo}} = 10 - 20\%$, (b) $20 - 30\%$, (c) $30 - 40\%$, and (d) $40 - 50\%$. Solid and dashed histograms show experimental data on v_2 taken from ATLAS [32] and CMS [33], respectively.

For the hexagonal flow one gets after the straightforward calculations

$$v_6 = \frac{1}{6}(a_2 V_2)^3 + \frac{1}{2}(a_3 V_3)^2 + aV_6 + 3(aV_2)(aV_4) \quad (12)$$

At high transverse momenta the first two terms dominate over the last two ones, and we arrive to simple expression

$$v_6 \cong \frac{1}{6} v_2^3 + \frac{1}{2} v_3^2 \quad (13)$$

It is worth noting that this result was obtained under assumption of a single event plane. We have learned in the last few years, however, that each of the flow harmonics v_n possesses its own event plane Ψ_n not necessarily coinciding with the others. The interplay between different event planes can be very important, and one should consider Eq.(13) as a first-order approximation. Model results for the hexagonal flow and its correlations with the elliptic and triangular flows are given below.

IV. RESULTS AND DISCUSSION

To study formation of the hexagonal flow in the model ca. 2 000 000 lead-lead collisions were generated for each of four centralities $\sigma/\sigma_{\text{geo}} = 10 - 20\%$, $20 - 30\%$, $30 - 40\%$, and $40 - 50\%$. Transverse momentum distributions of v_6 in Ψ_2 and Ψ_3 planes are shown in Fig. 1 and Fig. 2, respectively, together with the corresponding distributions for the elliptic and triangular flows. Available experimental data for $v_2(p_T)$ and $v_3(p_T)$ are plotted onto the model calculations as well. The agreement with the data for both flow harmonics is quite good. Detailed comparison of the model results with the data is given in [26].

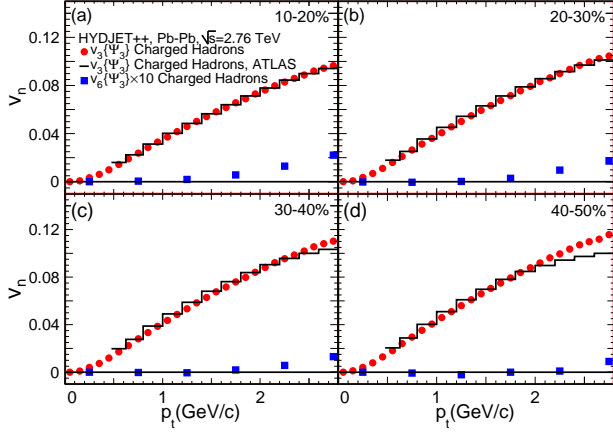


FIG. 2: (Color online) The same as Fig. 1 but for triangular and hexagonal flows in the Ψ_3 plane. Histograms show experimental data on v_3 taken from [32].

Recall, that the drop of elliptic flow at $p_T \geq 3$ GeV/c is attributed in the HYDJET++ to the interplay of soft hydrodynamic processes and hard jets [34, 35]. In ideal hydrodynamics particles with higher transverse momenta are carrying larger elliptic flow. However, number of these particles decreases exponentially with rising p_T , and after certain p_T the particle spectrum is dominated by hadrons coming out from quenched jets. The elliptic flow of the jet hadrons is almost zero, thus the resulting flow of high- p_T particles drops.

It appears that the hexagonal flow in HYDJET++ is weak but not zero in both Ψ_2 and Ψ_3 planes. In the Ψ_2 plane it starts to rise at $p_T \geq 1$ GeV/c as the reaction becomes more peripheral. Here we observe a clear tendency that v_6 of charged hadrons with high transverse momenta increases with rising impact parameter. In the Ψ_3 plane the high- p_T tail of the distribution is presented as well. Surprisingly, the generated $v_6\{\Psi_3\}(p_T)$ seems to become a bit weaker at $0 \leq p_T \leq 2.5$ GeV/c with increasing b , despite of the fact that triangular flow slightly increases. This peculiarity is clarified in our study below.

To check the scaling trends in the behavior of different flow harmonics the ratio $v_n^{1/n}/v_2^{1/2}$ is employed. The ratio $v_6^{1/6}(p_T)/v_2^{1/2}(p_T)$ in the Ψ_2 plane is displayed in Fig. 3 for (a) hadrons participated only in hydrodynamic process and (b) for all hadrons in the system. Note, that the hexagonal flow here is determined w.r.t. Ψ_2 plane and not to its own Ψ_6 plane. One can see the real scaling at $p_T \geq 1$ GeV/c, where all curves are on the top of each other. For “hydrodynamic” particles the relation $v_6/v_2^3 \approx 1/6$ is fulfilled with good accuracy already at $p_T = 1$ GeV/c. The effect of jets is twofold. First of all, hadrons from jets increase the considered ratio by ca. 10% in the interval $1 \text{ GeV/c} \leq p_T \leq 3 \text{ GeV/c}$. Secondly, at larger transverse momenta the ratio starts to rise further in contrast to plateau in the hydrodynamic case. Still, there is a hair-width difference between the

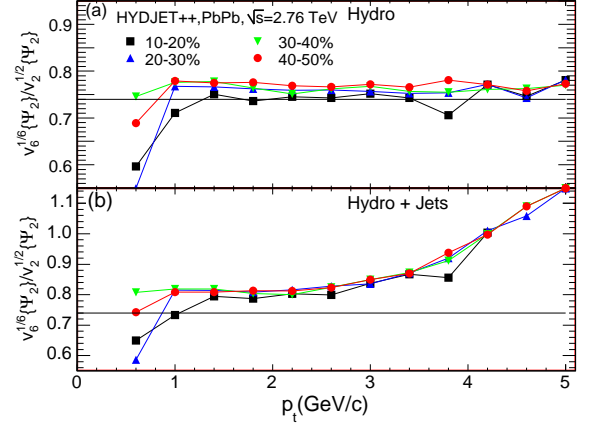


FIG. 3: (Color online) Ratio $v_6^{1/6}/v_2^{1/2}$ as a function of p_T in the Ψ_2 event plane for charged particles, originated from (a) soft processes only and (b) both soft and hard processes, in HYDJET++ simulations of Pb+Pb collisions at $\sqrt{s} = 2.76$ A TeV. The reaction centralities are 10 – 20% (squares), 20 – 30% (triangles up), 20 – 30% (triangles down), and 40 – 50% (circles).

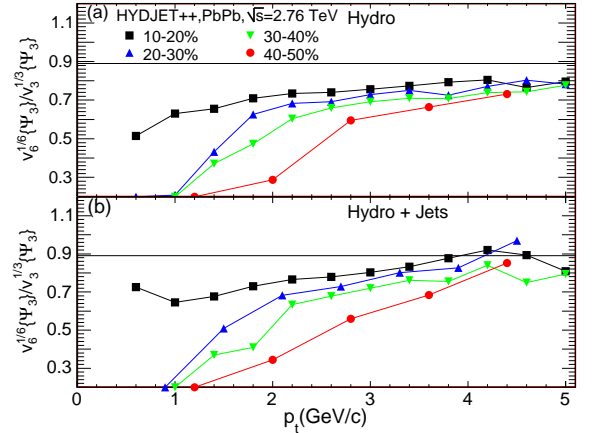


FIG. 4: (Color online) The same as Fig. 3 but for ratio $v_6^{1/6}/v_3^{1/3}$ vs. p_T in the Ψ_3 event plane.

curves representing four selected centralities.

The situation with the ratio $v_6^{1/6}(p_T)/v_3^{1/3}(p_T)$ in the Ψ_3 plane, which is depicted in Fig. 4, is not so clear. This ratio is below the ideal high- p_T limit $v_6/v_3^2 \approx 1/2$, but steadily increases to it with rising transverse momentum. Jets also increase this ratio and make its rise a bit steeper. In contrast to the scaling in the Ψ_2 plane, the ratio $v_6^{1/6}/v_3^{1/3}$ in the Ψ_3 plane decreases for more peripheral collisions.

This means that the partial contributions of elliptic and triangular flows to the projections of the hexagonal flow onto Ψ_2 and Ψ_3 planes are changing with centrality. Figure 5 presents v_6 , averaged in several p_T intervals, as a function of centrality in both Ψ_2 and Ψ_3 plane. Although

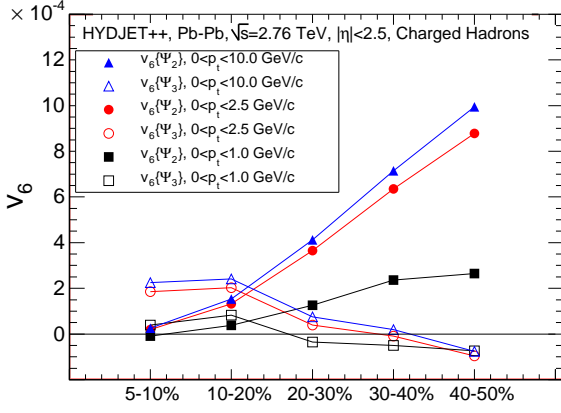


FIG. 5: (Color online) Hexagonal flow $v_6\{\Psi_2\}$ and $v_6\{\Psi_3\}$ of charged particles vs. centrality in Pb+Pb collisions at $\sqrt{s} = 2.76A$ TeV simulated by HYDJET++. The pseudo-rapidity interval is $|\eta| < 2.5$. Full and open symbols indicate $v_6\{\Psi_2\}$ and $v_6\{\Psi_3\}$ of hadrons with transverse momenta below 10 GeV/c (triangles), 2.5 GeV/c (circles), and 1 GeV/c (squares), respectively.

the absolute magnitude of the signals depends on the selected p_T intervals, the tendencies in the v_6 development are clearly revealed. Namely, $v_6\{\Psi_2\}$ is weak in semi-central collisions but gradually increases for more peripheral reactions. This issue is supported by recent CMS data on hexagonal flow extracted by different methods [36]. And vice versa, $v_6\{\Psi_3\}$ is maximal in semi-central collisions and then drops. Summarizing information provided by Eq.(13), Fig. 1, Fig. 2, and Fig. 5, we arrive to the following scenario. For central topologies triangular flow is stronger than the elliptic one, therefore, it makes the main contribution to the hexagonal flow. The event plane Ψ_6 is closer to the Ψ_3 rather than to the Ψ_2 one. - Recall, that there are no genuine hexagonal deformations in the HYDJET++ that can account for the formation of genuine v_6 . - In peripheral topologies elliptic flow dominates over the triangular one. Thus, the resulting hexagonal flow event plane Ψ_6 should be oriented closer to the Ψ_2 . In other words, in semi-central collisions Ψ_6 is stronger correlated with Ψ_3 , whereas in more peripheral collisions Ψ_6 is correlated rather with Ψ_2 .

To see this interplay more distinctly, we apply the method of event plane correlators [37–39]. For each flow harmonic of n -th order one has to determine the event flow vector \vec{Q}_n and the event plane angle Ψ_n following, e.g., prescription of [4, 11]

$$\begin{aligned} \vec{Q}_n &= (Q_{n,x}, Q_{n,y}) = \left(\sum_i w_i \cos(n\phi_i), \sum_i w_i \sin(n\phi_i) \right) \\ &= (Q_n \cos(n\Psi_n), Q_n \sin(n\Psi_n)) , \end{aligned} \quad (14)$$

$$\tan(n\Psi_n) = \frac{Q_{n,y}}{Q_{n,x}} , \quad (15)$$

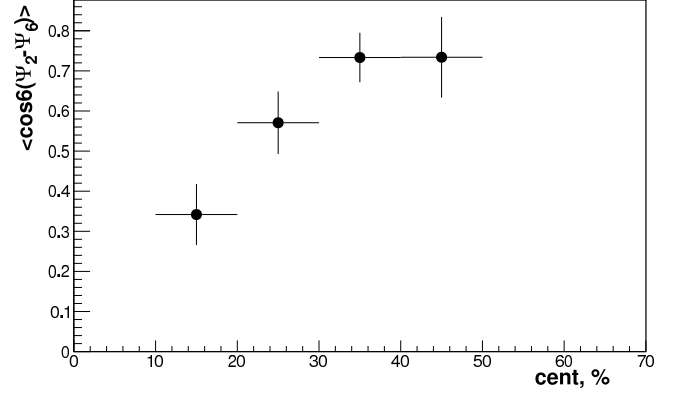


FIG. 6: Two-plane correlator $\langle \cos 6(\Psi_2 - \Psi_6) \rangle$ as a function of centrality for charged hadrons in HYDJET++ simulated Pb+Pb collisions at $\sqrt{s} = 2.76A$ TeV.

where w_i and ϕ_i are the weight and the azimuthal angle of i -th particle in the lab-system, respectively. The correlators between arbitrary l event planes of order k_l

have the form $\langle \cos \left(\sum_{k=k_{l_{\min}}}^{k_{l_{\max}}} kc_k \Psi_k \right) \rangle$ with the constraint

$\sum_{k=k_{l_{\min}}}^{k_{l_{\max}}} kc_k = 0$. In our case of just two planes, (Ψ_2, Ψ_6)

and (Ψ_3, Ψ_6) , the correlators are simply $\langle \cos 6(\Psi_2 - \Psi_6) \rangle$ and $\langle \cos 6(\Psi_3 - \Psi_6) \rangle$, respectively. Both correlators were extracted from the HYDJET++ events by the method applied for analysis of experimental data [38]. This approach implies separation of a single event into two forward-backward symmetric subevents with a pseudorapidity gap in between, and takes into account resolution corrections for each of the event planes, see [38] for details and also [39] for generalization of the method. Moreover, to avoid ambiguity in the interpretation of the results we have artificially increased the triangularity of the freeze-out hypersurface. The obtained correlators are displayed in Fig. 6 and Fig. 7. In contrast to Fig. 5, here the correlations are investigated between the different event planes and not between the flow harmonics projected onto Ψ_2 or Ψ_3 planes. We see that the correlator $\langle \cos 6(\Psi_2 - \Psi_6) \rangle$ increases for more peripheral collisions, whereas the correlator $\langle \cos 6(\Psi_3 - \Psi_6) \rangle$ drops. Similar centrality dependencies are observed by the ATLAS Collaboration as well [38]. Such a behavior has simple explanation. The event plane Ψ_6 becomes closer to the Ψ_2 one as the hexagonal flow is strongly determined by the v_2 for the peripheral collisions. Because v_3 is randomly oriented w.r.t. v_2 , the correlations between the Ψ_6 and the Ψ_3 become weaker. Recently, various two- and many-plane correlators have been studied in [39] within the microscopic AMPT model. Very good agreement with the experiment is demonstrated. However, the authors attribute the drop of the correlations between the 3-rd and the 6-th harmonics to the decrease of the triangular flow itself. This is not the case, because the magnitude of the v_3 is

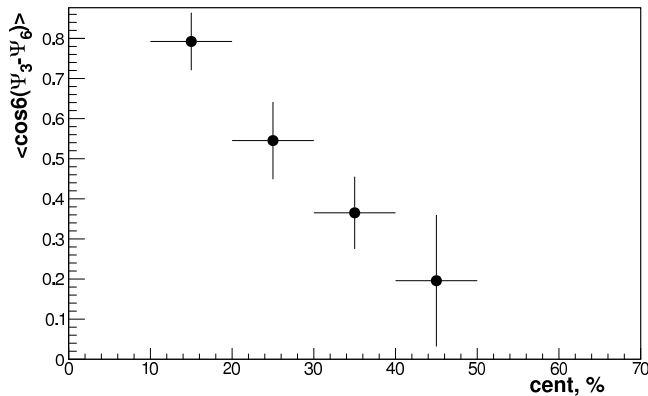


FIG. 7: The same as Fig. 6 but for two-plane correlator $\cos \langle 6(\Psi_3 - \Psi_6) \rangle$.

approximately the same, as one can see, e.g., in Fig. 2. In our opinion, the falloff is driven by two reasons: (i) domination of v_2 over v_3 in semi-peripheral and peripheral collisions, and (ii) absence of correlations between the Ψ_2 and Ψ_3 .

Finally, the contribution of the genuine hexagonal fluctuations to the final hexagonal flow should be weak. The experimentally observed event plane correlations and other features of v_6 are reproduced in terms of interplay between the second and the third flow harmonics.

V. CONCLUSIONS

The hexagonal flow v_6 is studied within the HYDJET++ model in Pb+Pb collisions at $\sqrt{s} = 2.76$ ATeV

and centralities $10\% \leq \sigma/\sigma_{\text{geo}} \leq 50\%$. In contrast to majority of hydrodynamic models, the HYDJET++ combines parametrized hydrodynamics with jets. Only second and third flow harmonics are generated at the freeze-out hypersurface in the present version of the model, therefore, the hexagonal flow originates solely as a result of nonlinear hydrodynamic response $v_6 \sim v_2^3 + v_3^2$. The following conclusions can be drawn.

(1) Scaling of the ratio $v_6^{1/6} \{ \Psi_2 \} / v_2^{1/2} \{ \Psi_2 \}$ is observed in the Ψ_2 event plane within the indicated centrality interval. No scaling is found for the ratio $v_6^{1/6} \{ \Psi_3 \} / v_3^{1/3} \{ \Psi_3 \}$.

(2) Jets increase both ratios by 10%–15% and lead to rising high- p_T tails at $p_T \geq 3$ GeV/ c .

(3) Behavior of the plane correlators $\langle \cos 6(\Psi_2 - \Psi_6) \rangle$ and $\langle \cos 6(\Psi_3 - \Psi_6) \rangle$ is in line with the experimental observations and with the centrality dependencies of v_6 on v_2 and v_3 in the Ψ_2 and Ψ_3 event planes, respectively. These findings strongly favor the idea that basic features of the hexagonal flow can be understood as a result of contributions of elliptic and triangular flows and their interplay. Original hexagonal initial fluctuations seem to play a minor role in the formation of v_6 .

Acknowledgments. Fruitful discussions with L. Csernai and J.-Y. Ollitrault are gratefully acknowledged. This work was supported in parts by the Department of Physics, UiO, Russian Foundation for Basic Research under grant No. 12-02-91505 and Grant of President of Russian Federation for Scientific School Supporting No. 3920.2012.2.

-
- [1] I. Arsene *et al.* (BRAHMS Collab.), Nucl. Phys. A **757**, 1 (2005); B.B. Back *et al.* (PHOBOS Collab.), *ibid.* 28 (2005); J. Adams *et al.* (STAR Collab.), *ibid.* 102 (2005); K. Adcox *et al.* (PHENIX Collab.), *ibid.* 184 (2005).
 - [2] E. Shuryak, Prog. Part. Nucl. Phys. **53**, 273 (2004).
 - [3] J.-Y. Ollitrault, Phys. Rev. D **46**, 229 (1992); *ibid.* **48**, 1132 (1993).
 - [4] S. A. Voloshin, A. M. Poskanzer, and R. Snellings, in *Relativistic Heavy Ion Physics* ed. by R. Stock, Landolt-Boernstein, vol. I-23, p.5–54 (Springer, Berlin, 2010) (arXiv:0809.2949 [nucl-ex]).
 - [5] M. Bleicher and H. Stöcker, Phys. Lett. **B526**, 309 (2002).
 - [6] E. E. Zabrodin, C. Fuchs, L. V. Bravina, and Amand Faessler, Phys. Lett. **B508**, 184 (2001).
 - [7] G. Burau, J. Bleibel, C. Fuchs, Amand Faessler, L. V. Bravina, and E. E. Zabrodin, Phys. Rev. C **71**, 054905 (2005).
 - [8] H. Song, S. A. Bass, and U. Heinz, Phys. Rev. C **83**, 024912 (2011).
 - [9] B. Schenke, S. Jeon, and C. Gale, Phys. Rev. C **82**, 014903 (2010).
 - [10] S. Voloshin and Y. Zhang, Z. Phys. C **70**, 665 (1996).
 - [11] A. M. Poskanzer and S. A. Voloshin, Phys. Rev. C **58**, 1671 (1998).
 - [12] J. Velkovska *et al.* (CMS Collab.), J. Phys. G **38**, 124011 (2011); J. Jia *et al.* (ATLAS Collab.), *ibid.* 124012 (2011); R. Snellings *et al.* (ALICE Collab.), *ibid.* 124013 (2011).
 - [13] B. Alver and G. Roland, Phys. Rev. C **81**, 054905 (2010).
 - [14] B. Alver, C. Gombeaud, M. Luzum, and J.-Y. Ollitrault, Phys. Rev. C **82**, 034913 (2010).
 - [15] G.-Y. Qin, H. Petersen, S. A. Bass, and B. Müller, Phys. Rev. C **82**, 064903 (2010).
 - [16] F. Gardim, F. Grassi, M. Luzum, and J.-Y. Ollitrault, Phys. Rev. C **85**, 024908 (2012).
 - [17] Z. Qiu and U. Heinz, Phys. Rev. C **84**, 024911 (2011).
 - [18] D. Teaney and L. Yan, Phys. Rev. C **86**, 044908 (2012).
 - [19] U. Heinz and R. Snellings, Ann. Rev. Nucl. Part. Sci. **64**, 123 (2013) (arXiv:1301.2826 [nucl-th]).
 - [20] I. P. Lokhtin, L. V. Malinina, S. V. Petrushanko, A. M. Snigirev, I. Arsene, and K. Tywoniuk, Comput. Phys. Commun. **180**, 779 (2009).
 - [21] N. S. Amelin, R. Lednicky, T. A. Pocheptsov, I. P. Lokhtin, L. V. Malinina, A. M. Snigirev,

- Iu. A. Karpenko, and Yu. M. Sinyukov, Phys. Rev. C **74**, 064901 (2006).
- [22] N. S. Amelin, R. Lednicky, I. P. Lokhtin, L. V. Malinina, A. M. Snigirev, Iu. A. Karpenko, Yu. M. Sinyukov, I. Arsene, and L. Bravina, Phys. Rev. C **77**, 014903 (2008).
- [23] I. P. Lokhtin and A. M. Snigirev, Eur. Phys. J. **C46**, 211 (2006).
- [24] <http://cern.ch/lokhtin/pyquen>.
- [25] K. Tywoniuk, I. C. Arsene, L. Bravina, A. B. Kaidalov, and E. Zabrodin, Phys. Lett. **B657**, 170 (2007).
- [26] V. L. Korotkikh *et al.*, (to be submitted).
- [27] B. Abelev *et al.* (ALICE Collab.), arXiv:1306.4145 [nucl-ex].
- [28] L. Bravina, B. H. Bruschheim Johansson, G. Eyyubova, and E. Zabrodin, Phys. Rev. C **87**, 034901 (2013).
- [29] E. Zabrodin, G. Eyyubova, L. Malinina, and L. Bravina, Acta Phys. Polon. B **5**, 349 (2012).
- [30] C. Gombeaud and J.-Y. Ollitrault, Phys. Rev. C **81**, 014901 (2010).
- [31] N. Borghini and J.-Y. Ollitrault, Phys. Lett. **B642**, 227 (2006).
- [32] G. Aad *et al.* (ATLAS Collab.), Phys. Rev. C **86**, 014907 (2012).
- [33] S. Chatrchyan *et al.* (CMS Collab.), Phys. Rev. C **87**, 014902 (2013).
- [34] G. Eyyubova, L. V. Bravina, E. E. Zabrodin, V. L. Korotkikh, I. P. Lokhtin, L. V. Malinina, S. V. Petrushanko, and A. M. Snigirev, Phys. Rev. C **80**, 064907 (2009).
- [35] E. Zabrodin, G. Eyyubova, L. Bravina, I. P. Lokhtin, L. V. Malinina, S. V. Petrushanko, and A. M. Snigirev, J. Phys. G. **37**, 094060 (2010).
- [36] S. Chatrchyan *et al.* (CMS Collab.), arXiv:1310.8651 [nucl-ex].
- [37] R. Bhalerao, M. Luzum, and J.-Y. Ollitrault, Phys. Rev. C **84**, 034910 (2011).
- [38] J. Jia *et al.* (ATLAS Collab.), Nucl. Phys. A **910-911**, 276 (2013).
- [39] R. Bhalerao, J.-Y. Ollitrault, and S. Pal, arXiv:1307.0980 [nucl-th].