

Nucleon structure from stochastic estimators

**Gunnar S. Bali, Sara Collins, Benjamin Gläbke, Meinulf Gockeler, Johannes Najjar*,
Rudolf Rödl, Andreas Schäfer, André Sternbeck, Wolfgang Söldner**

University of Regensburg, Universitätsstraße 31, 93053 Regensburg

E-mail: Gunnar.Bali@ur.de, Sara.Collins@ur.de,
Benjamin.Glaessle@ur.de, Meinulf.Goeckeler@ur.de,
Johannes.Najjar@ur.de, Rudolf.Roedl@ur.de, Andreas.Schaefer@ur.de,
Andre.Sternbeck@ur.de, Wolfgang.Soeldner@ur.de

Using stochastic estimators for connected meson and baryon three-point functions has successfully been tried in the past years. Compared to the standard sequential source method we trade the freedom to compute the current-to-sink propagator independently of the hadron sink for additional stochastic noise in our observables. In the case of the nucleon we can use this freedom to compute many different sink-momentum/polarization combinations, which grants access to more virtualities. We will present preliminary results on the scalar, electro-magnetic and axial form factors of the nucleon in $N_f = 2 + 1$ lattice QCD and contrast the performance of the stochastic method to the sequential source method. We find the stochastic method to be competitive in terms of errors at fixed cost.

*31st International Symposium on Lattice Field Theory - LATTICE 2013
July 29 - August 3, 2013
Mainz, Germany*

*Speaker.

1. Introduction

The structure of hadrons can be parameterized by generalized parton distribution functions. Their moments are accessible via three-point functions on the lattice.

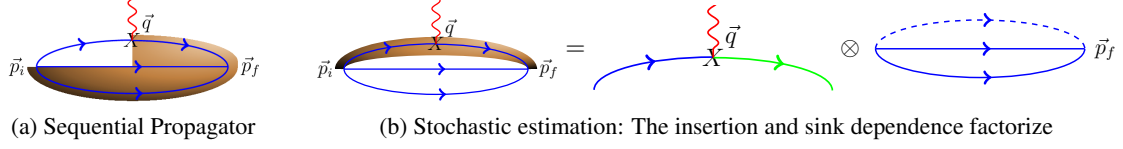


Figure 1: Pictorial representation of connected baryon three-point functions.

Three-point functions are traditionally computed with the sequential source method [1] and in this work we present an alternative approach using stochastic estimation techniques.

The advantage of this stochastic method [2] for baryon three-point functions [3] is that it allows for all polarizations and many sink momenta to be computed simultaneously, as both the current and the sink dependence factorize, see Fig. 1b. The latter grants access to high momentum transfers with small momenta at the source and sink, as the transferred momentum can be split between the baryon source and sink. Thus, two-point functions at only small momenta are needed. As the signal for the two-point functions deteriorates faster with increasing momentum, this could potentially outweigh the additional noise from the stochastic estimation. To determine this we performed a benchmark analysis of form factors with the stochastic method.

2. Computation of three-point functions with stochastic estimates

The two-point function for the nucleon is given by

$$\begin{aligned} C_{\mathcal{P}}^{\bar{N}N}(\vec{p}, t) &= V_3 a^3 \sum_{\vec{x} \in V_3} e^{-i\vec{p} \cdot \vec{x}} \mathcal{P}_{\bar{\gamma}\gamma} \langle N_{\gamma}(x) \bar{N}_{\bar{\gamma}}(0) \rangle \\ &= V_3 a^3 \sum_{\vec{x} \in V_3} e^{-i\vec{p} \cdot \vec{x}} B_{\mathcal{P}}^{C\gamma_5}(U(x, 0), U(x, 0), D(x, 0)), \end{aligned} \quad (2.1)$$

where \mathcal{P} is a matrix in Dirac space, N_{γ} is an interpolating operator with the quantum numbers of a nucleon, and U and D are propagators corresponding to the u and d quarks respectively. We follow the conventions of [4] and define

$$\begin{aligned} B_{\mathcal{P}}^{C\gamma_5}(U_1, U_2, D) &= \epsilon^{abc} \epsilon^{a'b'c'} \text{tr} \{ \mathcal{P} U_1^{aa'} \text{tr}_D [(C\gamma_5)^T D^{cc'T} (C\gamma_5) U_2^{bb'}] \\ &\quad + \mathcal{P} U_1^{ad'} (C\gamma_5)^T D^{cc'T} (C\gamma_5) U_2^{bb'} \}, \end{aligned} \quad (2.2)$$

where the indices $a, b, c \in 1, 2, 3$ refer to color. A three-point function has a current insertion at one of the propagators:

$$C_{\bar{N}N\mathcal{P}}^{3pt}(t_{\text{sink}}, t_{\text{ins}}; \vec{p}_f, \vec{q}, \Gamma, f) = V_3 a^3 \sum_{\vec{x} \in V_3} e^{-i\vec{p}_f \cdot \vec{x}} \mathcal{P}_{\bar{\gamma}\gamma} \langle N_{\gamma}(x) \mathcal{J}_f(t_{\text{ins}}, \vec{q}, \Gamma) \bar{N}_{\bar{\gamma}}(0) \rangle. \quad (2.3)$$

In this work we consider currents of the form

$$\mathcal{J}_f(t_{\text{ins}} = y_4, \vec{q}, \Gamma) = a^3 \sum_{\vec{y} \in V_3} e^{i\vec{q} \cdot \vec{y}} \bar{\Psi}_f^a(y) \Gamma_{\alpha\beta} \Psi_f^a(y), \quad (2.4)$$

where Γ is a matrix in Dirac space and Ψ_f is a quark field of flavor f . We only consider connected contributions in this work. The current insertion does not alter the Dirac and color structure of a propagator and the contractions for the three-point function with a current of flavor d yield

$$C_{NN\mathcal{D}}^{3pt}(t_{\text{sink}}, t_{\text{ins}}; \vec{p}_f, \vec{q}, \Gamma, d) = V_3 a^3 \sum_{\vec{x} \in V_3} e^{-i\vec{p}_f \cdot \vec{x}} B_{\mathcal{D}}^{C\gamma_5} \left(U(x, 0), U(x, 0), a^3 \sum_{\vec{y} \in V_3} e^{i\vec{q} \cdot \vec{y}} D(x, y) \Gamma D(y, 0) \right). \quad (2.5)$$

It is therefore possible to factorize the computation of a three-point function into a weight factor W and a modified two-point function \tilde{C}_{2pt} with the use of a timeslice-to-all propagator.

We can recover the three-point function from

$$C_{NN\mathcal{D}}^{3pt}(t_{\text{sink}}, t_{\text{ins}}; \vec{p}_f, \vec{q}, \Gamma, d) = \frac{1}{N} \sum_{n=1}^N \sum_{a, \alpha} \tilde{C}_{2pt}^{(n),d}(t_{\text{sink}} = x_4, \vec{p}_f)_\alpha^a W_\alpha^{(n),a}(d, d, \Gamma, \vec{q}, t_{\text{sink}} = x_4, t_{\text{ins}} = y_4). \quad (2.6)$$

The timeslice-to-all propagator is computed by seeding the sink time slice with $(\mathbb{Z}_2 \times i\mathbb{Z}_2)/\sqrt{2}$ source vectors $\eta_{\alpha,a}^{(n)}(x)$ [5].

Sink vectors χ_f , corresponding to the flavor f , are obtained by solving $\chi_{f,\beta,b}^{(n)}(y) = \mathcal{D}_f^{-1}{}^{ba}{}_{\beta\alpha}(y, x) \eta_{\alpha,a}^{(n)}(x)$. We can reconstruct the propagator from

$$\frac{1}{N} \sum_{n=1}^N \chi_{f,\beta,b}^{(n)}(y) \eta_{\alpha,a}^{(n)\dagger}(x) = G_{f,\beta\alpha}^{ba}(y, x) \left(\mathbb{1} + \mathcal{O}\left(\frac{1}{\sqrt{N}}\right) \right). \quad (2.7)$$

Using γ_5 -hermiticity to revert the propagation direction, the weight factor is

$$W_\alpha^{(n),a}(f_1, f_2, \Gamma, \vec{q}, t_{\text{sink}} = x_4, t_{\text{ins}} = y_4) = a^3 \sum_{\vec{y} \in V_3} e^{i\vec{q} \cdot \vec{y}} G_{f_1\alpha\beta'}^{aa'}(0, y) \Gamma_{\beta'\alpha'}(y) \chi_{f_2,\alpha',a'}^{(n)\dagger}(y) \gamma_5. \quad (2.8)$$

Note that the t_{sink} -dependence is implicit through the computation of χ . We define a pseudo propagator for the \tilde{C}_{2pt} as

$$\tilde{G}_{\tilde{\alpha}\beta}^{(n)\tilde{a}b}(x, 0, a, \alpha) = \gamma_5 \eta_{\beta,b}^{(n)}(x) \delta_{\tilde{a}a} \delta_{\tilde{\alpha}\alpha}. \quad (2.9)$$

In the case of the d -quark current insertion in the proton the pseudo two-point function is

$$\tilde{C}_{2pt}^{(n),d}(t_{\text{sink}} = x_4, \vec{p}_f)_\alpha^a = V_3 a^3 \sum_{\vec{x} \in V_3} e^{-i\vec{p}_f \cdot \vec{x}} B_{\mathcal{D}}^{C\gamma_5} \left(U(x, 0), U(x, 0), \tilde{G}^{(n)}(x, 0, a, \alpha) \right). \quad (2.10)$$

The computation for the u -quark insertion is done in full analogy, the weight term is the same as the u and d quarks are taken to be degenerate in mass. With this trick we have split up the double sum (insertion, sink) into a product of two sums which speeds up the calculation greatly as the current insertion is truly independent of the baryon sink (see Fig. 1).

Matrix elements are computed by taking appropriate ratios of two- and three-point functions. Then the form factors in the Lorentz structure decompositions of the matrix elements are extracted by solving an overdetermined system of equations separately for each virtuality.

3. T-symmetry partner averaging

Under time-reversal $t/a \rightarrow (N_t - t/a) \bmod N_t \equiv -t/a$, $\gamma_4 \rightarrow -\gamma_4$ the physics should not change. With a given point-to-all propagator we can compute the two-point functions of the nucleon using a positive parity projector \mathcal{P}_+ and a negative parity projector \mathcal{P}_- separately at little additional cost. After time reversal of the negative parity projected two-point function the results can be averaged to increase the signal to noise ratio.

For the three-point function a similar procedure can be used. Since we then need a three-point function at t_{sink} and another one at $-t_{\text{sink}}$ this would require additional inversions using the sequential source method. With the stochastic estimation we can seed the timeslices t_{sink} and $-t_{\text{sink}}$ simultaneously. Then one can use the stochastic propagator to compute both three-point functions, see Fig. 2. This increases the stochastic noise of each individual three-point function, but the total signal to noise ratio is improved, compared to having only one measurement per configuration.

We compute the ratios C_{3pt}/C_{2pt} of the forward and backward propagating nucleon separately and then average as this keeps more of the correlations between two- and three-point function intact, compared to averaging first and then computing the ratio.

4. Lattice parameters

We have used $N_f = 2 + 1$, $32^3 \times 64$ SLiNC [6, 7] configurations from QCDSF at the symmetric point ($m_{u/d} = m_s$). For the quark smearing we have used 400 steps of Wuppertal smearing [8] on APE-smear [9], gauge links. We have performed a study on a small sample (103 configurations) comparing the non-relativistic [10] sequential source method and the fully relativistic stochastic method. Omitting the anti-particle contributions of the di-quark contained in the sequential source reduces the computational effort by a factor of two and seems to be reliable in terms of groundstate overlap at this large pion mass.

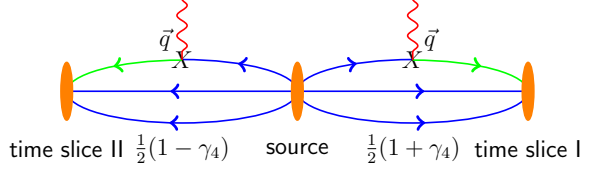


Figure 2: Pictorial representation of the double seeded stochastic three-point function.

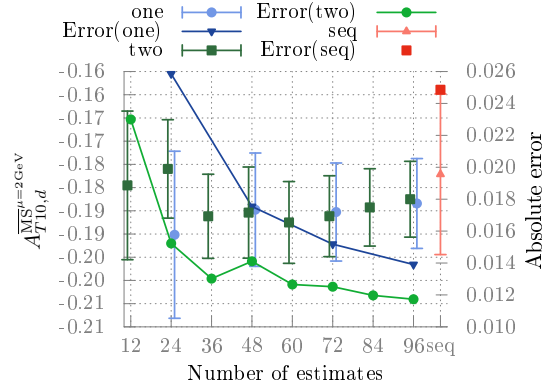


Figure 3: Comparison of single seeded to double seeded stochastic estimation method at $\beta = 5.29$, $m_\pi \approx 917$ MeV, $16^3 \times 32$, $N_f = 2$, Wilson Clover. The values for A_{T10} were slightly shifted to ease the comparison. The lines indicate the absolute errors of both methods. For reference the results of the sequential source method are given.

The number of stochastic estimators was put to 60, which is a sweet spot in terms of signal/noise at fixed cost. This can be seen in Fig. 3 where we plot the results for $A_{T10,d}$ [11] versus the number of estimates we have used. Employing a two timeslice source is compared to using only a one timeslice source and averaging the independently computed forward and backward going three-point function. For the stochastic method we average all three polarization directions, whereas for the sequential method we use only one. To extract all the form factors one needs 4 sequential sources (two flavors, polarized and unpolarized). Neglecting other costs the non-relativistic sequential source method is comparable to 24 stochastic estimators (48 for the fully-relativistic sequential source). Therefore, break-even is achieved if our errors are reduced by factors of 1.6 or 1.1, respectively.

5. Results

We have restricted the results to $Q^2 < 1 \text{ GeV}^2$ as we do not claim to have reliable data above that threshold (the signal to noise on the individual ratios deteriorates at too high momentum transfers). The stochastic data was furthermore restricted to use only $\vec{p}_f^2, \vec{p}_i^2 < 2 \frac{(2\pi)^2}{L^2}$ to keep the plots lucid. To guide the eye we have also included the results for the stochastic method on 827 configurations.

For the electro-magnetic form factor F_1 (Dirac form factor), Fig. 4, we see that the sequential method outperforms the stochastic method at low Q^2 , but the higher number of ratios that can be evaluated with the latter method allows us to determine F_2 (the Pauli form factor) much better already at medium Q^2 , see Fig. 5. For the other form factors, especially those with many contributions from polarized nucleons, the performance of the stochastic method improves even more significantly towards high Q^2 . This is illustrated in Fig. 6. Note that the stochastic method provides two measurements at two very similar virtualities (e.g., $\vec{p}_i = (1,0,0) \rightarrow p_f = (0,0,0)$ and $\vec{p}_i = (1,1,0) \rightarrow p_f = (1,0,0)$) due to the sink momentum not being restricted to zero.

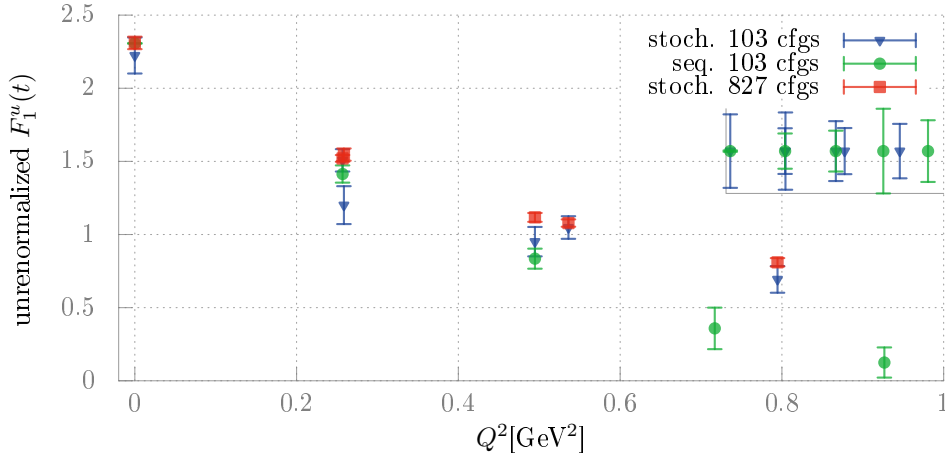


Figure 4: Stochastic estimation vs. sequential source method for the electro-magnetic form factor F_1 . In the inlay the results of the sequential and stochastic method for the small sample are shown with their values shifted to a constant.

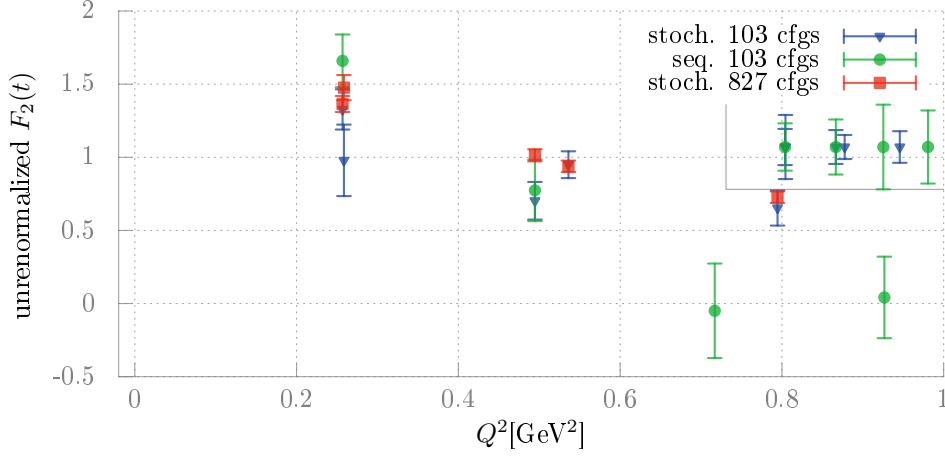
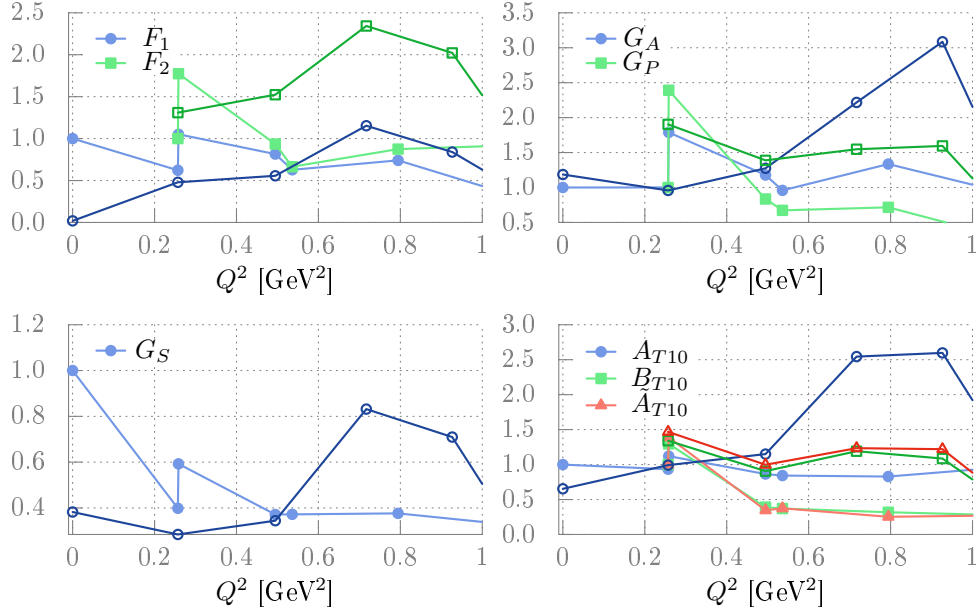
Figure 5: Same as Fig. 4 for the Pauli form factor F_2 

Figure 6: Comparison of the errors of stochastic estimation (full symbols) vs. sequential source (open symbols) for the unrenormalized charge form factors. The errors are normalized with respect to the first defined value of the stochastic error in the channel.

6. Conclusions and outlook

The stochastic method to compute baryon three-point functions is competitive to the sequential source method and is more flexible enabling the computation of multiple t_{sink} , sink smearings, or even realizing different baryons using the same stochastic propagator. This method is therefore particularly suitable for computing the whole set of three-point functions of the baryon octet/decuplet with transitions.

7. Acknowledgements

We use the Chroma software suite [12] and part of the calculation was performed on JuRoPA at the Jülich Supercomputer Center, and iDataCool in Regensburg. This work was supported by SFB-TR55(Hadron Physics from Lattice QCD) and the EU ITN STRONGnet (238353).

References

- [1] G. Martinelli and C. T. Sachrajda, *A Lattice Study of Nucleon Structure*, *Nucl.Phys.* **B316** (1989) 355.
- [2] R. Evans, G. Bali, and S. Collins, *Improved Semileptonic Form Factor Calculations in Lattice QCD*, *Phys. Rev.* **D82** (2010) 094501, [[arXiv:1008.3293](#)].
- [3] C. Alexandrou, S. Dinter, V. Drach, K. Hadjiyiannakou, K. Jansen, and D. B. Renner, *A stochastic method for computing hadronic matrix elements*, [arXiv:1302.2608](#).
- [4] D. B. Leinweber, R. M. Woloshyn, and T. Draper, *Electromagnetic structure of octet baryons*, *Phys. Rev.* **D43** (1991) 1659.
- [5] S.-J. Dong and K.-F. Liu, *Stochastic estimation with Z(2) noise*, *Phys. Lett.* **B328** (1994) 130, [[hep-lat/9308015](#)].
- [6] R. Horsley, H. Perlt, P. E. L. Rakow, G. Schierholz, and A. Schiller, *Perturbative determination of c_{SW} for plaquette and symmetrized gauge action and stout link clover fermions*, *Phys. Rev.* **D78** (2008) [[arXiv:0807.0345](#)].
- [7] R. Horsley, P. E. L. Rakow, H. Perlt, G. Schierholz, and A. Schiller, *Clover improvement for stout-smeared 2+1 flavour slinc fermions: perturbative results*, *PoS LATTICE* **164** (2008) [[arXiv:0809.4769](#)].
- [8] S. Güsen et al., *Nonsinglet Axial Vector Couplings Of The Baryon Octet In Lattice Qcd.*, *Phys. Lett.* **B227** (1989) 266.
- [9] M. Falcioni, M. Paciello, G. Parisi, and B. Taglienti, *Again On SU(3) Glueball Mass*, *Nucl.Phys.* **B251** (1985) 624.
- [10] M. Göckeler, R. Horsley, M. Ilgenfritz, H. Perlt, P. Rakow, G. Schierholz, and A. Schiller, *Towards a lattice calculation of the nucleon structure functions*, *Nucl. Phys. Proc. Suppl.* **42** (1995) 337, [[hep-lat/9412055](#)].
- [11] P. Hägler, *Hadron structure from lattice quantum chromodynamics*, [arXiv:0912.5483](#).
- [12] R. G. Edwards and B. Joó, *The chroma software system for lattice qcd*, *Nucl.Phys.Proc.Suppl.* **140:832** (2005) [[hep-lat/0409003](#)].