

Locating Two Transfer Points on a Network with a Trip Covering Criterion and Mixed Distances

M.C. López-de-los-Mozos ^{*} Juan A. Mesa [†] Anita Schöbel [‡]

Abstract

In this paper we consider a set of origin-destination pairs in a mixed model in which a network embedded in the plane represents an alternative high-speed transportation system, and study a trip covering problem which consists on locating two points in the network which maximize the number of covered pairs, that is, the number of pairs which use the network by acceding and exiting through such points. To deal with the absence of convexity of this mixed distance function we propose a decomposition method based on formulating a collection of subproblems and solving each of them via discretization of the solution set.

Keywords: Location; Network; Covering Problem; Mixed Distances

1 Introduction

In a previous paper [5], a location problem on a mixed planar-network space was tackled. In the problem dealt with in that paper, there are existing facilities in the Euclidean plane whereas new facilities are to be located in a straight-line segment or in a tree network. Instead of covering facilities the objective aims at covering trips between each pair of existing facilities. These trips can be done either by using the plane with the Euclidean distance or by a combination plane-network in which the section on the network is supposed to be traversed faster than those on the plane. Therefore, there is a competition between the mode that only uses the planar distance and the combined one. Each pair of existing facilities has an associated demand and the objective is to maximize the number of trips for which the combined mode is preferable to the planar one. In this paper we extend the approach applied in [5] to the case of general networks by taking into account the loss of convexity of the distance function between pairs of points through the network.

The problem of locating stations in a railway network was indirectly tackled in [13], in which they considered the problem of optimal interstation spacing in a commuter line. The objective of this problem was to minimize the total time of passengers going to a city center along a railway line. A commuter line competing with a freeway was considered in [14] in order to maximize the number of passengers on the basis if the shortest travel time. The aim was also to determine the optimal interstation space between pairs of adjacent stations. Apart from the papers [6, 7] in which the feasible solution space for locating stations was discrete, and the objective was to maximize the passengers and trip coverage, respectively, several objective functions have been considered in those in which stations can be located along the edges of the railway network ([2, 10, 11, 8]).

In order to avoid duplications the reader is referred to the Introduction of the paper [5] for an overview of other related papers.

^{*}Dpto. Matemática Aplicada I. Universidad de Sevilla, Spain. mclopez@us.es

[†]Dpto. Matemática Aplicada II. Universidad de Sevilla, Spain. jmesa@us.es

[‡]Institut für Numerische und Angewandte Mathematik. Universität Göttingen, Germany. schoebel@math.uni-goettingen.de

The case of locating only one facility regarding transfer facilities already located in the network is a particular case of that dealt with in this paper and can be categorized as a conditional location problem. Thus, adding the extra demand captured by both pairs consisting of a new facility and an already located one, and those consisting of two new facilities, the global contribution of the two new transfer points is computed.

The paper is organized as follows. After this introduction the problem is formulated in Section 2. The necessary definitions and results on the distance on networks are summarized in Section 3. Section 4 is devoted to solve the two cases arisen from the properties of the distance. The paper ends with some conclusions and further research.

2 The problem

Hereinafter we will use the notation introduced by [5]. Let $\mathcal{A} = \{A_i = (a_i, b_i), i = 1, \dots, n\} \subset \mathbb{R}^2$ be a set of existing facilities on the plane. We assume that travel time distances between two points in the plane can be estimated by the Euclidean metric.

Let $T = (t_{ij}) \in \mathbb{R}^{n \times n}$ be an origin-destination (O/D) matrix in which trip patterns are codified, i.e., t_{ij} is the weight of the ordered pair (A_i, A_j) (or (i, j) , if there is no confusion). This matrix is known a priori: for example, in a transportation context each t_{ij} can be viewed as the number of trips from an origin A_i to a destination A_j , and in a telecommunication setting it could represent the amount of data transferred from server i to server j .

In order to formulate the problem with a mixed mode of transportation, we consider an embedded network $\mathcal{N}(V, E)$ representing a high-speed system, with $|V|$ vertices and $|E|$ edges. Each vertex $v \in V$ represents a junction or a node, and we assume that each undirected edge $e \in E$ has a length l_e and it can be modeled as a straight-line segment. The embedding of \mathcal{N} in the Euclidean plane as well as the coordinates of the nodes in \mathcal{N} will allow us to compute the travel distances between each pair of points. Let \mathcal{N} be the continuum set of points on the edges. The edge lengths induce a distance function d on \mathcal{N} , such that for any two points $x, y \in \mathcal{N}$, $d(x, y)$ is the length of any shortest path connecting x and y . Moreover, if x and y are on the same edge, $d(x, y) = \|x - y\|$.

For any two points $x, y \in \mathcal{N}$, let us define the high-speed distance $d_{\mathcal{N}}(x, y) = \alpha d(x, y)$, with $\alpha \in (0, 1)$. Parameter α is a speed factor. It is straightforward to see that $(\mathcal{N}, d_{\mathcal{N}})$ is a metric space.

Given an O/D pair (i, j) , the transportation time by using the network is obtained by selecting two points $X_1 \in \mathcal{N}$ and $X_2 \in \mathcal{N}$ (or a 2-facility point $(X_1, X_2) \in \mathcal{N}^2$) such that the transportation path from i to j enters the network at one of such points and exits the network at the other one. If X_1 is the access point from A_i and X_2 the exit point towards A_j , the length of the travel-path (A_i, X_1, X_2, A_j) is given by:

$$h_{ij}(X_1, X_2) = \|A_i - X_1\|_2 + d_{\mathcal{N}}(X_1, X_2) + \|X_2 - A_j\|_2$$

Moreover, if X_2 is the access point from A_i and X_1 the exit point towards A_j , the length of the travel-path (A_i, X_2, X_1, A_j) is

$$h_{ij}(X_2, X_1) = \|A_i - X_2\|_2 + d_{\mathcal{N}}(X_2, X_1) + \|X_1 - A_j\|_2$$

Although algebraically $h_{ij}(X_1, X_2) = h_{ji}(X_2, X_1)$ and $h_{ij}(X_2, X_1) = h_{ji}(X_1, X_2)$, in this context the subindex ij indicates the origin/destination pair (i, j) , which is different from the O/D pair (j, i) . For this reason, with each O/D pair (i, j) we only associate the subindex ij .

The distance between the O/D pair (A_i, A_j) by using the transit points $X_1, X_2 \in \mathcal{N}$ is:

$$f_{ij}(X_1, X_2) = \min\{h_{ij}(X_1, X_2), h_{ij}(X_2, X_1)\} = f_{ij}(X_2, X_1)$$

Let $D = (d_{ij}) \in \mathbb{R}^{n \times n}$ be a symmetric matrix, with $0 \leq d_{ij} < \|A_i - A_j\|_2$. The values of D represent the *acceptance levels* for using the network, meaning that the O/D pair (i, j) chooses

the high-speed network if and only if the traveling time by using it is less than or equal to d_{ij} . In other words, the O/D pairs always choose the faster option.

Definition 1 The O/D pair (i, j) is covered by $(X_1, X_2) \in \mathcal{N}^2$ if and only if $f_{ij}(X_1, X_2) \leq d_{ij}$.

Let $C(X_1, X_2)$ be the set of O/D pairs covered by (X_1, X_2) , that is:

$$C(X_1, X_2) = \{(A_i, A_j) \in \mathcal{A} \times \mathcal{A} : f_{ij}(X_1, X_2) \leq d_{ij}\}$$

Symmetry of the acceptance level matrix and both the Euclidean and the network distances implies that $(i, j) \in C(X_1, X_2)$ if and only if $(j, i) \in C(X_1, X_2)$.

The objective function measures the amount of trip patterns captured by each 2-facility-point $(X_1, X_2) \in \mathcal{N}^2$, and it is given by the trip-sum function:

$$F(X_1, X_2) = \sum_{(i,j) \in C(X_1, X_2)} t_{ij}$$

Finally, the O/D-pair 2-location problem is to find a point $(X_1, X_2) \in \mathcal{N}^2$ such that the sum of trip patterns of all O/D pairs covered by such a point is maximized:

$$\begin{aligned} \max \quad & F(X_1, X_2) := \sum_{(i,j) \in C(X_1, X_2)} t_{ij} \\ \text{s.t.} \quad & (X_1, X_2) \in \mathcal{N}^2 \end{aligned} \tag{1}$$

The problem (1) has been first solved for the particular case where \mathcal{N} is a segment of a straight line, and later the method was extended to the case where \mathcal{N} is a tree network \mathcal{T} (see [5]). However, the approach applied for the tree network case cannot be directly extended to a general network \mathcal{N} due to the absence of convexity of distance functions on a cyclic network. In order to solve the problem, we next summarize some concepts on the behavior of distance on networks.

3 Previous results on distances on networks

Let $e = [u, w] \in E$ be an edge of the network \mathcal{N} of length $l_e = l(u, w)$, and let P be a point on e . Let $x = l(u, P)$ be the length of the subedge from the left vertex u to P , and $l(w, P) = l_e - x$ be the length of subedge $[P, w]$. It is well known that for any node $v_i \in V$, the distance $d(v_i, P) = d_i(x) = \min\{d(v_i, u) + x, d(v_i, w) + l_e - x\}$ is concave and piecewise linear on $x \in [0, l_e]$, with at most two pieces with slopes 1 and -1 . If $l(u, w) \leq |d(v_i, u) - d(v_i, w)|$, then the distance function $d(v_i, P)$ on $[u, w]$ is linear. The following concepts and definitions can be found in [3] and references therein.

Definition 2 Given a point $Q \in \mathcal{N}$ and an edge $[u, w]$, the point $P \in [u, w]$ at which $d(Q, P)$ is maximized is called *antipodal* to Q in $[u, w]$.

Note that if P is antipodal to Q does not imply that Q is antipodal to P ; if it is P and Q are antipodal to each other.

Definition 3 A point $\bar{v}_i \in [u, w]$, other than a node, is called an *arc bottleneck point* if there is a vertex v_i for which \bar{v}_i is antipodal to v_i . In this case, $d(v_i, u) + l(u, \bar{v}_i) = d(v_i, w) + l(w, \bar{v}_i)$.

Clearly, $[u, w]$ contains at most $|V|$ arc bottleneck points (since each vertex v_i defines at most one arc bottleneck point \bar{v}_i on the edge). Such a point \bar{v}_i can be identified by the length of the subarc $[u, \bar{v}_i]$ given by: $l(u, \bar{v}_i) = \frac{d(v_i, w) - d(v_i, u) + l(u, w)}{2}$.

Definition 4 Let B_e be the set of arc bottleneck points of edge $e = [u, w]$, and let \bar{v}_i, \bar{v}_j be two adjacent points of $B_e \cup \{u, w\}$. Then $L_i = [\bar{v}_i, \bar{v}_j]$, the closed subedge limited by such points, is called a *linear arc segment* (or a treelike segment [3]).

On each linear arc segment the distance $d(v_i, P)$ is linear. If $B_e = \emptyset$ the entire edge $[u, w]$ (including nodes) is a linear arc segment. The set of all linear arc segments of an edge e is denoted by $\mathcal{L}(e)$.

Let $[u_p, w_p]$ and $[u_q, w_q]$ be two edges of the network \mathcal{N} , and let $[\bar{w}_p, \bar{u}_p] \subseteq [u_q, w_q]$, $[\bar{w}_q, \bar{u}_q] \subseteq [u_p, w_p]$ be the subedges for which the extreme points are antipodal points as follows: \bar{u}_p, \bar{w}_p are the antipodal points to u_p, w_p respectively, and \bar{u}_q, \bar{w}_q are the antipodal points to u_q, w_q , respectively (see Figure 1(a)). From previous definitions we have $l(\bar{w}_q, \bar{u}_q) = l(\bar{w}_p, \bar{u}_p)$ and $d(\bar{w}_q, \bar{w}_p) = d(\bar{u}_q, \bar{u}_p)$ (see [3] for a more detailed explanation).

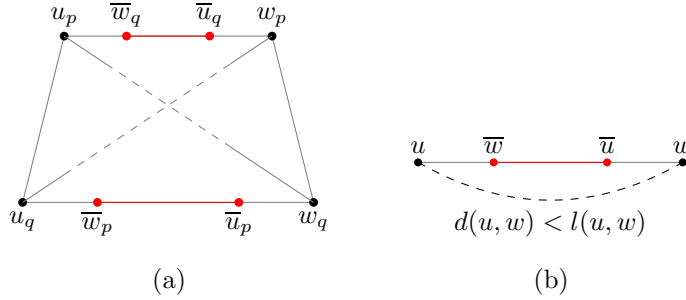


Figure 1. Antipodal points on: (a) different edges, (b) the same edge

Definition 5 Let L_p, L_q be two linear arc segments of different edges $[u_p, w_p]$ and $[u_q, w_q]$, respectively, and let $[\bar{w}_q, \bar{u}_q] \subseteq [u_p, w_p]$ and $[\bar{w}_p, \bar{u}_p] \subseteq [u_q, w_q]$ be the subedges for which \bar{u}_p, \bar{w}_p are the antipodal points to u_p, w_p respectively, and \bar{u}_q, \bar{w}_q are the antipodal points to u_q, w_q , respectively. If $L_p \subseteq [\bar{w}_q, \bar{u}_q]$ and $L_q \subseteq [\bar{w}_p, \bar{u}_p]$, then L_p, L_q are called *antipodal segments* to each other.

(This definition includes the case $[\bar{w}_q, \bar{u}_q] = [u_p, w_p]$ and $[\bar{w}_p, \bar{u}_p] = [u_q, w_q]$). The following result summarizes the behavior of distance $d(P, Q)$ on linear arc segments of different edges (see Hooker, Garfinkel and Chen [3]).

Lemma 6 Let P be restricted to linear arc segment L_p of edge $[u_p, w_p]$ and Q to linear arc segment L_q of edge $[u_q, w_q]$, with $[u_p, w_p] \neq [u_q, w_q]$.

1. If L_p, L_q are antipodal segments to each other, $d(P, Q)$ is concave.
2. Otherwise, $d(P, Q)$ is linear.

In case 1, the distance between a point P on the segment $[\bar{w}_q, \bar{u}_q]$ and a point Q on the segment $[\bar{w}_p, \bar{u}_p]$ behaves like the distance on the parallelogram in Figure 1(a), and it is concave. Distance on any other pair of segments behaves like distance on a line segment and is therefore linear.

By denoting $x = l(u_p, P)$, with $x \in [0, l(u_p, w_p)]$ and $y = l(u_q, Q)$, with $y \in [0, l(u_q, w_q)]$, we can compute the distance $d(P, Q)$ for the cases considered in this lemma.

$$d(P, Q) = \begin{cases} \min\{x + d(u_p, u_q) + y, l(u_p, w_p) - x + d(w_p, w_q) + l(u_q, w_q) - y\}, & L_p, L_q \text{ antipodal} \\ x + d(u_p, u_q) + y, & L_p \subseteq [u_p, \bar{w}_q], L_q \subseteq [u_q, \bar{w}_p] \text{ or } L_q \subseteq [\bar{w}_p, \bar{u}_p] \\ x + d(u_p, w_q) + l(u_q, w_q) - y, & L_p \subseteq [u_p, \bar{w}_q], L_q \subseteq [\bar{u}_p, w_q] \end{cases}$$

Note that in the case L_p, L_q antipodal segments, with $u_p \neq \bar{w}_q$, $\bar{u}_q \neq w_p$ and similarly $u_q \neq \bar{w}_p$, $\bar{u}_p \neq w_q$, the distance $d(P, Q)$ can also be computed by $\min\{x + d(u_p, w_q) + l(u_q, w_q) - y, l(u_p, w_p) - x + d(w_p, u_q) + y\}$. Finally, the remaining cases obtained by combining L_p, L_q can be reduced to one of these by symmetry (for example, for the case $L_p \subseteq [u_p, \bar{w}_q], L_q \subseteq [\bar{u}_p, w_q]$ the distance can also be equivalently obtained as $l(u_p, w_p) - x + d(w_p, u_q) + y$).

We now study the case in which P, Q lie on the same edge $[u, w]$, with $d(u, w) \leq l(u, w)$. Let \bar{u}, \bar{w} be the antipodal points to u, w respectively. The sequence $\{u, \bar{w}, \bar{u}, w\}$ induces a partition of $[u, w]$ in (at most) three consecutive subedges: $[u, \bar{w}]$, $[\bar{w}, \bar{u}]$ and $[\bar{u}, w]$ (Figure 1(b)).

Lemma 7 *Let L_p, L_q be two linear arc segments of $[u, w]$ such that P is restricted to L_p and Q is restricted to L_q .*

1. *If $L_p = L_q$ the distance $d(P, Q)$ is convex.*
2. *If $L_p \neq L_q$, and L_p, L_q lie respectively in non-adjacent subedges of the partition, $d(P, Q)$ is concave.*
3. *Otherwise, $d(P, Q)$ is linear.*

Clearly, if $L_p = L_q$ the distance $d(P, Q)$ is convex because the arc segment between P and Q is the shortest path between them, and it is concave if $L_p \subseteq [u, \bar{w}]$, $L_q \subseteq [\bar{u}, w]$ (or vice-versa), with $\bar{w} \neq \bar{u}$ (which arises when $d(u, w) < l(u, w)$, that is, when the edge $[u, w]$ is not the shortest path between u, w , as in Figure 1(b)). As above, by denoting $x = l(u, P)$ and $y = l(u, Q)$, we have:

$$d(P, Q) = \begin{cases} |x - y|, & L_p = L_q \\ \min\{y - x, x + d(u, w) + l(u, w) - y\}, & L_p \subseteq [u, \bar{w}], L_q \subseteq [\bar{u}, w], \bar{w} \neq \bar{u} \\ |y - x|, & \text{otherwise} \end{cases}$$

Note that in the third case, the distance $|y - x|$ becomes linear, according with the order in which L_p and L_q are placed. If $d(u, w) = l(u, w)$, then $u = \bar{w}$ and $\bar{u} = w$, therefore the distance $d(P, Q)$ is convex (if $L_p = L_q$), or linear (if $L_p \neq L_q$).

4 Solving the problem on a network

The solution method is based on decomposing the problem (1) in a collection of subproblems independent to each other, and solving each of them via discretization of the solution set. To this end and with purposes of readability, we will describe the process in three phases: the first one is devoted to both decomposing the problem (1) and identifying the two type of subproblems, the second one deals with the subproblems of type 1, and finally in the last step we will study the subproblems of type 2. Next it will be described both type of subproblems.

4.1 Decomposing the problem

To decompose the problem we first need the matrix $\Delta = (d(v_i, v_j))_{i,j}$ of shortest distances between all pairs of nodes of the network \mathcal{N} . This matrix can be calculated in $O(|V||E|)$ running time. Then, for each edge $e \in E$ we compute, and sort, the arc bottleneck points of the set B_e (in $O(|V| \log |V|)$ time). At the end of this process we have, for each edge e of the network, the ordered sequence $\mathcal{L}(e)$ of all linear arc segments of the edge. Besides, given a pair of different edges $e_p = [u_p, w_p]$ and $e_q = [u_q, w_q]$ we know if two linear arc segments $L_p \in \mathcal{L}(e_p)$ and $L_q \in \mathcal{L}(e_q)$ are, or not, antipodal to each other. If e_p and e_q are the same edge $e = [u, w]$ (which is the case of Lemma 7), we also know the location of the linear arc segments on the subedges of the partition induced by $\{u, \bar{w}, \bar{u}, w\}$.

Let $\mathcal{L} = \bigcup_{e \in E} \mathcal{L}(e)$ be the set of all linear arc segments of the overall network. Thus problem (1) is decomposed into a set of subproblems, where each of them is obtained by restricting the feasible space $\mathcal{N} \times \mathcal{N}$ to $L_p \times L_q$, with $L_p, L_q \in \mathcal{L}$. By imposing that $X_1 \in L_p$, $X_2 \in L_q$ we obtain the restricted problem:

$$\begin{aligned} \max \quad & F(X_1, X_2) := \sum_{(i,j) \in C(X_1, X_2)} t_{ij} \\ \text{s.t.} \quad & (X_1, X_2) \in L_p \times L_q, \quad L_p, L_q \in \mathcal{L} \end{aligned} \tag{2}$$

A solution to problem (1) is found by solving the collection of all $|\mathcal{L}|^2$ restricted problems (2), and then selecting the best solution.

The classification of the restricted problem (2) is done according to the concavity of the distance $d(X_1, X_2)$. If $d(X_1, X_2)$ is either linear or convex, we classify the restricted problem as type 2. Otherwise, as type 1. More specifically, consider the restricted problem formulated in (2). Then the pair $\{L_p, L_q\}$ is called of type 1 if one of the following two conditions holds:

(Lemma 6-1): $L_p \in \mathcal{L}(e_p)$, $L_q \in \mathcal{L}(e_q)$, with $e_p \neq e_q$, and L_p, L_q are antipodal to each other.

(Lemma 7-2): $L_p, L_q \in \mathcal{L}(e)$, with $e = [u, w]$ such that $d(u, w) < l(e)$, and L_p, L_q lie in not adjacent subedges of partition $\{u, \bar{w}, \bar{u}, w\}$.

For the remaining cases, the pair $\{L_p, L_q\}$ is said of type 2.

4.2 The concave case: The restricted problem of type 1

The problem can be formulated as follows

$$\begin{aligned} \max \quad & F(X_1, X_2) := \sum_{(i,j) \in C(X_1, X_2)} t_{ij} \\ \text{s.t.} \quad & (X_1, X_2) \in L_p \times L_q \\ & L_p, L_q \in \mathcal{L}, \quad \{L_p, L_q\} \text{ of type 1} \end{aligned} \tag{3}$$

Each linear arc segment is a rectifiable subedge in which all distance functions $d(v_i, P)$ are linear, and each vertex $v_i \in V$ links with all points of such subedge via one of their extreme points. On the other hand, we have:

1. For each $A_i \in \mathcal{A}$, the Euclidean distance $\|A_i - X\|_2$ is convex when X varies in any linear arc segment. In effect, from convexity theory (see [1, 9]), if f is a convex function in an open set U then the restriction of f to any interval (i.e., straight line segment) inside U is convex. Since every norm on \mathbb{R}^n is convex, the result follows straightforwardly.
2. When $(X_1, X_2) \in L_p \times L_q$, with $\{L_p, L_q\}$ of type 1, the distance $d(X_1, X_2)$ is concave (Lemmas 6 and 7), and also is concave $d_{\mathcal{N}}(X_1, X_2) = \alpha d(X_1, X_2)$ (where $\alpha \in (0, 1)$ is the speed factor).

Therefore the function $h_{ij}(X_1, X_2) = \|A_i - X_1\|_2 + d_{\mathcal{N}}(X_1, X_2) + \|X_2 - A_j\|_2$ is neither convex nor quasiconvex on $L_p \times L_q$ (and similarly for $h_{ij}(X_2, X_1)$).

To illustrate some concepts and properties associated to this case, we will use the small network with trapezoidal shape shown in Figure 2. Length of basis of trapezoid are 7 and 5, respectively, and the four vertices u_p, w_p, u_q and w_q of network are the points $(0, 2\sqrt{6})$, $(5, 2\sqrt{6})$, $(-1, 0)$ and $(6, 0)$, respectively. The only arc bottleneck points are $\bar{w}_p = (0, 0)$ and $\bar{u}_p = (5, 0)$ opposite to w_p and u_p , respectively. By selecting $L_p = [u_p, w_p]$ and $L_q = [\bar{w}_p, \bar{u}_p]$, then L_p, L_q are antipodal to each other (note that in this example, L_p is the whole edge). Subsequent

examples on this network deal with the O/D pair (i, j) , corresponding to points $A_i(2.5, 6)$ and $A_j(1, -4)$.

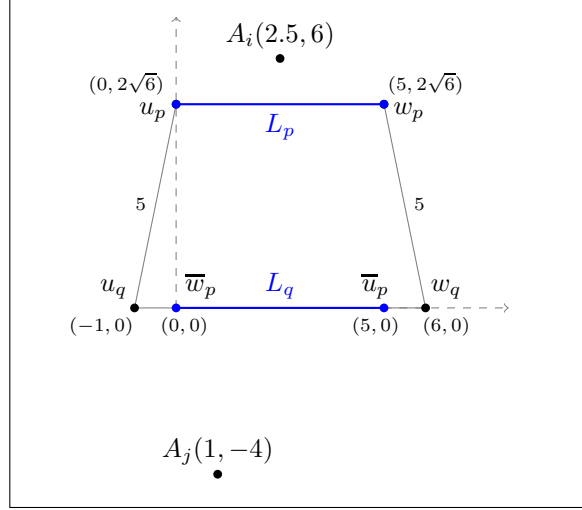


Figure 2. Antipodal linear arc segments $L_p = [\bar{w}_q, \bar{u}_q] = [u_p, w_p]$ and $L_q = [\bar{w}_p, \bar{u}_p]$

The strategy for solving this problem is based on identifying a Finite Dominating Set (FDS) such that an optimal solution can be found by selecting the best solution from the FDS. To this end we first introduce some definitions and a collection of sublevel sets which will be used in the construction of such a set.

When $(X_1, X_2) \in L_p \times L_q$, and $\{L_p, L_q\}$ are two linear arc segments of type 1, the distance $d(X_1, X_2)$ is a concave function obtained from the lower envelope of two linear functions: $d_a(X_1, X_2)$ and $d_b(X_1, X_2)$. That is, $d(X_1, X_2) = \min\{d_a(X_1, X_2), d_b(X_1, X_2)\}$, where this expression is obtained from Lemmas 6 and 7 (according to whether or not L_p and L_q lie in different edges), by replacing P and Q by X_1 and X_2 , respectively. More specifically,

1. From Lemma 6,

$$d_a(X_1, X_2) = x + d(u_p, u_q) + y, \text{ and } d_b(X_1, X_2) = l(u_p, w_p) - x + d(w_p, w_q) + l(u_q, w_q) - y$$

2. From Lemma 7,

$$d_a(X_1, X_2) = y - x, \text{ and } d_b(X_1, X_2) = x + d(u, v) + l(u, w) - y$$

For simplicity of notation, henceforth we will use (x, y) and (X_1, X_2) indistinctly. In the example of Figure 2, denoting by x and y the lengths of subedges $[u_p, X_1]$ and $[w_p, X_2]$, respectively, the distance $d(X_1, X_2)$ is given by

$$d(X_1, X_2) = \min\{6 + x + y, 16 - x - y\}, \text{ with } (x, y) \in [0, 5] \times [0, 5]$$

Therefore, the length $h_{ij}(X_1, X_2)$ of travel path (A_i, X_1, X_2, A_j) can be expressed as:

$$h_{ij}(X_1, X_2) = \|A_i - X_1\|_2 + \alpha \min\{d_a(X_1, X_2), d_b(X_1, X_2)\} + \|X_2 - A_j\|_2$$

and consequently

$$h_{ij}(X_1, X_2) = \min\{g_{ij}^a(X_1, X_2), g_{ij}^b(X_1, X_2)\}$$

where

$$\begin{aligned} g_{ij}^a(X_1, X_2) &= \|A_i - X_1\|_2 + \alpha d_a(X_1, X_2) + \|X_2 - A_j\|_2 \\ g_{ij}^b(X_1, X_2) &= \|A_i - X_1\|_2 + \alpha d_b(X_1, X_2) + \|X_2 - A_j\|_2 \end{aligned}$$

Since $d(X_2, X_1) = d(X_1, X_2)$, in a similar manner we can define the length $h_{ij}(X_2, X_1)$ of travel path (A_i, X_2, X_1, A_j) :

$$h_{ij}(X_2, X_1) = \min\{g_{ij}^a(X_2, X_1), g_{ij}^b(X_2, X_1)\}$$

with $g_{ij}^t(X_2, X_1) = \|A_i - X_2\|_2 + \alpha d_t(X_1, X_2) + \|X_1 - A_j\|_2$, where the superindex $t \in \{a, b\}$ refers to the case determined by the formula for $d(X_1, X_2)$.

For example, when $X_1 \in L_p$, $X_2 \in L_q$, Figure 3 (left) shows the function $h_{ij}(X_1, X_2)$ of network of Figure 2 for $\alpha = 0.3$. Note the *pagoda roof*-shape of the surface.

For each O/D pair (i, j) , the functions $h_{ij}(X_1, X_2)$ and $h_{ij}(X_2, X_1)$ indicate the length of travel paths (A_i, X_1, X_2, A_j) and (A_i, X_2, X_1, A_j) , respectively. Therefore, the following notation uses the superindex “12” for the first path and “21” for the second path (this notation was also used in [5]).

Definition 8 [Sublevel Sets] Let $\{L_p, L_q\}$ be two linear arc segments of type 1 such that $(X_1, X_2) \in L_p \times L_q$. For $\eta \geq 0$, let us consider:

1. The (η) -sublevel set $S_{ij}^{12}(\eta)$ of function $h_{ij}(X_1, X_2)$, given by:

$$S_{ij}^{12}(\eta) = \{(X_1, X_2) \in L_p \times L_q : h_{ij}(X_1, X_2) \leq \eta\}$$

Analogously, $S_{ij}^{21}(\eta) = \{(X_1, X_2) \in L_p \times L_q : h_{ij}(X_2, X_1) \leq \eta\}$.

2. For $t \in \{a, b\}$, the (η) -sublevel sets $G_{ij}^{12(t)}(\eta)$ and $G_{ij}^{21(t)}(\eta)$, of functions $g_{ij}^t(X_1, X_2)$ and $g_{ij}^t(X_2, X_1)$, respectively, given by:

$$\begin{aligned} G_{ij}^{12(t)}(\eta) &= \{(X_1, X_2) \in L_p \times L_q : g_{ij}^t(X_1, X_2) \leq \eta\} \\ G_{ij}^{21(t)}(\eta) &= \{(X_1, X_2) \in L_p \times L_q : g_{ij}^t(X_2, X_1) \leq \eta\} \end{aligned}$$

For several η -values, Figure 3 (right) displays the corresponding level sets $S_{ij}^{12}(\eta)$ of the surface on the left of the figure.

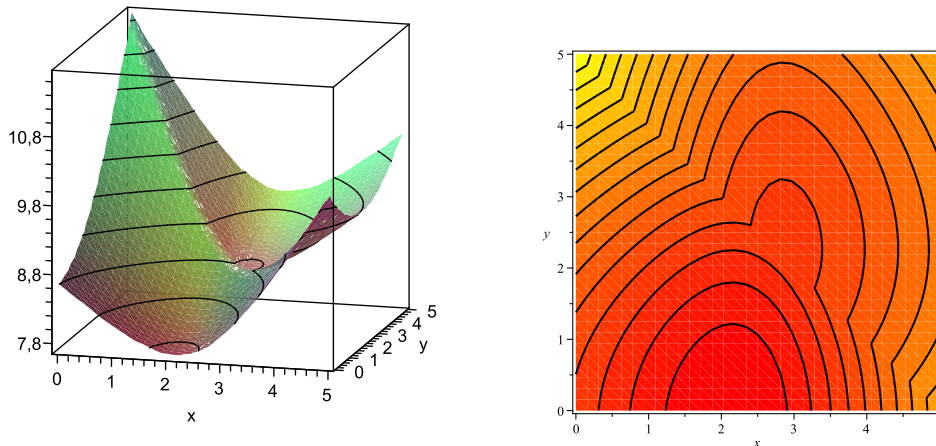


Figure 3. Surface $h_{ij}(X_1, X_2)$ for $\alpha = 0.3$ (left), and sets $S_{ij}^{12}(\eta)$ of such a surface (right)

For $t \in \{a, b\}$, the functions $g_{ij}^t(X_1, X_2)$ are the sum of the convex term $\|A_i - X_1\|_2 + \|A_j - X_2\|_2$ and the linear function $\alpha d_t(X_1, X_2)$. Similarly, $g_{ij}^t(X_2, X_1)$ is also the sum of a convex and a linear term. Therefore, the convexity of the sets $G_{ij}^{12(t)}(\eta)$ and $G_{ij}^{21(t)}(\eta)$, for $t \in \{a, b\}$, is a straightforward consequence (see [1]).

From these definitions, we have

Lemma 9 $S_{ij}^\tau(\eta) = G_{ij}^{\tau(a)}(\eta) \cup G_{ij}^{\tau(b)}(\eta)$, for $\tau \in \{12, 21\}$.

Proof: We prove the lemma by double inclusion. Without loss of generality, we assume $\tau = 12$. Let $(X_1, X_2) \in S_{ij}^{12}(\eta) = \{(X_1, X_2) \in L_p \times L_q : h_{ij}(X_1, X_2) \leq \eta\}$ be such that $h_{ij}(X_1, X_2) = \min\{g_{ij}^a(X_1, X_2), g_{ij}^b(X_1, X_2)\} = g_{ij}^t(X_1, X_2)$, for some $t \in \{a, b\}$. Since $g_{ij}^t(X_1, X_2) \leq \eta$, then $(X_1, X_2) \in G_{ij}^{12(t)}(\eta)$, which implies $S_{ij}^{12}(\eta) \subseteq G_{ij}^{12(a)}(\eta) \cup G_{ij}^{12(b)}(\eta)$.

Conversely, if $(X_1, X_2) \in G_{ij}^{12(a)}(\eta) \cup G_{ij}^{12(b)}(\eta)$, then (X_1, X_2) belongs to (at least) one of such sets, suppose $(X_1, X_2) \in G_{ij}^{12(a)}(\eta)$. If $(X_1, X_2) \notin G_{ij}^{12(b)}(\eta)$, then $g_{ij}^b(X_1, X_2) > \eta$, therefore $h_{ij}(X_1, X_2) = g_{ij}^a(X_1, X_2) \leq \eta$ which implies $(X_1, X_2) \in S_{ij}^{12}(\eta)$. If $(X_1, X_2) \in G_{ij}^{12(b)}(\eta)$, then $h_{ij}(X_1, X_2) \leq \max\{g_{ij}^a(X_1, X_2), g_{ij}^b(X_1, X_2)\} \leq \eta$, consequently $(X_1, X_2) \in S_{ij}^{12}(\eta)$. In this case we have obtained the converse inclusion $G_{ij}^{12(a)}(\eta) \cup G_{ij}^{12(b)}(\eta) \subseteq S_{ij}^{12}(\eta)$, which concludes the proof. \otimes

From this result, both $S_{ij}^{12}(\eta) = G_{ij}^{12(a)}(\eta) \cup G_{ij}^{12(b)}(\eta)$ and $S_{ij}^{21}(\eta) = G_{ij}^{21(a)}(\eta) \cup G_{ij}^{21(b)}(\eta)$ are the union of two convex (but possibly not disjoint) sets. The following example shows that $G_{ij}^{12(a)}(\eta) \cap G_{ij}^{12(b)}(\eta) \neq \emptyset$, for some η -values, with $\eta < \|A_i - A_j\|_2$.

In Figure 2, we have $\|A_i - A_j\|_2 = \frac{\sqrt{409}}{2} \simeq 10.11$. Figure 4 (a) displays, for $\alpha = 0.4$ and $\eta = 10$, the boundaries of the sublevel sets $G_{ij}^{12(a)}(\eta)$ and $G_{ij}^{12(b)}(\eta)$. It can be observed that the intersection of both sets is not empty.

Proposition 10 For any $0 \leq \eta < \|A_i - A_j\|_2$, $S_{ij}^{12}(\eta) \cap S_{ij}^{21}(\eta) = \emptyset$.

Proof: Let η be any value such that $0 \leq \eta < \|A_i - A_j\|_2$. To establish the result it is sufficient to prove that, for $t \in \{a, b\}$, $G_{ij}^{12(t)}(\eta) \cap S_{ij}^{21}(\eta) = \emptyset$. Without loss of generality, we will prove $G_{ij}^{12(a)}(\eta) \cap S_{ij}^{21}(\eta) = \emptyset$.

Assume $(X_1, X_2) \in G_{ij}^{12(a)}(\eta)$. Then

$$g_{ij}^a(X_1, X_2) = \|A_i - X_1\|_2 + \alpha d_a(X_1, X_2) + \|X_2 - A_j\|_2 \leq \eta < \|A_i - A_j\|_2$$

This implies $\|A_i - X_1\|_2 + \|X_2 - A_j\|_2 < \|A_i - A_j\|_2$. By combining this inequality with the triangular property, we can write

$$\|A_i - A_j\|_2 \leq \|A_i - X_1\|_2 + \|X_1 - A_j\|_2 < \|A_i - A_j\|_2 - \|X_2 - A_j\|_2 + \|X_1 - A_j\|_2$$

By applying again the triangular property $\|A_i - A_j\|_2 \leq \|A_i - X_2\|_2 + \|X_2 - A_j\|_2$ to the right hand side, we finally obtain $\|A_i - A_j\|_2 < \|A_i - X_2\|_2 + \|X_1 - A_j\|_2$. Consequently

$$\eta < \|A_i - A_j\|_2 < \|A_i - X_2\|_2 + \|X_1 - A_j\|_2 + \alpha \min\{d_a(X_1, X_2), d_b(X_1, X_2)\} = h_{ij}(X_2, X_1)$$

Since $\eta < h_{ij}(X_2, X_1) = \min\{g_{ij}^a(X_2, X_1), g_{ij}^b(X_2, X_1)\}$, then $(X_1, X_2) \notin G_{ij}^{21(a)}(\eta) \cup G_{ij}^{21(b)}(\eta) = S_{ij}^{21}(\eta)$, which concludes the proof. \otimes

Let $\{L_p, L_q\}$ be two linear arc segment of type 1. For a given point $(X_1, X_2) \in L_p \times L_q$, the objective value $F(X_1, X_2) = \sum_{(i,j) \in C(X_1, X_2)} t_{ij}$ quantifies the amount of trip patterns captured by such a point. Taking into account definition 1, let S_{ij} be the set of points which cover the O/D pair (i, j) , given by

$$S_{ij} = \{(X_1, X_2) \in L_p \times L_q : f_{ij}(X_1, X_2) \leq d_{ij}\}$$

The following result follows directly from the definition:

Corollary 11 $(X_1, X_2) \in S_{ij}$ if and only if $(i, j) \in C(X_1, X_2)$

In order to obtain S_{ij} from the above defined sublevel sets, we replace the η -values by the specific acceptance level d_{ij} associated with each O/D pair (i, j) .

Remark 12 (Notation) Given an acceptance level $0 \leq d_{ij} < \|A_i - A_j\|_2$, for $t \in \{a, b\}$ let us denote $G_{ij}^{12(t)}(d_{ij})$ and $G_{ij}^{21(t)}(d_{ij})$ by $G_{ij}^{12(t)}$ and $G_{ij}^{21(t)}$, respectively. This abbreviated notation is also applied to the sets $S_{ij}^{12}(d_{ij})$ and $S_{ij}^{21}(d_{ij})$, that is: $S_{ij}^{12} = S_{ij}^{12}(d_{ij})$, and $S_{ij}^{21} = S_{ij}^{21}(d_{ij})$.

Corollary 13 For each O/D pair (i, j) , $S_{ij} = S_{ij}^{12} \cup S_{ij}^{21}$.

Proof: Since $f_{ij}(X_1, X_2) = \min\{h_{ij}(X_1, X_2), h_{ij}(X_2, X_1)\}$, the result follows straightforwardly. \otimes

Note 14 We now briefly comment on the role of S_{ij} in the construction of the FDS. Let us suppose that $C(X_1, X_2) = \{(i, j), \dots, (k, r)\}$ is the set of O/D pairs covered by (X_1, X_2) . Corollary 11 implies that $(X_1, X_2) \in S_{ij} \cap \dots \cap S_{kr}$. For this reason, we next analyze the intersections of these sets, since such intersections will provide the points to be incorporated in the FDS. In fact, due to the absence of convexity of both S_{ij}^{12} and S_{ij}^{21} , we will focus the effort on selecting points from the boundaries of all these sets (as well as from their intersections), in order to guarantee that the selected points belong to all sets involved in the intersection.

Henceforth we will use the notation \overline{G} (or \overline{S}), to identify the boundary curve of a set G (or S). That is, for $t \in \{a, b\}$, we have

$$\begin{aligned} \overline{G}_{ij}^{12(t)} &= \{(X_1, X_2) \in L_p \times L_q : g_{ij}^t(X_1, X_2) = d_{ij}\} \\ \overline{S}_{ij}^{12} &= \{(X_1, X_2) \in L_p, L_q : h_{ij}(X_1, X_2) = d_{ij}\} \end{aligned}$$

and similarly for $\overline{G}_{ij}^{21(t)}$ and \overline{S}_{ij}^{21} . Clearly, for $\tau \in \{12, 21\}$, $\overline{S}_{ij}^\tau \subseteq \overline{G}_{ij}^{\tau(a)} \cup \overline{G}_{ij}^{\tau(b)}$, and $\overline{S}_{ij}^\tau = \overline{G}_{ij}^{\tau(a)} \cup \overline{G}_{ij}^{\tau(b)}$ if and only if the set $G_{ij}^{\tau(a)} \cap G_{ij}^{\tau(b)}$ contains at most one point. Likewise

$$\overline{S}_{ij} = \{(X_1, X_2) \in L_p \times L_q : f_{ij}(X_1, X_2) = d_{ij}\}$$

Since from Proposition 10, $S_{ij}^{12} \cap S_{ij}^{21} = \emptyset$, then $\overline{S}_{ij} = \overline{S}_{ij}^{12} \cup \overline{S}_{ij}^{21}$.

As we have already seen, in order to construct the FDS of problem (3), we will successively selecting several feasible points from both these boundary curves and their intersections.

Lemma 15 Given two different O/D pairs (i, j) , (k, r) , let $\mathcal{P}(ij; kr) \subset L_p \times L_q$ be the set of intersection points defined as follows:

$$\mathcal{P}(ij; kr) = \bigcup \left\{ (\overline{G}_{ij}^{\tau(t)} \cap \overline{G}_{kr}^{\tau'(t')}), \tau, \tau' \in \{12, 21\}, t, t' \in \{a, b\} \right\}$$

Then, $\overline{S}_{ij} \cap \overline{S}_{kr} \subseteq \mathcal{P}(ij; kr)$.

Proof: $\overline{S}_{ij} = \overline{S}_{ij}^{12} \cup \overline{S}_{ij}^{21} \subseteq \left(\overline{G}_{ij}^{12(a)} \cup \overline{G}_{ij}^{12(b)} \right) \cup \left(\overline{G}_{ij}^{21(a)} \cup \overline{G}_{ij}^{21(b)} \right)$, and a similar inclusion can be obtained for \overline{S}_{kr} . Therefore we can write

$$\overline{S}_{ij} \cap \overline{S}_{kr} \subseteq \left(\overline{G}_{ij}^{12(a)} \cup \overline{G}_{ij}^{12(b)} \cup \overline{G}_{ij}^{21(a)} \cup \overline{G}_{ij}^{21(b)} \right) \cap \left(\overline{G}_{kr}^{12(a)} \cup \overline{G}_{kr}^{12(b)} \cup \overline{G}_{kr}^{21(a)} \cup \overline{G}_{kr}^{21(b)} \right)$$

Clearly, $\mathcal{P}(ij; kr)$ is right side of this expression since $\mathcal{P}(ij; kr)$ is obtained by intersecting each set of the first group with each set of the second group. This concludes the proof. \otimes

Figure 4 shows the sets $\mathcal{P}(ij; kr)$ obtained in several cases. For the same points $A_i(2.5, 6)$ and $A_j(1, -4)$ of Figure 2, and the value $\alpha = 0.4$, Figure 4 (a) shows the curves $\overline{G}_{ij}^{12(a)}$ and $\overline{G}_{ij}^{12(b)}$ obtained for the acceptance level $d_{ij} = 10$ (the set S_{ij}^{21} is empty). Likewise, we have considered two new points: $A_k(-2, -4.5)$ and $A_r(3, 5.5)$, with $\|A_k - A_r\| \simeq 11.18$. Figure 4 (b) and (c) display the set of intersection points $\mathcal{P}(ij; kr)$ obtained by considering different acceptance levels for the pair (k, r) . Thus, for $d_{kr} = 10.5$, the set $\mathcal{P}(ij; kr)$ (Figure 4 (b)) is non-empty, and contains three intersection points, and for $d_{kr} = 9.8$ (Figure 4 (c)), such a set is empty. Moreover, in this last figure only a branch of curve $\overline{G}_{kr}^{21(a)}$ is inside the feasible domain. Note that, in all cases, the points of $\mathcal{P}(ij; kr)$ are intersections of all pairs of curves $\{\overline{G}_{ij}^{(\cdot)}, \overline{G}_{kr}^{(\cdot)}\}$.

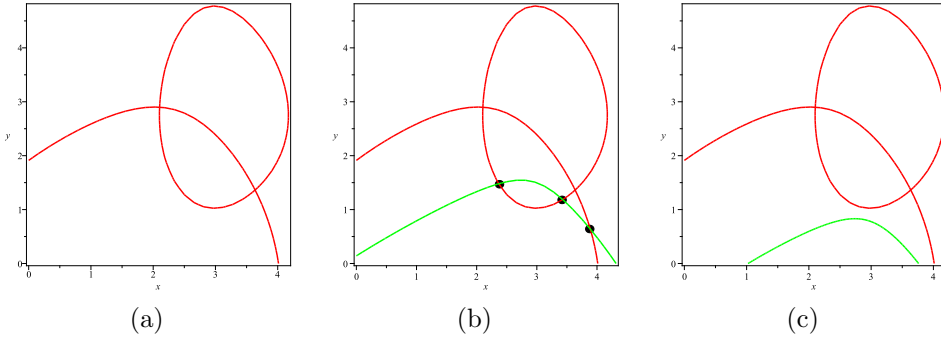


Figure 4. (a): Curves $\overline{G}_{ij}^{12(a)}$ and $\overline{G}_{ij}^{12(b)}$, for $d_{ij} = 10$. (b): Set $\mathcal{P}(ij; kr)$, for $d_{kr} = 10.5$. (c) For $d_{kr} = 9.8$, there are no intersection points and $\mathcal{P}(ij; kr) = \emptyset$.

Definition 16 For each O/D pair (i, j) , let $\mathcal{Q}(i, j) = \mathcal{Q}^{12}(i, j) \cup \mathcal{Q}^{21}(i, j)$ be a set of feasible points of $\overline{S}_{ij} = \overline{S}_{ij}^{12} \cup \overline{S}_{ij}^{21}$, where for each $\tau \in \{12, 21\}$:

$$\mathcal{Q}^\tau(i, j) = \begin{cases} \overline{G}_{ij}^{\tau(a)} \cap \overline{G}_{ij}^{\tau(b)}, & \text{if this intersection contains at least one feasible point} \\ \{Y_a, Y_b\}, & \text{where } Y_a \text{ and } Y_b \text{ are feasible points arbitrarily selected} \\ & \text{from } \overline{G}_{ij}^{\tau(a)} \text{ and } \overline{G}_{ij}^{\tau(b)}, \text{ respectively} \end{cases}$$

Clearly $\mathcal{Q}^\tau(i, j) \subset \overline{S}_{ij}^\tau$, for $\tau \in \{12, 21\}$.

Theorem 17 For the restricted problem (3), let $\mathcal{P} \subset L_p \times L_q$ be the set defined as follows

$$\mathcal{P} = \bigcup_{(i,j) \neq (k,r)} \mathcal{P}(ij; kr)$$

Then, at least one of the following three cases occurs:

1. Any point of $L_p \times L_q$ is an optimal solution for problem (3).
2. There exists an O/D pair (i, j) such that $\mathcal{Q}(i, j)$ contains (at least) one optimal solution for problem (3).
3. The set \mathcal{P} contains (at least) one optimal solution for problem (3).

Proof: Let $(\hat{X}_1, \hat{X}_2) \in L_p \times L_q$ and $F(\hat{X}_1, \hat{X}_2)$ be an optimal solution for problem (3) and the corresponding optimal value of the objective function, respectively. That is, $F(\hat{X}_1, \hat{X}_2) \geq F(X_1, X_2)$, $\forall (X_1, X_2) \in L_p \times L_q$. Let $C(\hat{X}_1, \hat{X}_2)$ be the set of O/D pairs covered by (\hat{X}_1, \hat{X}_2)

1. The trivial case $C(\hat{X}_1, \hat{X}_2) = \emptyset$ implies that $F(\hat{X}_1, \hat{X}_2) = 0$, therefore all points of $L_p \times L_q$ are optimal.
2. If $C(\hat{X}_1, \hat{X}_2) \neq \emptyset$, then (\hat{X}_1, \hat{X}_2) covers at least one O/D pair. Since from Corollary 11, $\forall (i, j) \in C(\hat{X}_1, \hat{X}_2)$, $(\hat{X}_1, \hat{X}_2) \in S_{ij}$, we can write

$$(\hat{X}_1, \hat{X}_2) \in I(\hat{X}_1, \hat{X}_2) := \bigcap_{(i,j) \in C(\hat{X}_1, \hat{X}_2)} S_{ij}$$

From the construction, $I(\hat{X}_1, \hat{X}_2)$ is the set of points which cover the O/D pairs of $C(\hat{X}_1, \hat{X}_2)$. To prove the statements 2 and 3 of Theorem (17), we analyze separately the cases $|C(\hat{X}_1, \hat{X}_2)| = 1$ and $|C(\hat{X}_1, \hat{X}_2)| > 1$.

- (a) If $C(\hat{X}_1, \hat{X}_2) = \{(i, j)\}$, then $I(\hat{X}_1, \hat{X}_2) \subseteq S_{ij}$, and $I(\hat{X}_1, \hat{X}_2) \cap S_{kr} = \emptyset$, $\forall (k, r) \neq (i, j)$. Therefore at least one of the sets S_{ij}^{12} , S_{ij}^{21} is contained into $I(\hat{X}_1, \hat{X}_2)$.

If both sets are contained in $I(\hat{X}_1, \hat{X}_2)$, then $(\hat{X}_1, \hat{X}_2) \in I(\hat{X}_1, \hat{X}_2) = S_{ij} = S_{ij}^{12} \cup S_{ij}^{21}$. Since they are disjoint sets, (\hat{X}_1, \hat{X}_2) is contained in one of them, suppose this set is S_{ij}^{12} . Moreover, all points of S_{ij}^{12} cover the same pairs as (\hat{X}_1, \hat{X}_2) (otherwise (\hat{X}_1, \hat{X}_2) would not be optimal), i.e. $F(\hat{X}_1, \hat{X}_2) = F(X_1, X_2)$, $\forall (X_1, X_2) \in S_{ij}^{12}$. Consequently all points of this set (including those on its boundary) are optimal. Both in case $G_{ij}^{12(a)}$ and $G_{ij}^{12(b)}$ are disjoint or not, we have $\bar{S}_{ij}^{12} \cap \mathcal{Q}^{12}(i, j) \neq \emptyset$, therefore at least one point of $\mathcal{Q}(i, j)$ is also an optimal solution of (3).

If only one of the sets is entirely contained in $I(\hat{X}_1, \hat{X}_2)$, suppose this set is S_{ij}^{12} , then $I(\hat{X}_1, \hat{X}_2) \cap S_{ij}^{21} = \emptyset$, and the previous reasoning can be also repeated for this situation. This proves the second assertion.

Note that, in this case it is not possible to have $(\hat{X}_1, \hat{X}_2) \in I(\hat{X}_1, \hat{X}_2) \cap S_{ij}^{21} \subset S_{ij}^{21}$, since this would imply that $I(\hat{X}_1, \hat{X}_2) \cap S_{ij}^{21}$ is obtained from the intersection of S_{ij}^{21} with (at least) one other set S_{kr} , with $(k, r) \in C(\hat{X}_1, \hat{X}_2)$, which is a contradiction.

- (b) Suppose $|C(\hat{X}_1, \hat{X}_2)| > 1$. Since each set S_{ij} involved in the intersection $I(\hat{X}_1, \hat{X}_2)$ is the union of two disjoint and non-convex sets, $I(\hat{X}_1, \hat{X}_2)$ could consist of several disjoint subsets, and the boundary of $I(\hat{X}_1, \hat{X}_2)$ is obtained from pieces of boundaries of the collection $\{\bar{S}_{ij}^\tau, (i, j) \in C(\hat{X}_1, \hat{X}_2), \tau \in \{12, 21\}\}$.

The optimum (\hat{X}_1, \hat{X}_2) belongs to one of the subsets composing $I(\hat{X}_1, \hat{X}_2)$, let $\hat{S} \subseteq I(\hat{X}_1, \hat{X}_2)$ denote the maximal connected subset containing (\hat{X}_1, \hat{X}_2) . That is, if for instance $(i, j), (k, r) \in C(\hat{X}_1, \hat{X}_2)$, then $I(\hat{X}_1, \hat{X}_2) \subseteq (S_{ij}^{12} \cap S_{kr}^{12}) \cup (S_{ij}^{12} \cap S_{kr}^{21}) \cup (S_{ij}^{21} \cap S_{kr}^{12}) \cup (S_{ij}^{21} \cap S_{kr}^{21})$, consequently \hat{S} would be contained in one of these four sets. All points of \hat{S} are also optimal, and the boundary of \hat{S} is composed by pieces of boundaries of the collection above described. Then the boundary of \hat{S} contains

at least one intersection point of two curves $\overline{S}_{ij}^\tau, \overline{S}_{kr}^{\tau'}$ composing the boundary of $I(\hat{X}_1, \hat{X}_2)$ (with $\tau, \tau' \in \{12, 21\}$). From Lemma 15, the set $\mathcal{P}(ij; kr)$ contains all intersection points of $\overline{S}_{ij}^\tau \cap \overline{S}_{kr}^{\tau'}$. Therefore, $\hat{S} \cap \mathcal{P} \neq \emptyset$, which is the third statement of the theorem. This concludes the proof. \otimes

Corollary 18 *Let $\mathcal{Q} \subset L_p \times L_q$ be the set defined as $\mathcal{Q} = \bigcup_{(i,j)} \mathcal{Q}(i,j)$, and let X_{pq} be an arbitrary point selected from $L_p \times L_q$ such that $X_{pq} \notin \mathcal{Q} \cup \mathcal{P}$. Then the set $\mathcal{Q} \cup \mathcal{P} \cup \{X_{pq}\}$ is a FDS for the restricted problem (3).*

Saving some technical questions dealing with the bi-dimensional representation of Problem (3) by means of a parametrization of linear arc segments, the algorithm for solving (3) is based on progressively constructing the FDS, and then evaluating the objective function F on the points of the FDS for finally selecting the best solution. At the end of the preprocessing phase aforementioned in which the ordered sequence $\mathcal{L}(e)$ of all linear arc segments of each edge e is computed, we can know if two linear arc segments $L_p \in \mathcal{L}(e_p)$ and $L_q \in \mathcal{L}(e_q)$ are, or not, antipodal to each other. In case of having a pair $\{L_p, L_q\}$ of type 1, the distance $d(X_1, X_2)$, for $(X_1, X_2) \in L_p \times L_q$ can be established from Lemmas 6 and 7 in constant time, without increasing the complexity of the previous phase. Finally we point out that, in the description of the algorithm, all points of the FDS are incorporated to the set Ω .

Algorithm for problem (3)

1. Set $\Omega := \emptyset$.
2. For each O/D pair (i, j) , **do**
 - (a) Obtain the level curves $\overline{G}_{ij}^{12(a)}, \overline{G}_{ij}^{12(b)}, \overline{G}_{ij}^{21(a)},$ and $\overline{G}_{ij}^{21(b)}$.
 - (b) For $\tau \in \{12, 21\}$, compute the intersection set $\mathcal{Q}^\tau(i, j) = \overline{G}_{ij}^{\tau(a)} \cap \overline{G}_{ij}^{\tau(b)}$.
 - i. If $\mathcal{Q}^\tau(i, j) \neq \emptyset$, then $\Omega := \Omega \cup \mathcal{Q}^\tau(i, j)$.
 - ii. Otherwise, set $\Omega := \Omega \cup \{Y_a, Y_b\}$, where Y_a and Y_b are arbitrary points selected from $\overline{G}_{ij}^{\tau(a)}$ and $\overline{G}_{ij}^{\tau(b)}$, respectively.
3. For each different O/D pairs (i, j) and (k, r) , **do**
 - (a) Obtain $\mathcal{P}(ij; kr)$, the set of intersection points of all pairs of level curves $\{\overline{G}_{ij}^{\tau(t)}, \overline{G}_{kr}^{\tau'(t')}\}$, for $\tau, \tau' \in \{12, 21\}$ and $t, t' \in \{a, b\}$.
 - (b) Set $\Omega := \Omega \cup \mathcal{P}(ij; kr)$.
4. Choose any point $X_{pq} \in L_p \times L_q$ such that $X_{pq} \notin \Omega$. Set $\Omega := \Omega \cup \{X_{pq}\}$.
5. Evaluate the objective function at each point of Ω , and select as solution a point (X_1^*, X_2^*) for which $F(X_1^*, X_2^*) = \max_{(X_1, X_2) \in \Omega} F(X_1, X_2)$ (there can be several solutions)

To discuss the resulting complexity of this algorithm we first analyze the cardinality of the sets composing the FDS. We previously point out that, as it is usual in origin-destination problems, henceforth we will use $N = O(n^2)$ to denote the number of O/D pairs in order to reflect the complexity as a function of N (instead of as a function of the number n of isolated facilities).

In this process, the main computational effort is spent in computing the $O(N^2)$ sets of intersection points $\mathcal{P}(ij; kr)$. Each $\overline{G}_{ij}^{\tau(t)}$ is the boundary curve of the convex set $G_{ij}^{\tau(t)}$, which

is the sublevel set of the convex function $g_{ij}^t(\cdot)$. The algebraic structure of these functions allows to establish (by means of Bezout's theorem), that for $\tau, \tau' \in \{12, 21\}$ and $t, t' \in \{a, b\}$, the number of intersection points of two different boundary curves $\overline{G}_{ij}^{\tau(t)}$, $\overline{G}_{kr}^{\tau'(t')}$ is (upper) bounded by 12 (see [4, 5]). Since each $\mathcal{P}(ij; kr)$ is obtained from the intersection of (at most) 16 pairs of curves, the complexity of \mathcal{P} (the number of all intersection points computed in Step 3) is $O(N^2)$. From the same argument, the cardinality of \mathcal{Q} (computed in step 2) is also $O(N^2)$, consequently $|\Omega| \in O(N^2)$. Moreover, evaluating the objective function F in each point of Ω requires $O(N)$ time, which gives a final complexity of $O(N^3)$ for solving the restricted problem (3).

4.3 The convex case: The restricted problem of type 2

We now study the restricted problem (4), given by

$$\begin{aligned} \max \quad & F(X_1, X_2) := \sum_{(i,j) \in C(X_1, X_2)} t_{ij} \\ \text{s.t.} \quad & (X_1, X_2) \in L_p \times L_q \\ & L_p, L_q \in \mathcal{L}, \{L_p, L_q\} \text{ of type 2} \end{aligned} \tag{4}$$

When $(X_1, X_2) \in L_p \times L_q$, and $\{L_p, L_q\}$ are two linear arc segments of type 2, from lemmas 6 and 7 and by replacing P and Q by X_1 and X_2 , respectively, the distance $d(X_1, X_2)$ is either linear or convex (according with L_p, L_q lie in different edges or in the same edge). More specifically, and following with the notation used for problem (3), in this case we have

$$d_a((X_1, X_2)) = d_b(X_1, X_2) = d(X_1, X_2)$$

Consequently, all results of previous section are valid for problem (4) tacking into account that we now have:

$$S_{ij}^{12} = G_{ij}^{12(a)} = G_{ij}^{12(b)}, \text{ and } S_{ij}^{21} = G_{ij}^{21(a)} = G_{ij}^{21(b)}$$

Therefore, from Proposition 10 and Corollary 13, both S_{ij}^{12} and S_{ij}^{21} are convex and disjoint sets such that $S_{ij} = S_{ij}^{12} \cup S_{ij}^{21}$. Likewise, for this problem the set $\mathcal{Q}(i, j)$ of Definition 16 becomes on the set $\mathcal{Q}(i, j) = \{Y, Y'\}$, where Y and Y' are points arbitrarily selected from \overline{S}_{ij}^{12} and \overline{S}_{ij}^{21} , respectively. And for each two different O/D pairs $(i, j), (k, r)$, the set $\mathcal{P}(ij; kr)$ of Lemma 15 is now given by

$$\mathcal{P}(ij; kr) = \bigcup_{(i,j) \neq (k,r)} (\overline{S}_{ij} \cap \overline{S}_{kr}) = \{\overline{S}_{ij}^{12} \cap \overline{S}_{kr}^{12}\} \cup \{\overline{S}_{ij}^{12} \cap \overline{S}_{kr}^{21}\} \cup \{\overline{S}_{ij}^{21} \cap \overline{S}_{kr}^{12}\} \cup \{\overline{S}_{ij}^{21} \cap \overline{S}_{kr}^{21}\}$$

With these sets Theorem 17 and Corollary 18 are also valid for problem (4) and establishes that $\mathcal{Q} \cup \mathcal{P} \cup \{X_{pq}\}$ is the FDS for this problem. Besides, by introducing some slight modifications, the previous Algorithm for problem (3) can be applied for solving problem (4). These modifications consist on replacing steps 2 and 3 for the following ones:

2. For each O/D pair (i, j) , **do**
 - (a) Obtain the level curves \overline{S}_{ij}^{12} and \overline{S}_{ij}^{21}
3. For each different O/D pairs (i, j) and (k, r) , **do**
 - (a) For each $\tau, \tau' \in \{12, 21\}$, compute $\overline{S}_{ij}^{\tau} \cap \overline{S}_{kr}^{\tau'}$.
 - i. If $\overline{S}_{ij}^{\tau} \cap \overline{S}_{kr}^{\tau'} \neq \emptyset$, then set $\Omega := \Omega \cup \overline{S}_{ij}^{\tau} \cap \overline{S}_{kr}^{\tau'}$

- ii. Otherwise, set $\Omega := \Omega \cup \{Y_{ij}, Y_{kr}\}$, where Y_{ij}, Y_{kr} are points arbitrarily selected from \overline{S}_{ij}^τ and $\overline{S}_{kr}^{\tau'}$, respectively.

These modifications does not reduce the complexity $O(N^3)$ obtained for problem (3), since the cardinal of set $P(ij; kr)$ has, in this case, the same complexity $O(N^2)$ discussed in the previous section. In effect, since for problem (4) we also have $O(N^2)$ sets $P(ij; kr)$, with $|P(ij; kr)| \leq 48$ (each intersection $\overline{S}_{ij}^\tau \cap \overline{S}_{kr}^{\tau'}$ has at most 12 points).

Remark 19 *Procedure for solving the restricted problem of type 2 can also be viewed as an adaptation of algorithm described in [5] for solving the restricted problem on a tree network, which supposes that L_p, L_q assume the roles of a pair of edges of the tree. If $\{L_p, L_q\}$ is a pair of linear arc segments of type 2, it is possible to obtain from the network \mathcal{N} an associated subtree T'_{pq} by deleting all edges and subedges not involved in the shortest distance between points of L_p and L_q . If in such a subtree we consider the extreme points of L_p and L_q as nodes, then the linear arc segments becomes edges of the tree, and the restricted problem (4) is an O/D 2-location problem on an edge-pair of a tree.*

4.4 Complexity of the problem

All these reasonings implies that restricted problem (2) can be solved in $O(N^3)$ time (independently of the type of problem). Tacking into account that there are at most $|V||E|$ linear arc segments in the network, the number of pairs of linear arc segments is $O(|V|^2|E|^2)$ (which is the number of restricted problems (2) to be solved). This finally gives a complexity of $O(|V|^2|E|^2N^3)$ time for solving the initial problem (1) on the overall network (where $N = O(n^2)$ is the number of O/D pairs).

5 Conclusions and further research

Given a set of origin-destination pairs in the Euclidean plane, the problem of locating two transfer points on a embedded in the plane high-speed network so that the number of covered pairs would be maximized, has been analyzed and solved in this paper. Given the lack of convexity of the mixed plane-network distances the applied approach has consisted into the decomposition of the set of feasible solutions into smaller regions in which the mixed distances are either concave or convex. This decomposition gives rise to two different restricted problems which has been analyzed and a finite dominating set for each case derived. In such a way the problem can be solved by a polynomial time algorithm which has been designed.

Further research, still on progress, consists in applying this approach to the problem of maximizing the additional coverage regarding a set of already located transfer points on the network, i.e. the conditional location counterpart problem. An improvement in the way of approaching the model to the problem of locating new stations on a transportation network is to introduce acceleration and deceleration between transfer points. This problem also deserves further research. We note that since the computational complexity of the corresponding problem of locating more than two transfer points is high other methodologies as the Big Cube Small Cube algorithm [12] could be useful for this extension.

Acknowledgement: This work was partially supported by Ministerio de Educación, Ciencia e Innovación (Spain)/FEDER under project MTM2009-14243, Ministerio de Economía y Competitividad under project MTM2012-37048 and by Junta de Andalucía (Spain)/FEDER under excellence projects P09-TEP-5022 and P10-FQM-5849.

References

- [1] S.P. BOYD AND L. VANDERBERGHE. *Convex Optimization*. Cambridge University Press, 2004.
- [2] H. HAMACHER, A. LIEBERS, A. SCHÖBEL, D. WAGNER, F. WAGNER. *Locating new stops in a railway network*. Electronic Notes Theoretical Computers Science **50** (2001), 1-11.
- [3] J.J. HOOKER, R.S. GARFINKEL, C.K. CHEN. *Finite dominating sets for network location problems*. Operations Research **39** (1991), 100-118.
- [4] F. KIRWAN. *Complex Algebraic Curves*. Cambridge University Press, 1992.
- [5] M-C. KÖRNER, J.A. MESA, F. PEREA, A. SCHÖBEL, D. SCHOLZ. *A Maximum trip covering location problem with alternative mode of transportation on tree networks and segments*. TOP (2012): DOI: 10.1007/s11750-012-0251-y.
- [6] G. LAPORTE, J.A. MESA, F.A. ORTEGA. *Locating stations on rapid transit lines*. Computers & Operations Research **29** (2002), 741-759.
- [7] G. LAPORTE, J.A. MESA, F.A. ORTEGA, I. SEVILLANO. *Maximizing trip coverage in the location of a single rapid transit line alignment*. Annals of Operations Research **136** (2005), 49-61.
- [8] H.M. REPOLHO, A.P. ANTUNES, R.L. CHURCH. *Optimal location of railway stations: The Lisbon-Porto High-Speed rail Line*. Transportation Science **47** (2013), 330-343.
- [9] R.T. ROCKAFELLER. *Convex Analysis*. Princeton University Press, 1970.
- [10] A. SCHÖBEL. *Locating stops along bus or railway lines. A bicriteria problem*. Annals of Operations Research **136** (2005), 211-227.
- [11] A. SCHÖBEL, H. HAMACHER, A. LIEBERS, D. WAGNER. *The continuous stop location problem in public transportation networks*. Asia-Pacific Journal of Operational Research **26** (2009), 13-30.
- [12] A. SCHÖBEL, D. SCHOLZ. *The Big Cube Small Cube Solution Method for Multidimensional Facility Location Problems*. Computers & Operations Research **37** (2010), 115-122.
- [13] V.R. VUCHIC, G.F. NEWELL. *Rapid transit interstation spacing for minimum travel time*. Transportation Science **2** (1968), 303-309.
- [14] V.R. VUCHIC. *Rapid transit interstation spacings for maximum number of passengers*. Transportation Science **3** (1969), 214-232.