

PAMELA and AMS-02 e^+ and e^- spectra are reproduced by 3-dimensional cosmic-ray modeling

Daniele Gaggero,^{1,2,*} Dario Grasso,^{3,†} Luca Maccione,^{4,5,‡} Giuseppe Di Bernardo,^{6,§} and Carmelo Evoli^{7,¶}

¹SISSA, via Bonomea 265, I-34136, Trieste, Italy

²INFN, sezione di Trieste, via Valerio 2, I-34127, Trieste, Italy

³INFN, sezione di Pisa, Largo B. Pontecorvo 3, I-56127 Pisa, Italy

⁴Ludwig-Maximilians-Universität, Theresienstraße 37, D-80333 München, Germany

⁵Max-Planck-Institut für Physik (Werner Heisenberg Institut), Föhringer Ring 6, D-80805 München, Germany

⁶Department of Physics, University of Gothenburg, SE 412 96 Gothenburg, Sweden

⁷II. Institut für Theoretische Physik, Universität Hamburg,
Luruper Chaussee 149, D-22761 Hamburg, Germany

The PAMELA collaboration recently released the e^+ absolute spectrum between 1 and 300 GeV in addition to the positron fraction and the e^- spectrum previously measured in the same period. We use the newly developed 3D upgrade of the DRAGON package to model those data. This code allows us to consider a realistic spiral arm source distribution in the Galaxy, which impacts the high energy shape of the propagated spectra. At low energy we treat solar modulation with the HELIOPROP code and compare its results with those obtained using the usual force-field approximation. We show that all PAMELA data sets can be consistently, and accurately, described in terms of a standard background on top of which a charge symmetric $e^+ + e^-$ extra-component with harder injection spectrum is added; this extra contribution is peaked at $\sim 1 - 10$ TeV and may originate from a diffuse population of sources located in the Galactic arms. For the first time we compute the energy required to sustain such a relevant positron flux in the Galaxy finding that it is naturally compatible with an astrophysical origin. We considered several reference setups: we find that models with a low (or null) reacceleration – tuned against light nuclei data – nicely describe both PAMELA leptonic and hadronic data with no need to introduce a low energy break in the proton and Helium spectra, as it would be required for high reacceleration models. We also compare our models with the preliminary e^- and e^+ absolute spectra recently measured by AMS-02. We find that those data, differently from what inferred from the positron fraction alone, favor a high energy cutoff ~ 10 TeV of the extra-component if this is uniquely generated in the Galactic arms. A lower cutoff may be allowed if a relevant contribution from powerful $e^- + e^+$ nearby accelerators (e.g. one or few pulsars) is invoked.

I. INTRODUCTION

The PAMELA collaboration recently published the results of its first orbital measurement of the absolute positron spectrum performed in the 1.5–300 GeV energy range [1]. The positron fraction (PF) $e^+/(e^- + e^+)$ measured in the same energy range has been also reported in that paper as an update of previous PAMELA results [2, 3]. PAMELA previously released the e^- spectrum, between 1 and 625 GeV [4]. All those data sets were taken during the same period (from July 2006 to December 2009), hence in a very low solar activity period which is well suited to study the interstellar spectra. Having contemporary measurements of the electron and positron spectra by the same experiment over a wide energy range is a very important achievement as it allows to reduce not only experimental systematics but also the uncertainties related to cosmic ray (CR) propagation in the heliosphere (solar modulation) and in the Galaxy. The

same collaboration also measured the proton and helium spectra [5, 6]: that piece of information is very relevant in this context since it is required to compute the secondary components of e^+ and e^- interstellar fluxes that are produced by the interaction of those CR species with the interstellar medium.

PAMELA provided the first firm evidence of a rising PF above 10 GeV [2] which was confirmed by Fermi-LAT [7] later on. More recently, the AMS-02 collaboration measured the same quantity with higher accuracy up to 350 GeV. Its results agree with PAMELA up to 250 GeV and suggest a flattening of the PF above that energy [8].

In the standard scenario only e^- receive a primary contribution from astrophysical sources so that the observed e^+ flux should uniquely be originated by spallation processes in the interactions of CR protons and Helium nuclei with the interstellar gas. That scenario, however, fails to reproduce the PF rise observed by PAMELA, Fermi-LAT and AMS-02 above 10 GeV, for any of the propagation models which are validated against proton and light nuclei CR data. Hence, the presence of a positron primary component with a hard spectrum was invoked to explain this discrepancy. It was shown (see e.g. [9] and refs therein) that – if this *extra-component* is charge symmetric, and it has a hard source spectrum $N_{e^\pm}(E) \propto E^{-\gamma_{e^\pm}} \exp(-E/E_{\text{cut}})$ with $\gamma_{e^\pm} \simeq 1.5$ and

* dgaggero@sissa.it

† dario.grasso@pi.infn.it

‡ luca.maccione@lmu.de

§ giuseppe.dibernardo@physics.gu.se

¶ carmelo.evoli@desy.de

$E_{\text{cut}} \simeq 1$ TeV – it allows to consistently reproduce the PF measured by PAMELA [2] and the $e^+ + e^-$ spectrum measured by Fermi-LAT [10, 11] and H.E.S.S. [12].

An impressive amount of work has been devoted to explain this excess either in terms of astrophysical mechanisms – mainly: (A) pair production in the pulsar magnetospheres and (B) secondary production near the supernova remnant (SNR) shocks – or invoking particle dark matter (DM) annihilation or decay. See e.g. [13, 14] for comprehensive reviews. In spite of those efforts the nature of such component is still an open problem.

Possible features in the lepton spectra or a dipole anisotropy due to local sources (e.g. pulsars or SNRs) have been proposed as possible signatures which may validate or reject some of those interpretations. A realistic modeling of those features, however, requires to carefully account for the complex spatial distribution of CR sources because above 100 GeV the energy loss length of electrons and positrons is comparable with the inhomogeneity length scale of the source distribution.

In a recent Letter [15] we showed that ignoring the spiral arm pattern of the Galaxy, as commonly done using 2-dimensional semi-analytical or numerical models, results in wrong predictions of the spatial distribution and energy spectra of Galactic electrons and positrons already above 10 GeV. In order to account for PAMELA, Fermi-LAT and AMS-02 results those models require quite steep e^- source spectra which is at odds with Fermi acceleration theory and in strong tension with supernova remnants (SNRs) radio observations. We addressed this *steepness problem* by developing an upgraded 3-dimensional version of the DRAGON code [16] and accounting for the spiral arm pattern of supernova remnants inferred from astronomical data. We showed that using such approach the *steepness problem* is ameliorated and that the PF rise is correctly reproduced if the extra-component sources are distributed along Galactic arms. Therefore a prominent contribution of local sources is not required.

The absolute positron spectrum recently published by PAMELA provides an important test of the results obtained in [15], it allows to improve the tuning of the free parameters and, together with preliminary AMS-02 results, to get new insights on the nature of the extra-component. In that paper we could compare our predictions for the e^+ spectrum only with Fermi-LAT data [7], hence in a narrow energy range (20–200 GeV), and with an estimate obtained combining the positron fraction [2] with the e^- spectrum [4] measured by PAMELA. The e^+ spectrum measured by PAMELA used in this paper, clearly provides a more reliable new piece of information. We also compare our result with the AMS-02 e^+ and e^- preliminary data [17].

Model	δ	D_0 ($10^{28} \text{ cm}^2/\text{s}$)	v_A (km/s)	η	$\gamma(p)$	$\gamma(e^-)$	$\gamma(e^\pm)$
PD	0.6	3.20	0	-0.40	2.50	1.6/2.5	1.7
KRA	0.5	3.75	15	-0.40	2.35	1.6/2.5	1.7
KOL	0.3	5.95	35	1	2.1/2.4	1.7/2.5	1.55

TABLE I. We report here the main parameters of the reference propagation setups used in this work. The KOL model has a break in the proton source spectra $\gamma(p)$ at a rigidity of 11 GV.

II. THE ELECTRON AND POSITRON SPECTRA WITH A GALACTIC EXTRA-COMPONENT

In this section we extend the analysis performed in [15] considering a wider set of propagation models.

CR propagation is treated with the 3D version of the DRAGON code ¹ assuming CR nuclei as well as primary electrons and positron sources to be distributed along Galaxy spiral arms using the same pattern adopted in [15]. In this work we approximate the regular magnetic field to be azimuthal symmetric so that only the perpendicular component of the diffusion coefficient ($D_\perp = D_z = D$) is relevant. For this quantity we assume the following rigidity and spatial dependence: $D(\rho, z) = \beta^\eta D_0(\rho/\rho_0)^\delta \exp(z/z_t)$.

Here we only considered a scale height $z_t = 4$ kpc, which is the value preferred on the basis of $^9\text{Be}/^{10}\text{Be}$ data, having shown in [18] that the e^- and e^+ spectra have a relatively small dependence on this parameter.

We consider three reference models characterized by the parameters reported in Tab.I which are tuned to reproduce a wide collection of B/C data sets (including PAMELA preliminary results) with a low χ^2 . What is even more relevant in this context, these models also reproduce the proton and Helium spectra measured by PAMELA both at high energy ($E > 80$ GeV), where the effect of solar modulation is negligible, and at lower energies for a given choice of the solar modulation potential (see Fig.1). Here we disregard the spectral hardening at $E \sim 250$ GeV found by the PAMELA collaboration [5] (and not confirmed by preliminary AMS-02 results) as we checked that its presence does not affect significantly our results.

The plain diffusion (PD) propagation model used in this work is similar to that considered in [15]. We also consider a weak reacceleration (parametrized in terms of the Alfvén velocity v_A) model with $\delta = 0.5$ (KRA model) and a strong reacceleration model (KOL) with $\delta = 0.3$ which is similar to the best-fit model found in [19]. While the KOL model naturally reproduces low

¹ A 3D and fully anisotropic (this feature is not used in this work) version of DRAGON is available at <http://www.dragonproject.org/> for download.

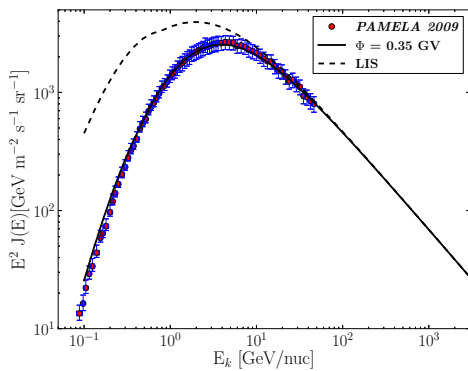


FIG. 1. The proton spectrum computed with DRAGON in the PD configuration and modulated in the force-field approximation is compared with PAMELA experimental data. The local interstellar spectrum (LIS) is also shown. The data reported in all the figures of this paper are extracted from the CRDB database (<http://lpsc.in2p3.fr/cosmic-rays-db/>) [21].

energy B/C data thanks to its strong reacceleration, it requires a break in the proton and Helium source spectra to match their observed spectra. On the other hand, the PD e KRA adopt a single power-law injection spectra for all nuclei at the cost of introducing an effective dependence of the diffusion coefficient on the particle velocity: $\eta < 0$. Such behavior, however, can be motivated on theoretical grounds [20].

For the electron background source spectrum we adopt a broken power-law spectrum, with a model dependent break at $E = 4$ GeV, as required to consistently match the synchrotron emission spectrum inferred from radio data and the e^- spectrum measured by PAMELA (see [18] and [22]). As discussed in the introduction, the positron fraction data above 10 GeV require the presence of an $e^- + e^+$ extra-component with a hard spectrum. We assume the extra-component to be charge symmetric and tune its source spectral index $\gamma(e^\pm)$ against the PAMELA positron fraction data. We consider two reference values of the extra-component source spectrum cut-off energy: $E_{\text{cut}} = 1$ and 10 TeV. The former is expected to be more suitable for pair production in pulsar wind nebulae (mechanism A mentioned in the Introduction) while the latter is more natural for secondary production in SNRs (mechanism B).

Similarly to what done in [15] and [22], in this section we assume that the sources of this component have the same spiral-arm spatial distribution as that adopted for CR nuclei and for the electron background; this is consistent with both production mechanism A and B mentioned above, since both the pulsar and SNR populations are expected to be highly correlated with the spiral arm structure. The spatial distribution of the propagated high-energy electrons originated from a spiral source term is shown for illustrative purposes in Fig. 2.

As first shown in [15], we notice the importance of this structured source term to reproduce the data using a

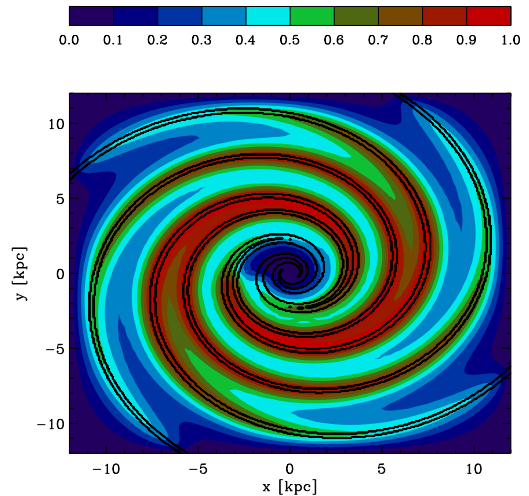


FIG. 2. The face-on view of the primary electron density at 100 GeV on the Galactic plane as computed with DRAGON (PD model) is represented (arbitrary units).

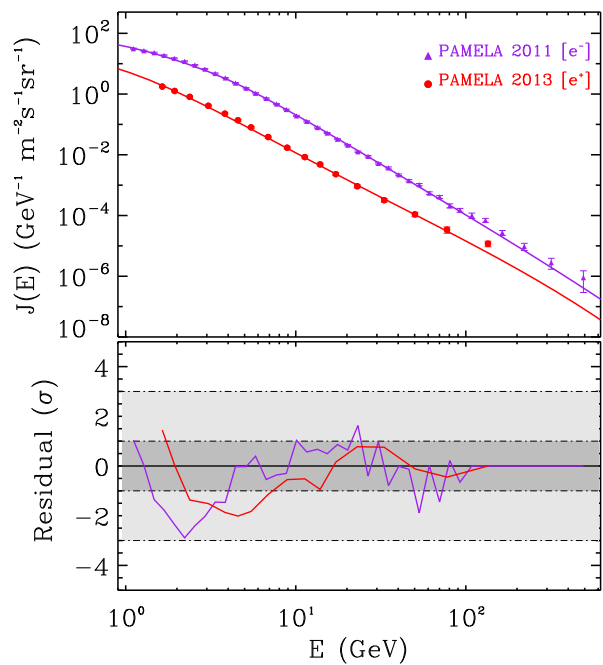


FIG. 3. The e^- (purple solid) and e^+ (red solid) spectra propagated with the PD setup and modulated with HELIOPROP are compared with PAMELA experimental data. The residuals of the model with respect to the data are shown in the lower panel.

more realistic primary injection spectrum: the enhanced energy losses due to the Sun being located in an interarm region, hence far from most sources, provide a further steepening which helps accomodating the extra component. We remark, however, that in order to match consistently all PAMELA datasets requires a steeper injection

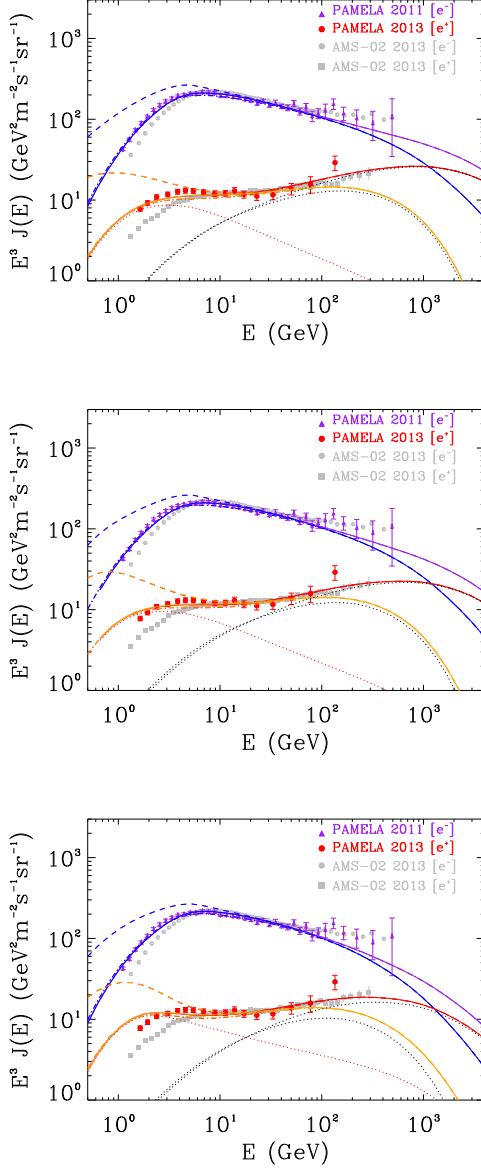


FIG. 4. The e^- and e^+ spectra multiplied by E^3 are plotted against PAMELA and preliminary AMS-02 data [17]. Red(orange), purple(blue) lines represent the e^+ , e^- spectra respectively as computed for the extra-component cut-off energy $E_{\text{cut}} = 10(1)$ TeV. Solid, dot-dashed (almost superimposed to the solid line) and dashed lines represent charge dependent (HELIOPROP) modulated, force-field modulated and interstellar (unmodulated) spectra respectively. Red and black dotted lines represent the modulated e^+ background and extra-component respectively.

($\gamma(e^-) = -2.5$) with respect to [15], so that a slight *steepness problem* is still present. This conclusion would hold if preliminary AMS-02 data will be confirmed. We argue that the residual discrepancy with the predictions of Fermi acceleration theory may be explained taking into account the details of the escape mechanism from the

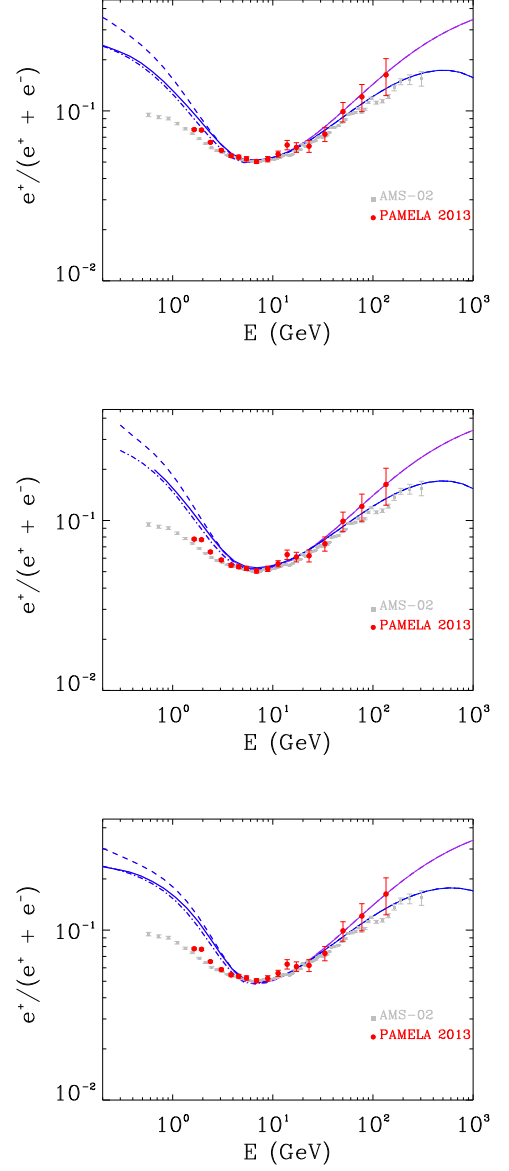


FIG. 5. The positron fraction corresponding to the models described in Sec.II is compared with PAMELA and AMS-02 data. The line notation is the same of Fig.4.

sources.

Concerning solar modulation, we use both the widely used force-field, charge independent, treatment [23] and the HELIOPROP code [24] which solves the CR propagation equation in the solar system accounting for charge-dependent drifts in the presence of a time dependent current sheet (see also [25]). The second approach is invoked to explain the discrepant PF low energy data found during periods with opposite polarities of the heliospheric magnetic field and to match AMS-02 low energy data. In HELIOPROP a linear rigidity dependence of the scattering length parallel to the heliospheric magnetic field is as-

sumed (Bohm diffusion): $\lambda_{\parallel} = \lambda_0(\rho/1 \text{ GeV})(B/B_{\oplus})^{-1}$. This scaling is different with respect to the one used in the interstellar medium, and is motivated by the very high ratio between the turbulent and regular component of the magnetic field in the heliospheric environment.

We find that $\lambda_0 = 0.4 \text{ A.U.}$ (astronomical units) and the tilt angle current sheet $\alpha = 10^\circ$, which are well suited for the PAMELA data taking period, provide a consistent description of the low energy tail of e^- and e^+ spectra measured by PAMELA for all models. From Fig.4 we see how both treatments (force-field and charge dependent) give very similar results for the low solar activity period PAMELA was operating. The main difference arises in the e^+ channel below 10 GeV where the CD treatment allows a slightly better fit of PAMELA data. Both approaches consistently reproduce the e^- and e^+ spectra for the same choice of the modulation parameters. We notice that in the force-field approximation, the value of the modulation potential $\Phi = 0.30 \text{ GV}$, which is required to reproduce the PAMELA lepton data sets, is in rough agreement with that required to match the PAMELA low energy proton data (which are $\Phi = 0.35, 0.50, 0.25 \text{ GV}$ for the PD, KRA and KOL models respectively).

From Fig.4,5 the reader can see as the lepton PAMELA data are consistently matched for the PD and KRA models. The residuals of those models with respect to PAMELA data, which we show at the bottom of Fig. 3 for the PD model, are smaller than 2σ over most of the considered energy range. The reduced χ^2 's respect to the e^- (e^+) data are 1.30(1.6); 1.6(2.1); 1.6(5.8) for the PD, KRA and KOL models respectively. The KOL model is clearly disfavored by PAMELA e^+ data. The same would hold for any strong reacceleration model due to the bump it would produce in the e^+ spectrum below few GeV. We find no significant difference between the χ^2 computed with $E_{\text{cut}} = 1 \text{ TeV}$ and 10 TeV due to the large PAMELA errors. We notice, however, that the former case is disfavored by AMS-02 e^- and e^+ preliminary data [17]. Interestingly, this is opposite from what one may infer from the AMS-02 PF data alone (see the related discussion in Sec.IV).

With DRAGON we also computed the injection power in the Galaxy required for protons, electron background and extra-component sources. The results are:

- $W_{\text{tot}}(p) \approx 10^{57} \text{ GeV/Myr}$;
- $W_{\text{tot}}(e^-) \approx 10^{55} \text{ GeV/Myr}$;
- $W_{\text{extra}}(e^\pm) \approx 10^{54} \text{ GeV/Myr}$.

We verified that these quantities are quite stable. In fact,

- varying the propagation model, among those considered in this paper, results in 30 - 50% scatter of the powers;
- resizing the diffusive halo scale height in the interval $z_t = 1 - 16 \text{ kpc}$, results in fluctuations around 50%;

- variation of the extra-component high energy cutoff produce negligible changes.

Therefore, the orders of magnitude estimates given above can be taken as good reference values for a wide class of scenarios.

Since the kinetic power released by supernovae in the interstellar medium (ISM) is $W_{\text{SNR}} \approx 10^{58} \text{ GeV/Myr}$ (assuming a standard rate of about 2 explosions per century), these results are compatible with the common wisdom that CR proton and electrons are accelerated by SNRs. Interestingly, only a tiny efficiency (10^{-4}) would be required to power the extra-component if this is originated by mechanism B (secondary production at SNR shock). The galactic pulsar population, however, can also provide the required energy budget. In this case, since the mean spin-down luminosity released by a mature pulsar in the form of dipole radiation is roughly two order of magnitudes smaller than the kinetic energy of a SNR (see e.g. Eq. 7 in [13]) the required pair creation efficiency would be ($\approx 1 - 10\%$). Interestingly this is significantly smaller than the values required in the scenario in which only few nearby pulsars are invoked to explain the positron excess.

III. THE CASE OF NEARBY SOURCES

In the previous section we assumed that CR electron and positron sources lay in the main spiral arms of the Galaxy. Since the closest arms are about 1 kpc away from the solar system, no nearby sources are present in that scenario. We know, however, that the solar system is not isolated but is part of a structure called the *local spur* or *local arm* (which includes also the Gould belt region): so several SNRs and pulsars are present in the solar neighborhood. Few of these sources may significantly contribute to the observed e^- and e^+ fluxes above 10 GeV (see [13] and ref.s therein). In Sec. II we managed to show that such local components are not strictly necessary to get good fits of PAMELA data. However, a situation in which spectral features due those local sources reveal their presence on top of a Galactic diffuse component are worth being considered. Interestingly, when compared with our previous results (see Figs 4 and 5) preliminary AMS-02 e^+ and e^- data may already show some hints of such local contributions. In particular:

- in the case of a high energy extra-component cutoff ($E_{\text{cut}} = 10 \text{ TeV}$) we see that once the Galactic extra-component is tuned to reproduce e^+ PAMELA and AMS-02 data, our Galactic model underestimates the e^- spectrum measured by AMS-02 for $E > 100 \text{ GeV}$ and, consequently, it overshoots the PF measured by that experiment. This may point to the presence of a local e^- accelerator;
- for a lower energy cutoff ($E_{\text{cut}} = 1 \text{ TeV}$), the model reproducing PAMELA data underestimates both

the e^+ and the e^- spectra preliminary measured by AMS-02 (such discrepancies counterbalance in such a way to match the AMS-02 PF). In this case the presence of a local $e^- + e^+$ accelerator may be required.

Motivated by these arguments, in this section we consider two representative scenarios:

- a prominent nearby SNR, which for definiteness we assume to be Vela, injects e^- only;
- few selected nearby pulsars which, as motivated in previous studies [26, 27] we assume to be Monogem and Geminga, inject a charge symmetric $e^- + e^+$ component which provides an important contribution to the total flux.

While more sources may contribute, previous analyses showed that their contribution should be subdominant with respect to those considered here [9, 28]. In both cases we sum those local components to the e^- and e^+ diffuse extra-component originated in the Galactic arms and to the standard background.

We treat particle propagation from the nearby sources to the solar system analytically, as described in [9, 27], using the same propagation parameters and loss rate as those adopted in the numerical computation of the Galactic components. For definiteness in this section we consider only the PD propagation model.

Adding a e^- component from a nearby SNR

Vela SNR with an age of 1.1×10^4 years and a distance $d \simeq 294$ pc [29] has been often proposed as a prominent local source of CR electrons in the TeV energy range. We assume the e^- injection in the ISM to be instantaneous (which is justified by the fact that the SNR active time is considerably smaller than the propagation time to the solar system). For the injection spectrum energy dependence we take $J_{\text{SNR}}(e^-) \propto E^{-\gamma_{\text{SNR}}} \exp(-E/E_{\text{max}})$. Here we assume that the e^- injected by Vela have total energy $E = 7 \times 10^{47}$ erg, spectral index $\gamma_{\text{SNR}} = 2.1$ and $E_{\text{max}} = 10$ TeV which is in agreement with observations and Fermi acceleration theory.

From Fig.6 the reader can see how, with respect to the models described in the previous section, the contribution of Vela allows to improve significantly the agreement between our model and the PAMELA and AMS-02 data above 100 GeV. The PF data sets are also nicely reproduced in this case.

Adding a $e^- + e^+$ component from nearby pulsars

Here we consider the possible contribution of Monogem (PSR B0656+14) and Geminga.

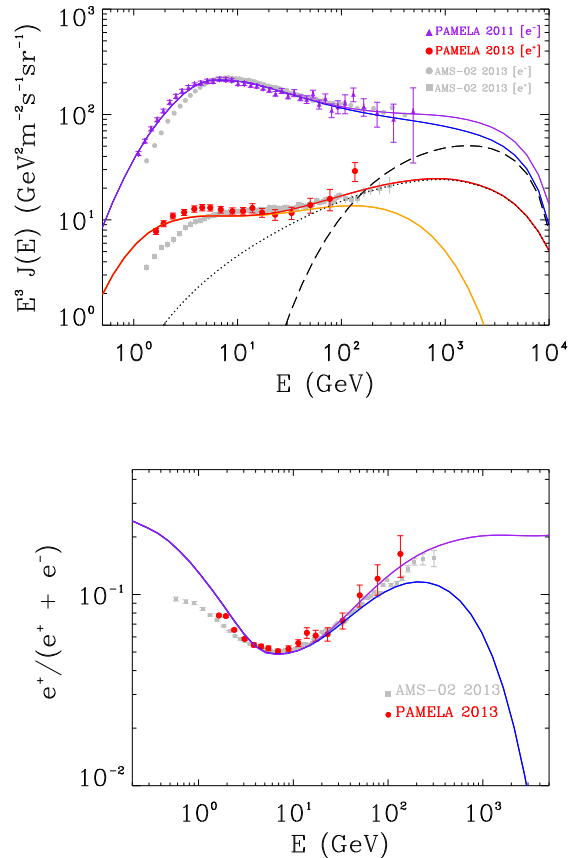


FIG. 6. The e^- and e^+ spectra (upper panel) and the positron fraction (lower panel) obtained by adding to the PD model components the e^- contribution due to Vela pulsar (dashed line) are shown. The line notation is the same of Fig.4.

The Monogem distance and age are $d \simeq 280$ pc and $T = 1.1 \times 10^5$ years respectively as reported in the ATNF catalogue² [30]. We estimated its released spin-down energy as done in [27]: $E = 1.5 \times 10^{48}$ erg. For Geminga $d \simeq 160$ pc, $T = 3.7 \times 10^5$ years and $E = 1.2 \times 10^{49}$ erg. Similarly to what done in [9, 27], we assume an instantaneous e^\pm pairs release into the ISM taking place 5×10^4 years after the pulsar birth.

We find that an injection spectral index $\gamma(e^\pm) = 1.8$ cutoff energy $E_{\text{max}} = 2$ TeV for those pulsars provides a very good description of experimental data (see Fig.7). Both these values are compatible with γ -ray observations.

In this scenario Monogem and Geminga provide a significant fraction of the extra positrons and electrons, on top of a less prominent Galactic contribution. The important point is that the efficiency required for these pulsars are 38% and 30% respectively, a factor of 3 - 30 higher than the values required for Galactic pulsars in

² <http://www.atnf.csiro.au/research/pulsar/psrcat/>

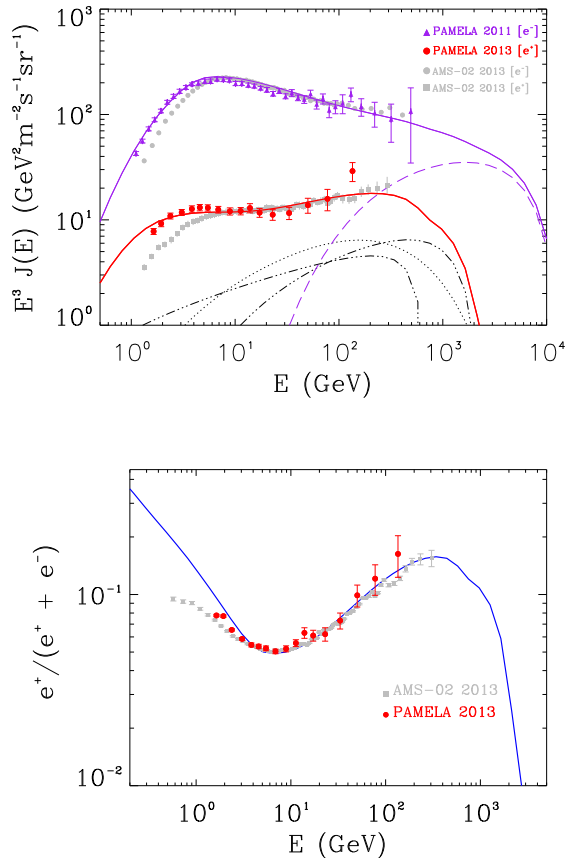


FIG. 7. The e^- and e^+ positron spectra (upper panel) and the positron fraction (lower panel) obtained by adding to the component showed in Fig.6 the contribution of Monogem and Geminga pulsars (triple-dotted-dashed lines). The cutoffs $E_{\text{cut}} = 1$ TeV for the Galactic extra-component and $E_{\text{max}} = 2$ TeV for those pulsars are adopted. The line notation is the same of Fig.4.

the scenario in which they are located in the Galactic arms only.

IV. DISCUSSION

We showed in the above the great relevance of PAMELA results in the leptonic sector both in low and high energy sectors.

Below 10 GeV, where the e^+ spectrum is dominated by the contribution of secondary particles, PAMELA e^+ and e^- data provide valuable informations on the propagation properties of CR. Previous experimental results had a much lower constraining power due to their larger experimental errors and the larger uncertainties related to the treatment of solar modulation. The latter is strongly reduced for PAMELA data thanks to the exceptionally low solar activity during which they were taken. In fact, we verified that a detailed treatment of particle propaga-

tion in the complex heliosphere magnetic field performed with the HELIOPROP code leads to results very similar to those obtained with the *classical* force-field approximation. We showed that once the proton injection spectrum is tuned to reproduce PAMELA results, the modulated e^+ and e^- spectra can consistently be reproduced with DRAGON. A good fit of low energy positrons, however, is possible only for models with low, or null, reacceleration and $\delta \gtrsim 0.5$ which adopt a single power law for the proton source spectrum. This result provides a compelling confirmation of previous findings based on PAMELA antiproton data [31].

At larger energies, our analysis exploits the 3-dimensional features of the DRAGON code to properly account the effect of energy losses in the presence of a realistic spiral-arm distribution of astrophysical sources. As shown for the first time in [15], such an approach reveals that, above 10 GeV, the e^+ and e^- spatial distribution in the Galaxy should be rather inhomogeneous and their spectrum be significantly steeper than that obtained with azimuthally symmetric (2D) numerical or semi-analytical computations. Here we confirm those findings. We notice, however, that PAMELA data still point to a rather steep source spectrum of the e^- background (see Tab.I) with respect to that expected from Fermi acceleration. This may suggest that rather strong energy losses occur before the escape of the CR electrons from the acceleration region.

The other relevant issue studied in this paper concerns the features, and the nature, of the electron and positron extra-component required to explain the positron fraction rise above 10 GeV. Here we showed that the e^+ and e^- absolute spectra measured by PAMELA also requires this new component. Both data sets can be consistently, and accurately, reproduced if the extra-component sources are distributed along the Galaxy spirals arms, as expected both for SNR and pulsars and as we assumed for the CR primary nuclei and the e^- background sources.

For the first time, in this work we determined the injection power required for the Galactic extra-component. We argue that both a mechanism of secondary production at the acceleration site as proposed in [32] and the pair production of leptons in the magnetospheres of the pulsars [26] may satisfy the energy requirements. In fact, the energy injection rate needed to sustain the observed extra flux is about 4 orders of magnitude lower than the total injected power from Supernovae and about 2 orders of magnitude lower than the total injected power from pulsars. Therefore, other observables should be considered in order to discriminate between those two scenarios.

In agreement with previous results (see [13] and refs therein), the source spectrum of such Galactic extra-component must be rather hard ($\gamma(e^-) \simeq 1.7$). We showed that PAMELA data do not allow to discriminate between relatively low values of the extra-component cutoff $E_{\text{cut}} \simeq 1$ TeV from larger values. This is a very important issue since a value of $E_{\text{cut}} \gg 1$ TeV would disfavor

a pulsar origin of this component.

Although PAMELA data are compatible with a charge symmetric extra-component, from Fig.4 we notice that in that case our models slightly under-predict the e^- flux above few hundred GeV. This tension is much more severe if AMS-02 preliminary data are considered. Such discrepancy may point to a charge asymmetry in the extra-component production mechanism or to the presence of nearby e^- accelerators. Furthermore, we notice that both e^+ and e^- AMS-02 preliminary data clearly disfavor a purely Galactic origin of the extra-component if $E_{\text{cut}} \simeq 1$ TeV. This is opposite to what was inferred on the basis of the AMS-02 positron fraction alone [15, 33, 34].

In Sec.III we considered the effect of nearby sources on our results. We assumed that propagation in local region behaves as in the rest of the Galaxy (which we are aware may not be true [35]). We found that:

- a) if the e^\pm extra-component originates in the Galactic arms with a high energy cutoff ($E_{\text{cut}} \simeq 10$ TeV), the presence of a e^- contribution coming from a nearby SNR (e.g. Vela) improves the match between our model and PAMELA and AMS-02 data;
- b) for a lower energy cutoff ($E_{\text{cut}} \simeq 1$ TeV), the presence of a significant $e^+ + e^-$ local component (on top of the Galactic extra-component) allows to reproduce AMS-02 preliminary data. Observed nearby pulsars are viable source candidates for such local component although the required pair conversion efficiency is rather high (order of 30-40%).

Even more extreme cases in which the bulk of extra

electrons and positrons originate from few nearby pulsars only, with even higher efficiency, appear less convincing because almost half of the total spin-down energy should go in the pair production process. Moreover there is no reason why such energetic objects should be located in the solar vicinity only. Therefore the intermediate scenario, where the extra-component is originated by a population of sources along the arms plus some contribution from few energetic nearby pulsars, turns out to be more appealing (see also [28] where, however, the arm distribution of distant sources was not considered).

We remind that an interpretation of the positron CR excess in terms of particle dark matter annihilation or decay has been proposed many times in the Literature (see e.g. [14] for a recent review). Although these models are quite challenging from the model building point of view (see e.g. [36]) an interpretation of available data in those term is still viable. We notice, however, that a consistent treatment of the astrophysical background and the DM annihilation/decay product propagation is rarely performed. Furthermore, a realistic electron and positron background computed accounting for the spiral arm distribution of astrophysical source was not adopted so far. This may have a significant impact on the DM indirect search constraints. On the basis of our previous considerations, we also argue that recent DM models which have been tuned against PAMELA and AMS-02 positron fraction results may be severely constrained by the e^+ absolute spectrum measured by PAMELA and AMS-02.

Acknowledgments: We thank I. Gebauer for valuable discussions.

-
- [1] O. Adriani *et al.* (PAMELA Collaboration), (2013), arXiv:1308.0133 [astro-ph.HE].
 - [2] O. Adriani *et al.* (PAMELA Collaboration), Nature **458**, 607 (2009), arXiv:0810.4995 [astro-ph].
 - [3] O. Adriani, G. Barbarino, G. Bazilevskaya, R. Bellotti, M. Boezio, *et al.*, Astropart.Phys. **34**, 1 (2010), arXiv:1001.3522 [astro-ph.HE].
 - [4] O. Adriani *et al.* (PAMELA Collaboration), Phys.Rev.Lett. **106**, 201101 (2011), arXiv:1103.2880 [astro-ph.HE].
 - [5] O. Adriani *et al.* (PAMELA Collaboration), Science **332**, 69 (2011), arXiv:1103.4055 [astro-ph.HE].
 - [6] O. Adriani, G. Barbarino, G. Bazilevskaya, R. Bellotti, M. Boezio, *et al.*, Astrophys.J. **765**, 91 (2013), arXiv:1301.4108 [astro-ph.HE].
 - [7] M. Ackermann *et al.* (Fermi LAT Collaboration), Phys.Rev.Lett. **108**, 011103 (2012), arXiv:1109.0521 [astro-ph.HE].
 - [8] M. Aguilar *et al.* (AMS Collaboration), Phys.Rev.Lett. **110**, 141102 (2013).
 - [9] G. Di Bernardo, C. Evoli, D. Gaggero, D. Grasso, L. Maccione, *et al.*, Astropart.Phys. **34**, 528 (2011), arXiv:1010.0174 [astro-ph.HE].
 - [10] A. A. Abdo *et al.* (Fermi LAT Collaboration), Phys.Rev.Lett. **102**, 181101 (2009), arXiv:0905.0025 [astro-ph.HE].
 - [11] M. Ackermann *et al.* (Fermi LAT Collaboration), Phys.Rev. **D82**, 092004 (2010), arXiv:1008.3999 [astro-ph.HE].
 - [12] F. Aharonian *et al.* (H.E.S.S. Collaboration), Astron.Astrophys. **508**, 561 (2009), arXiv:0905.0105 [astro-ph.HE].
 - [13] P. D. Serpico, Astropart.Phys. **39-40**, 2 (2012), arXiv:1108.4827 [astro-ph.HE].
 - [14] M. Cirelli, Pramana **79**, 1021 (2012), arXiv:1202.1454 [hep-ph].
 - [15] D. Gaggero, L. Maccione, G. Di Bernardo, C. Evoli, and D. Grasso, Phys. Rev. Lett. **111**, **021102** (2013), 10.1103/PhysRevLett.111.021102, arXiv:1304.6718 [astro-ph.HE].
 - [16] C. Evoli, D. Gaggero, D. Grasso, and L. Maccione, JCAP **0810**, 018 (2008), arXiv:0807.4730 [astro-ph].
 - [17] S. Shael *et al.* (AMS-02 Collaboration), Proc. of the 33rd ICRC Conference (2013).
 - [18] G. Di Bernardo, C. Evoli, D. Gaggero, D. Grasso, and L. Maccione, JCAP **1303**, 036 (2013), arXiv:1210.4546 [astro-ph.HE].
 - [19] R. Trotta, G. Johannesson, I. Moskalenko, T. Porter,

- R. R. de Austri, *et al.*, *Astrophys.J.* **729**, 106 (2011), arXiv:1011.0037 [astro-ph.HE].
- [20] C. Evoli and H. Yan, *ApJ* **782**, 36 (2014), arXiv:1310.5732 [astro-ph.HE].
- [21] D. Maurin, F. Melot, and R. Taillet, (2013), arXiv:1302.5525 [astro-ph.HE].
- [22] D. Grasso, G. Di Bernardo, C. Evoli, D. Gaggero, and L. Maccione, (2013), arXiv:1306.6885 [astro-ph.HE].
- [23] L. J. Gleeson and W. I. Axford, *Astrophys. J.* **154**, 1011 (1968).
- [24] L. Maccione, *Phys.Rev.Lett.* **110**, 081101 (2013), arXiv:1211.6905 [astro-ph.HE].
- [25] P. Bobik, G. Boella, M. Boschini, C. Consolandi, S. Della Torre, *et al.*, *Astrophys.J.* **745**, 132 (2012), arXiv:1110.4315 [astro-ph.SR].
- [26] D. Hooper, P. Blasi, and P. D. Serpico, *JCAP* **0901**, 025 (2009), arXiv:0810.1527 [astro-ph].
- [27] D. Grasso *et al.* (FERMI-LAT Collaboration), *Astropart.Phys.* **32**, 140 (2009), arXiv:0905.0636 [astro-ph.HE].
- [28] M. Di Mauro, F. Donato, N. Fornengo, R. Lineros, and A. Vittino, (2014), arXiv:1402.0321 [astro-ph.HE].
- [29] D. Green, (2009), arXiv:0905.3699 [astro-ph.HE].
- [30] R. N. Manchester, G. B. Hobbs, A. Teoh, and M. Hobbs, *Astron.J.* **129**, 1993 (2005), arXiv:astro-ph/0412641 [astro-ph].
- [31] G. Di Bernardo, C. Evoli, D. Gaggero, D. Grasso, and L. Maccione, *Astropart.Phys.* **34**, 274 (2010), arXiv:0909.4548 [astro-ph.HE].
- [32] P. Blasi, *Phys.Rev.Lett.* **103**, 051104 (2009), arXiv:0903.2794 [astro-ph.HE].
- [33] T. Linden and S. Profumo, (2013), arXiv:1304.1791 [astro-ph.HE].
- [34] I. Cholis and D. Hooper, *Phys. Rev. D* **88**, 023013 (2013), arXiv:1304.1840 [astro-ph.HE].
- [35] M. D. Kistler, H. Yuksel, and A. Friedland, (2012), arXiv:1210.8180 [astro-ph.HE].
- [36] N. Arkani-Hamed, D. P. Finkbeiner, T. R. Slatyer, and N. Weiner, *Ph.Rev.D* **79**, 015014 (2009), arXiv:0810.0713 [hep-ph].