

Universality of Jamming Criticality in Overdamped Shear-Driven Frictionless Disks

Daniel Vågberg,¹ Peter Olsson,¹ and S. Teitel²

¹*Department of Physics, Umeå University, 901 87 Umeå, Sweden*

²*Department of Physics and Astronomy, University of Rochester, Rochester, NY 14627*

(Dated: April 9, 2019)

We investigate the criticality of the jamming transition for overdamped shear-driven frictionless disks in two dimensions for two different models of energy dissipation: (i) Durian’s bubble model with dissipation proportional to the velocity difference of particles in contact, and (ii) Durian’s “mean-field” approximation to (i), with dissipation due to the velocity difference between the particle and the average uniform shear flow velocity. By considering velocity correlations, finite-size behavior of pressure, and the pressure analog of viscosity, we argue that these two models share the same critical behavior.

PACS numbers: 45.70.-n 64.60.-i 64.70.Q-

Many different physical systems, such as granular materials, colloids, foams and emulsions, may be modeled in terms of particles with short ranged repulsive contact interactions. As the packing fraction ϕ of such particles is increased, the system undergoes a jamming transition from a liquid state to a rigid but disordered solid. It has been proposed that this jamming transition is a manifestation of an underlying critical point, “point J”, with associated scaling properties such as is found in equilibrium phase transitions[1, 2]. Scaling properties are indeed found when such systems are isotropically compressed, with pressure, elastic moduli, and contact number increasing as power laws as ϕ increases above the jamming ϕ_J [3]. When such systems are sheared with a uniform strain rate $\dot{\gamma}$, a unified critical scaling theory has successfully described both the vanishing of the yield stress as $\phi \rightarrow \phi_J$ from above, the divergence of the shear viscosity as $\phi \rightarrow \phi_J$ from below, and the non-linear rheology exactly at $\phi = \phi_J$ [4].

One of the hallmarks of equilibrium critical points is the notion of *universality*; the critical behavior, specifically the exponents describing the divergence or vanishing of observables, depend only on the symmetry and dimensionality of the system, and not on details of the specific interactions. For statically jammed states created by compression, where only the elastic contact interaction comes into play, it is understood that the relevant critical exponents are simply related to the form of the elastic interaction, and are all simple rational fractions[3]. In contrast, shear-driven steady states are formed by a balance of elastic and dissipative forces, and it is thus an important question whether or not the specific form taken for the dissipation is crucial for determining the critical behavior.

In a recent work by Tighe et al. [5], it was claimed that changing the form of the dissipation can indeed alter the nature of the criticality for sheared overdamped frictionless disks. In contrast to earlier work [4], where particle dissipation was taken with respect to a uniformly sheared background reservoir, Tighe et al. used a col-

lisional model for dissipation. They argued that this change in dissipation resulted in dramatically different behavior from that found previously, specifically (i) there is no length scale ξ that diverges upon approaching ϕ_J , and so behavior can be described analytically with a mean-field type model; (ii) critical exponents are simple rational fractions; (iii) there is no single critical scaling, but rather several different flow regimes, each with a different scaling. In this work we numerically re-investigate the model of Tighe et al. and present results arguing against these conclusions. In particular we find evidence that there are critical fluctuations at ϕ_J associated with a diverging length scale ξ . A critical scaling analysis then yields exponent values consistent with those found earlier for the simpler reservoir dissipation model. Thus the two dissipative models appear to be in the same critical universality class. We demonstrate this through examination of three different physical manifestations of the critical behavior: (i) velocity correlations, (ii) finite-size behavior of pressure, and (iii) scaling of the pressure analog of viscosity.

We simulate bidisperse frictionless disks in two dimensions (2D), with equal numbers of big and small disks with diameter ratio 1.4, at zero temperature. The interaction of disks i and j in contact is $V_{ij} = k_e \delta_{ij}^2/2$, where the overlap is $\delta_{ij} = r_{ij}/d_{ij} - 1$, with d_{ij} the sum of the disks’ radii. The elastic force on disk i is $\mathbf{f}_i^{\text{el}} = -\nabla_i \sum_j V_{ij}$, where the sum is over all particles j in contact with i . We use Lees-Edwards boundary conditions [6] to introduce a time-dependent uniform shear strain $\gamma(t) = \dot{\gamma}t$.

We consider two different models for energy dissipation. The first, which we call “contact dissipation” (CD), is the model introduced by Durian for bubble dynamics in foams[7], and is the model used by Tighe et al.[5]. Here dissipation occurs due to velocity differences of disks in contact,

$$\mathbf{f}_{\text{CD},i}^{\text{dis}} = -k_d \sum_j (\mathbf{v}_i - \mathbf{v}_j), \quad \mathbf{v}_i = \dot{\mathbf{r}}_i. \quad (1)$$

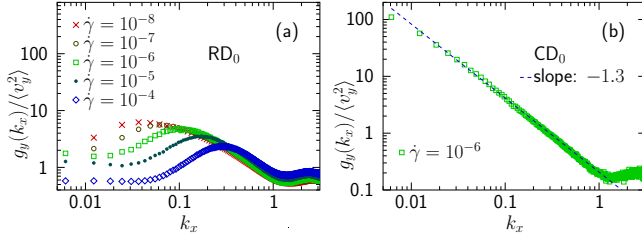


FIG. 1. Fourier transform of the transverse velocity correlation function $g_y(k_x)$ at $\phi = 0.8433 \approx \phi_J$. Panel (a) is for model RD₀ with shear rates $\dot{\gamma} = 10^{-8}$ through 10^{-5} . The peak in $g_y(k_x)$, moving to smaller k_x as $\dot{\gamma}$ decreases is related to the minimum in the real space $g_y(x)$ moving to larger x . The algebraic behavior in panel (b) for model CD₀ at $\dot{\gamma} = 10^{-6}$, is consistent with the absence of a length scale reported in Ref. [5], but still suggests a critical scaling.

In the second, which we call “reservoir dissipation” (RD), dissipation is with respect to the average shear flow of a background reservoir,

$$\mathbf{f}_{\text{RD},i}^{\text{dis}} = -k_d(\mathbf{v}_i - \mathbf{v}_R(\mathbf{r}_i)), \quad \mathbf{v}_R(\mathbf{r}_i) \equiv \dot{\gamma} y_i \hat{x}. \quad (2)$$

RD was also introduced by Durian[7] as a “mean-field”[8] approximation to CD, and is the model used in many earlier work on criticality in shear driven jamming[4, 8–10].

The equation of motion for both models is

$$m_i \dot{\mathbf{v}}_i = \mathbf{f}_i^{\text{el}} + \mathbf{f}_i^{\text{dis}}. \quad (3)$$

Here we are interested in the overdamped limit, $m_i \rightarrow 0$ [7]. In RD it is straightforward to set $m_i = 0$, in which case the equation of motion becomes simply $\mathbf{v}_i = \mathbf{v}_R(\mathbf{r}_i) + \mathbf{f}_i^{\text{el}}/k_d$; we call this limit RD₀. In CD, because the dissipation couples velocities one to another, setting $m_i = 0$ effectively requires inverting the matrix of contacts to rewrite the equation of motion in a form suitable for numerical integration. Instead of that numerically difficult procedure, our approach here is to simulate particles with a finite mass, and verify that the mass is small enough for the system to be in the overdamped $m_i \rightarrow 0$ limit; we call this limit CD₀. For our simulations we use units in which $k_e = k_d = 1$, length is in units such that $d_s = 1$, time in units of $\tau_0 \equiv k_d d_s^2 / k_e = 1$, and particles of equal mass density, such that m_i for a particle of diameter d_i is $m_i = 2m\pi d_i^2/4$, with $m = 1$. For RD₀ our simulations use $N = 65536$ particles, while for CD₀ we use $N = 262144$, unless otherwise noted. For RD₀ our slowest strain rate is $\dot{\gamma} = 10^{-9}$, while for CD₀ we can reach only $\dot{\gamma} = 10^{-7}$.

Velocity Correlation: In RD₀ the transverse velocity correlation $g_y(x) \equiv \langle v_y(0)v_y(x) \rangle$ shows a clear minimum at a distance $x = \ell$; the length ℓ diverges as one approaches the critical point ($\phi_J, \dot{\gamma} \rightarrow 0$). In Ref. [4] ℓ was interpreted as the diverging correlation length ξ . In CD₀

however, it was found [5] that $g_y(x)$ decreases monotonically without any obvious strong dependence on either ϕ or $\dot{\gamma}$. This led Tighe et al. to conclude that there is no diverging length ξ in model CD₀, that the only macroscopic length scale is the system length L , and thus there are no critical fluctuations.

Here we consider the Fourier transformed correlation $g_y(k_x) = \int dx g_y(x)$, which we show in Figs. 1(a) and 1(b) for RD₀ and CD₀ respectively at packing fraction $\phi = 0.8433$, which is the jamming ϕ_J for RD₀; as we argue below it is also ϕ_J for CD₀. For RD₀ we see a maximum in $g_y(k_x)$ at a k_x^* that decreases for decreasing $\dot{\gamma}$; $\ell \sim 1/k_x^*$ gives the corresponding minimum of the real-space correlation. For CD₀ however, we see an algebraic divergence $\sim k_x^{-1.3}$ as $k_x \rightarrow 0$. This dramatic difference in behavior is easily understood. For CD₀, since the dissipation depends only on velocity differences, uniform translation of a large cluster of particles with respect to the ensemble average flow has little cost, thus enabling long wavelength fluctuations. For RD₀ the dissipation is with respect to a fixed background, so uniform translation of a large cluster causes dissipation that scales with the cluster size; long wavelength fluctuations are suppressed. While $g_y(x)$ in CD₀ thus does not yield any obvious diverging length scale, the non-trivial divergence $g_y(k_x) \sim k_x^{-1.3}$ in CD₀ close to the jamming point is still, we believe, a signature of critical fluctuations.

Finite-size dependence of pressure: To find explicit evidence for a diverging length scale ξ in both models we now consider the finite-size dependence of pressure p . We consider here only the elastic part of p which is computed from the elastic contact forces in the usual way[3]. If jamming behaves like a critical point, we expect p to obey finite-size scaling at large system lengths L [11],

$$p(\phi, \dot{\gamma}, L) = L^{-y/\nu} \mathcal{P}((\phi - \phi_J)L^{1/\nu}, \dot{\gamma}L^z). \quad (4)$$

Exactly at $\phi = \phi_J$ the above becomes[12]

$$p(\phi_J, \dot{\gamma}, L) = L^{-y/\nu} \mathcal{P}(0, \dot{\gamma}L^z). \quad (5)$$

For sufficiently small L , where $\dot{\gamma}L^z \ll 1$, we get $p \sim L^{-y/\nu}$. For sufficiently large L , where $\dot{\gamma}L^z \gg 1$, p must become independent of L and so $p \sim \dot{\gamma}^{y/z\nu}$. The crossover occurs when $L = \xi$ at $\dot{\gamma}L^z \approx 1 \Rightarrow \xi \sim 1/\dot{\gamma}^{1/z}$, giving a diverging correlation length as $\dot{\gamma} \rightarrow 0$.

In Figs. 2(a), (b) we plot p vs. L for RD₀ and CD₀ respectively, at $\phi = 0.8433 \approx \phi_J$ for several different $\dot{\gamma}$. In both models we see the behavior described above: a power-law decrease of p at small L that plateaus to a constant as L increases. The crossover between these two behaviors occurs at $L = \xi$, which is easily estimated from the plots. We see that the $\xi(\dot{\gamma})$ are nearly equal in both models RD₀ and CD₀ and that ξ steadily increases as $\dot{\gamma} \rightarrow 0$. Ideally we would like to examine the critical behavior by making a scaling collapse to the form of Eq. (5). However we find that corrections to scaling

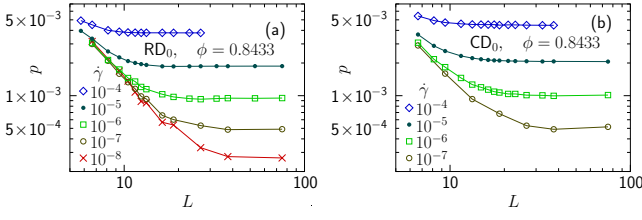


FIG. 2. Finite size effects for pressure p in (a) model RD_0 and (b) model CD_0 . The crossover length from power law behavior at small L to a constant at large L determines the correlation length $\xi(\dot{\gamma})$. We see that $\xi(\dot{\gamma})$ is roughly the same in both models and grows steadily as $\dot{\gamma} \rightarrow 0$. As L varies, the number of particles varies from $N = 24$ to 4096.

at the smaller sizes L , such as have been discussed previously in Ref. [13], make such a procedure too difficult to provide an accurate determination of the critical exponents. Nevertheless, our results in Figs. 2(a), (b) still give clear and explicit evidence for a diverging ξ in both models as $\dot{\gamma} \rightarrow 0$ and the jamming point is approached.

Pressure analog of viscosity: We now seek to compute the critical exponents of the two models RD_0 and CD_0 , to see if they are indeed in the same universality class. To do this we consider data at various packing fractions ϕ and strain rates $\dot{\gamma}$ close to the jamming transition. We use system sizes large enough ($N = 65536$ for RD_0 and $N = 262144$ for CD_0), such that finite size effects are negligible for the data presented here. As in our recent work on RD_0 [11], we consider here the pressure analog of viscosity $\eta_p \equiv p/\dot{\gamma}$, since corrections to scaling are smaller for p than for shear stress σ [11].

To extract the jamming fraction ϕ_J and the critical exponents we use a mapping from our system of soft-core disks to an effective system of hard-core disks. We have previously shown [14] this approach to give excellent agreement with results from a more detailed two variable critical scaling analysis [11] for RD_0 . We use it here because it requires no parameterization of an unknown crossover scaling function and so is better suited particularly to CD_0 where the range of our data is more limited ($10^{-7} \leq \dot{\gamma}$) as compared to RD_0 ($10^{-9} \leq \dot{\gamma}$).

This method assumes that the soft-core disks at ϕ and $\dot{\gamma}$ can be described as effective hard-core disks at $\phi_{\text{eff}}(\dot{\gamma})$, by modeling overlaps as an effective reduction in particle radius [14]. Measuring the overlap via the average energy per particle E , we take

$$\phi_{\text{eff}} = \phi - cE^{1/2y}, \quad (6)$$

where y is the exponent with which the pressure rises as ϕ increases above ϕ_J along the yield stress curve $\dot{\gamma} \rightarrow 0$, as in Eq. (4), and c is a constant. We can then express the viscosity of this effective hard-core system as,

$$\eta_p(\phi, \dot{\gamma}) = \eta_p^{\text{hd}}(\phi_{\text{eff}}) = A(\phi_J - \phi_{\text{eff}})^{-\beta}. \quad (7)$$

Our analysis then consists of adjusting ϕ_J , the exponents

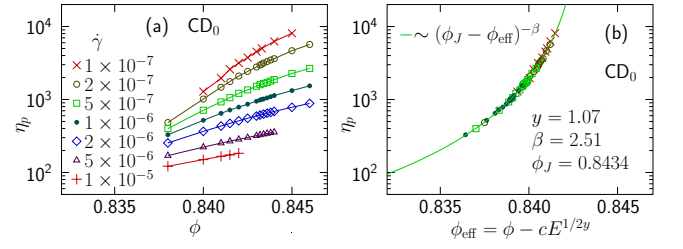


FIG. 3. Pressure analog of viscosity $\eta_p \equiv p/\dot{\gamma}$ for model CD_0 . Panel (a) shows the raw data for $\dot{\gamma} = 10^{-7}$ through 10^{-5} in a narrow interval of ϕ about ϕ_J . Solid lines interpolate between the data points. Panel (b) shows our scaling collapse of η_p vs. ϕ_{eff} , with ϕ_J , β and the parameters in Eqs. (6) and (7) determined from the analysis of data with $\dot{\gamma} \leq 10^{-6}$. The solid line is the fitted power law scaling function.

y and β , and the constants c and A in Eqs. (6) and (7), to get the best possible fit to our data.

In Fig. 3 we show the results of such an analysis for CD_0 . Panel (a) shows our raw data for η_p vs. ϕ , for several different $\dot{\gamma}$, in the narrow density interval around ϕ_J that is used for the analysis. Panel (b) shows the result from fitting η_p for $\dot{\gamma} \leq 10^{-6}$ to Eq. (7). Our fitted values $\phi_J = 0.8434$, $\beta = 2.5 \pm 0.2$, $y = 1.07 \pm 0.05$ for CD_0 are all very close to our earlier results for RD_0 ($\phi_J = 0.8433$, $\beta = 2.58 \pm 0.10$, $y = 1.09 \pm 0.01$) [14] thus suggesting that the critical behavior in CD_0 is the same as in RD_0 .

In quoting the fitted values of ϕ_J , β and y we note that our results for RD_0 include data to much lower strain rates $10^{-9} \leq \dot{\gamma}$ as compared to CD_0 where $10^{-7} \leq \dot{\gamma}$. For a more accurate comparison of the two models, we should fit our data over the same range of strain rates $\dot{\gamma}$. We therefore carry out a fitting to Eqs. (6) and (7) using data in the interval $\dot{\gamma}_{\text{min}} \leq \dot{\gamma} \leq \dot{\gamma}_{\text{max}}$. In Fig. 4 we show our results for ϕ_J and β , where we plot the fitted values vs. $\dot{\gamma}_{\text{min}}$ for two different fixed values of $\dot{\gamma}_{\text{max}} = 1 \times 10^{-6}$ and 2×10^{-6} . For RD_0 we can extend this procedure down to $\dot{\gamma}_{\text{min}} = 10^{-9}$, while for CD_0 we are limited to $\dot{\gamma}_{\text{min}} = 10^{-7}$. We see that for equivalent ranges of $\dot{\gamma}$, the fitted values of β agree nicely for the two models, for the smaller value of $\dot{\gamma}_{\text{max}}$. We see that ϕ_J for CD_0 is just slightly higher than for RD_0 . We cannot say whether this is a systematically significant difference, or whether ϕ_J would decrease slightly to match the value found for RD_0 were we able to study CD_0 down to comparably small $\dot{\gamma}$. Whether or not the ϕ_J of the two models are equal, or just slightly different, the equality of the exponents β strongly argues that models RD_0 and CD_0 are in the same critical universality class.

To return to the results of Tighe et al. [5], we note that their value $\phi_J = 0.8423$ for CD_0 is clearly different from our above value of 0.8434. We believe that this difference is due to two main effects: (i) their data is restricted to $10^{-5} \leq \dot{\gamma}$ and so does not probe as close to the critical point as we do here, and (ii) their analysis was based on

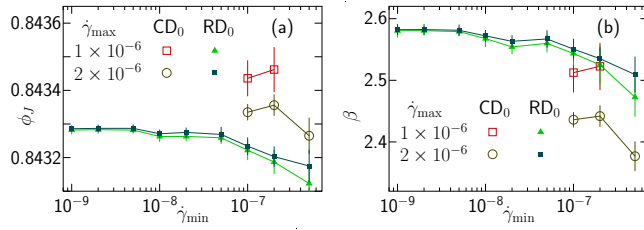


FIG. 4. Comparison of critical parameters in models RD_0 and CD_0 for similar ranges of strain rate $\dot{\gamma}$. Panel (a) shows the jamming packing fraction ϕ_J and panel (b) the viscosity exponent β , that result from fits of our data to Eqs. (6) and (7), for different ranges of $\dot{\gamma}_{\min} \leq \dot{\gamma} \leq \dot{\gamma}_{\max}$ and $0.838 \leq \phi \leq 0.846$. The error bars in the figure represent only the statistical errors from the fitting procedure; quoted errors in the text include rough estimates of systematic errors, such as arise when varying the window in ϕ of the data utilized in the fit. We plot results vs. varying $\dot{\gamma}_{\min}$ for two different fixed values of $\dot{\gamma}_{\max} = 1 \times 10^{-6}$ and 2×10^{-6} . The solid symbols are results for RD_0 and the open circles are for CD_0 . For RD_0 we have data down to $\dot{\gamma}_{\min} = 10^{-9}$, however for CD_0 our data goes down to only $\dot{\gamma}_{\min} = 10^{-7}$.

the scaling of shear viscosity $\eta \equiv \sigma/\dot{\gamma}$ rather than the pressure viscosity η_p . As we have noted previously [11] corrections to scaling for σ are significantly larger than they are for p , and without taking these corrections into account, one generally finds a lower value for ϕ_J , such as was also found in the original scaling analysis of RD_0 [4]. Their lower value of ϕ_J , and their higher window of strain rates $\dot{\gamma}$, we believe are also responsible for the different value they find for the exponent describing non-linear rheology exactly at ϕ_J , $\sigma \sim p \sim \dot{\gamma}^q$; they claim $q = 1/2$ whereas our present result finds a clearly different value $q = y/(\beta + y) \approx 0.30$ [14].

Finally, we wish to verify that the mass parameter $m = 1$, which we use in model CD, is indeed sufficiently small so as to put our results in the overdamped $m \rightarrow 0$ limit corresponding to model CD_0 , for the range of parameters studied here. In Fig. 5(a) we show results for the elastic part of the pressure p vs $\dot{\gamma}$ for model CD, with $N = 262144$ particles, at three different packing fractions: $\phi = 0.80$, $\phi = 0.8433 \approx \phi_J$, and $\phi = 0.85$. We compare results for two different mass parameters, $m = 1$ and $m = 10$. We see that the results agree perfectly for small $\dot{\gamma}$; significant differences are only found for $\dot{\gamma} \geq 10^{-3}$ which is higher than the largest shear rate used in the analyses above. In Fig. 5(b) we similarly compare results for model CD with $m = 1$ with explicit results for model CD_0 , as obtained from simulations using the more costly matrix inversion dynamics for $m = 0$. In this case we are restricted to $N = 1024$ particles because our algorithm for CD_0 scales as N^2 . We see that in all cases there is no observed difference between the two models. Thus we conclude that our results from CD with $m = 1$ are indeed in the overdamped $m \rightarrow 0$ limit.

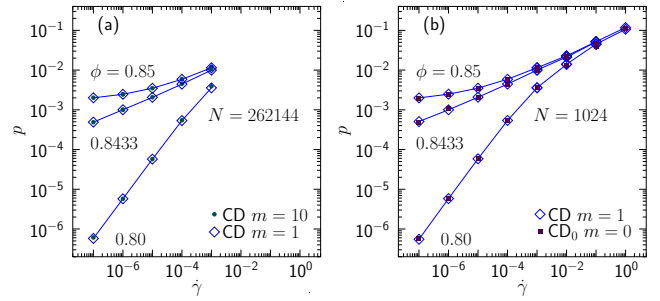


FIG. 5. Pressure p vs. shear strain rate $\dot{\gamma}$ at packing fractions $\phi = 0.80, 0.8433, 0.85$ for: (a) model CD with $m = 1$ and $m = 10$ for $N = 262144$ particles, and (b) model CD with $m = 1$ and model CD_0 with $m = 0$ for $N = 1024$ particles.

To conclude, we have examined the issue of the universality of the jamming transition for overdamped shear-driven frictionless soft-core disks in 2D. We have considered two different dissipative models that have been widely used in the literature: the collisional Durian bubble model CD_0 and its mean field approximation RD_0 . Contrary to previous claims [5] we find clear evidence that CD_0 does exhibit a correlation length ξ that diverges as the jamming critical point is approached. We further provide strong evidence that CD_0 and RD_0 are in fact in the same universality class with the same critical exponents.

We thank A. J. Liu, B. Tighe and M. van Hecke for helpful discussions. This work was supported by NSF Grant No. DMR-1205800 and the Swedish Research Council Grant No. 2010-3725. Simulations were performed on resources provided by the Swedish National Infrastructure for Computing (SNIC) at PDC and HPC2N.

-
- [1] A. J. Liu and S. R. Nagel, *Nature (London)* **396**, 21 (1998)
 - [2] A. J. Liu, S. R. Nagel, W. van Saarloos and M. Wyart, in *Dynamical Heterogeneities in Glasses, Colloids, and Granular Media*, L. Berthier, G. Biroli, J.-P. Bouchaud, L. Cipeletti and W. van Saarloos eds. (Oxford University Press, 2010).
 - [3] C. S. O'Hern, L. E. Silbert, A. J. Liu, and S. R. Nagel, *Phys. Rev. E* **68**, 011306 (2003)
 - [4] P. Olsson and S. Teitel, *Phys. Rev. Lett.* **99**, 178001 (2007)
 - [5] B. P. Tighe, E. Woldhuis, J. J. C. Remmers, W. van Saarloos, and M. van Hecke, *Phys. Rev. Lett.* **105**, 088303 (2010)
 - [6] D. J. Evans and G. P. Morriss, *Statistical Mechanics of Nonequilibrium Liquids* (Academic Press, London, 1990)
 - [7] D. J. Durian, *Phys. Rev. Lett.* **75**, 4780 (Dec 1995)
 - [8] S. Tewari, D. Schiemann, D. J. Durian, C. M. Knobler, S. A. Langer, and A. J. Liu, *Phys. Rev. E* **60**, 4385 (1999)
 - [9] B. Andreotti, J.-L. Barrat, and C. Heussinger, *Phys. Rev. Lett.* **109**, 105901 (2012)

- [10] E. Lerner, G. Düring, and M. Wyart, PNAS **109**, 4798 (2012)
- [11] P. Olsson and S. Teitel, Phys. Rev. E **83**, 030302(R) (2011)
- [12] T. Hatano, Journal of Physics: Conference Series **319**, 012011 (2011)
- [13] D. Vågberg, D. Valdez-Balderas, M. Moore, P. Olsson, and S. Teitel, Phys. Rev. E **83**, 030303(R) (2011)
- [14] P. Olsson and S. Teitel, Phys. Rev. Lett. **109**, 108001 (2012)