

Optimized simulated annealing for Ising spin glasses

S.V. Isakov¹, I.N. Zintchenko, T.F. Rønnow, M. Troyer

Theoretische Physik, ETH Zurich, 8093 Zurich, Switzerland

Abstract

We present several efficient implementations of the simulated annealing algorithm for Ising spin glasses on sparse graphs. In particular, we provide a generic code for any choice of couplings, an optimized code for bipartite graphs, and highly optimized implementations using multi-spin coding for graphs with small maximum degree and discrete couplings with a finite range. The latter codes achieve up to 50 spin flips per nanosecond on modern Intel CPUs. We also compare the performance of the codes to that of the special purpose D-Wave devices built for solving such Ising spin glass problems.

Keywords: spin glasses, optimization, simulated annealing

1. Introduction

First introduced three decades ago [1], simulated annealing is a powerful algorithm commonly used for heuristic optimisation due to its simplicity and effectiveness. Within this approach, variables to be optimized are viewed as the degrees of freedom of a physical system and the cost function of the optimization problem as the energy. One then performs a Monte Carlo simulation of that system, starting at high temperatures and slowly lowering the temperature during the simulation, so that ultimately the configuration of the system ends up in a local minimum. Annealing slow enough and with multiple repetitions, one can hope to find the global minimum.

In this paper we present highly optimized implementations of simulated annealing for the Ising spin glass problem

$$H = \sum_{i<j} J_{ij} s_i s_j + \sum_i h_i s_i \quad (1)$$

where $s_i = \pm 1$. The couplings J_{ij} induce a graph structure with the spins represented as vertices and with edges between all neighbour pairs i and j for which $J_{ij} \neq 0$.

The broad interest in the Ising spin glass comes from the fact that finding the ground state is nondeterministic polynomially (NP) hard [2]. This means that many other interesting problems, including constraint satisfaction and the traveling salesman problem, can be mapped to such Ising spin glasses in polynomial time.

The complexity of solving this problem is also the motivation behind special purpose devices built by the company D-Wave systems, which can to date solve Ising spin glass problems with up to $N = 512$ spins on the so-called “chimera graph” (discussed in [Appendix A](#)). The existence of these devices has triggered increased efforts into effectively mapping non-linear combinatorial optimization problems from application domains, such as image recognition, to Ising spin glass problems [3, 4]. A recent study [5] has compared the performance of a D-Wave device against three

¹Current address: Google, Brandschenkestrasse 110, 8002 Zurich, Switzerland

general purpose classical optimization algorithms and concluded that the D-Wave device tested was 3600 times faster than the fastest of these codes. In their conclusions, the authors qualify their result with the statement “It would of course be interesting to see if highly tuned implementations of simulated annealing could compete”. The optimized simulated annealing codes for Ising spin glasses presented in this publication can also be applied to the chimera graph of the D-Wave devices and provide such competitive highly tuned implementations.

2. Optimizations

Simulated annealing is simple and can be implemented in a short time for the Ising spin glass. However, a range of optimizations can improve its performance by orders of magnitude. In this work we discuss many of these optimizations and present efficient implementations for modern CPUs in a freely available software package.

2.1. Forward computation of ΔE

Performing simulated annealing using the Metropolis algorithm requires calculating the acceptance ratio $\exp(-\beta\Delta E_i)$, where β is the inverse temperature and ΔE_i the energy change upon flipping the i ’th spin. The value of ΔE_i is typically computed by traversing the neighbours of spin i and takes up most of the time required for each spin update. However, as for typical annealing schedules the average acceptance rate is only around 15%, it is much more efficient to calculate and store ΔE_i for every spin and only update this value if spin i , or one of its neighbours, is flipped. This way the number of operations if a spin-flip is accepted is the same with an additional array access. On the other hand, if a flip is not accepted, ΔE_i does not have to be computed, but simply retrieved from an array.

2.2. Fixed loop lengths and unrolling

One has to loop over neighbors to compute the energy change ΔE_i when flipping the i -th spin. This loop can be optimized using fixed loop lengths by specifying the maximum number of neighbors at compile time. In this case, the compiler can unroll the loop more efficiently. This approach is advantageous when the distribution of the number of neighbors is narrow. For instance, for perfect chimera graphs with five and six neighbors (there might be a few sites with four neighbors in depleted graphs) the code with fixed loop length is 20% faster. However, using the fixed loop length codes might be disadvantageous when the distribution of the number of neighbors is wide, say, for graphs with the majority of sites having three neighbors and a few sites having ten neighbors.

2.3. Fast random number generators

For a simple model, like the Ising model, generation of random numbers can take up a substantial fraction of the computational effort. Unlike simulations aiming at high accuracy results for physical properties, in optimization algorithms such as simulated annealing the quality of the random number generator is not very critical and thus fast generators, such as the linear-congruential, can be used.

2.4. Deterministic traversal over lattice sites

Lattice sites can be picked up for an update sequentially in some specified order instead of picking them up in random order. This approach decreases the amount of generated random numbers and leads to faster codes. Even though the detailed balance condition is violated, it typically yields better success rates.

2.5. Precomputing random numbers

Random numbers can also be reused across multiple repetitions of the annealing, as long as they start from different initial configurations. Furthermore, we can modify the Metropolis acceptance criterion from $\exp(-\beta\Delta E_i) < u$, where $u \in [0, 1)$ is drawn uniformly at random, to a cheaper decision $\Delta E < r$, where $r = -\frac{1}{\beta} \log u$. The values r can then be stored instead of u . For the case of integer couplings we can further optimize by using integer comparison instead of floating point comparisons.

Correlations introduced by reusing random numbers can be significantly reduced with minimal additional effort by cyclically shifting the precomputed array of random numbers for each sweep (a sweep is defined as one attempted update per spin) by a random offset. We observed that the remaining correlations have only a minimal impact on the performance of the simulated annealer.

2.6. Optimizations for bipartite graphs

If the graph is bipartite and all fields $h_i = 0$, the complexity of finding the ground state configuration can be reduced to finding the optimal spin-vector for only one sub-lattice. Lets split the set of spins into two sets A and B such that the spins from one set only couple to spins of the other. Without loss of generality we assume that $N_A \leq N_B$ and sort the spins such that all spins in A come before those in B . We use the notation $\mathbf{s}_A = \{s_1, s_2, \dots, s_{N_A}\}^T$, $\mathbf{s}_B = \{s_{N_A+1}, s_{N_A+2}, \dots, s_N\}^T$ and $\mathbf{s} = \{\mathbf{s}_A, \mathbf{s}_B\}$. The couplings J_{ij} are then in matrix form

$$J = \begin{pmatrix} \mathbf{0} & C^T \\ C & \mathbf{0} \end{pmatrix} \quad (2)$$

where the energy can be calculated as

$$E = \frac{1}{2} \mathbf{s}^T J \mathbf{s} = \frac{1}{2} (\mathbf{s}_A^T C^T \mathbf{s}_B + \mathbf{s}_B^T C \mathbf{s}_A) = \mathbf{s}_B^T C \mathbf{s}_A. \quad (3)$$

which can be minimized by finding the optimum \mathbf{s}_A such that

$$E = \min_{\mathbf{s}_A} \left\{ - \sum_{i=0}^{N_B} \left| \sum_{j=0}^{N_A} C_{ij} s_j \right| \right\} \quad (4)$$

as we can always align the spins in \mathbf{s}_B accordingly. Therefore, we need to simulate and update only $N_A \leq N/2$ spins.

2.7. Multi-spin coding

In contrast to the standard implementations of simulated annealing where one uses an integer to store every spin, higher efficiency can be archived by representing spins by single bits which allows one to update many spins simultaneously. This approach is known as *multi-spin coding*. We here present two different implementations of multi-spin coded simulated annealers. The codes were written for different ranges of couplings and with up to six nearest neighbours, using words of 64 bits to stores 64 spins. Rather than storing spins from a single lattice across a word, as described in [6], we store 64 replicas of the same spin in one word.

2.7.1. Approach one

Multi-spin coded versions of simulated annealing were first suggested in Ref. [7] and later extended in Refs. [8–10]. The implementation presented here is based on the outline found in Ref. [10]. For completeness, we summarize this approach. In a standard Monte Carlo simulation of the Ising model, one selects a random spin and computes the energy ΔE gained by flipping this spin. The move is either accepted or rejected with a probability given by the Boltzmann factor $e^{-\beta \Delta E}$, where β is the inverse temperature. In the approach suggested in Ref. [10], this part of the algorithm is slightly altered. For a finite number of lattice neighbors and integer couplings, the number of all possible values of ΔE is finite and these values can be ordered in descending order $\Delta E \in \{-2E_0, \dots, -2E_n\}$, where E_i are the local energy levels of the spin. Instead of calculating ΔE , one can efficiently calculate the index i of $-2E_i$ for all the 64 spins simultaneously by bitwise summation, i.e. indices are stored in $\lceil \log_2(n) \rceil$ words, where $\lceil \cdot \rceil$ denotes the next largest integer value. The spins which needs to be flipped with probabilities $p_{t,i} = e^{-2\beta E_i}$ can be determined as follows. A uniformly distributed random number $0 \leq u < 1$ is drawn and compared to probabilities $p_{t,i}$ starting at the highest through the lowest level. For each level, the spins which need to be flipped can be computed by performing simple boolean logic on words that represent indices i . As the probabilities $p_{t,i}$ are used often throughout the simulations, these are precomputed when the algorithm is initialized.

Correlations. This approach results in correlations between the replicas because only one random number is used per update for all the 64 replicas in a word. For example, if at any point during the annealing two replicas are in the same state, they will follow the same path, making one of the replicas redundant. In the extreme case of fully correlated replicas, all of them find the same state. Correlations can be measured by computing the correlation ratio

$$C = \frac{V}{S(1-S)}$$

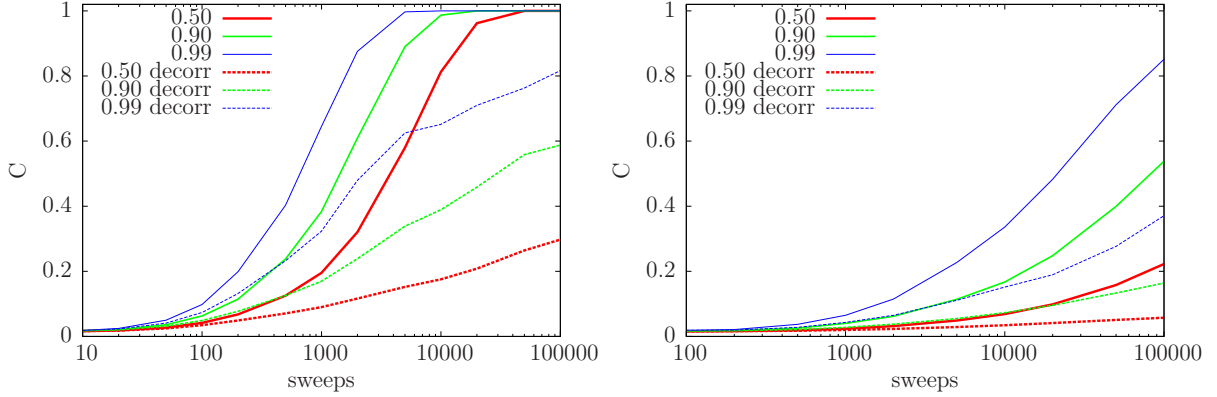


Figure 1. The correlation ratio C as a function of the number of sweeps for instances without fields on depleted chimera graphs with 126 spins in the left panel and 503 spins in the right panel (see [Appendix A](#) for details). The data are presented for the 0.5, 0.9 and 0.99 quantiles. The dotted and solid curves show the correlations introduced by the code with and without applying the decorrelation strategy respectively.

over multiple repetitions of the annealing process, where $S = \sum_i^n s_i$ is the mean success rate, $V = \sum_i^n (s_i - S)^2$ is the variance and s_i is the mean success rate of the i th repetition (each repetition has N replicas). It can be shown that C is close to zero for uncorrelated replicas and $C = 1$ for fully correlated replicas.

In figure 1, we show the correlation ratio C as a function of the number of sweeps for instances on the chimera graph. Correlations increase with the ratio of the number of sweeps to the system size. However, they can be substantially reduced by not flipping one random spin (bit) in each update. The random number that is used to make an update can be reused. As can be seen, our decorrelation strategy reduces the correlations significantly but not fully. It should be emphasised that these correlations are usually irrelevant because strong correlations appear only when the number of sweeps is much larger than the optimal number of sweeps to find the ground state with very high probability, as discussed below.

2.7.2. Approach Two

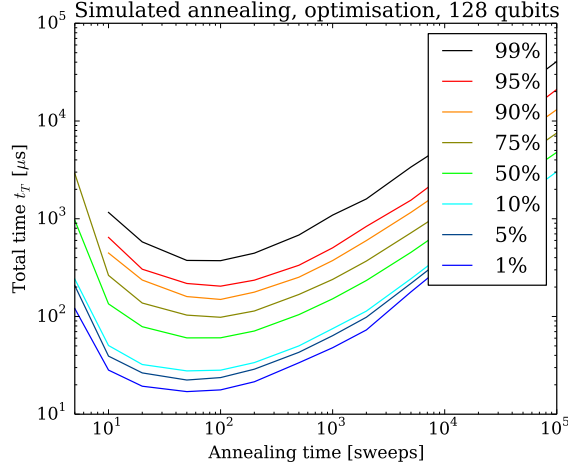
The second approach follows the ordinary algorithm where a spin is picked, its local energy is computed and it is flipped with probability p . However, instead of just flipping one spin, one determines the individual energies of 64 spins simultaneously and computes whether the spins should be flipped from a set of probabilities. The average case complexity of generating N 1-bits with probability p in parallel is $O(\log_2(N) + 2)$ [11]. This way 64 bits are generated in on average 8 iterations. Since we are considering sparse graphs with a limited range, only a limited number of flipping probabilities can be attained by a spin at each time step and this makes the generalisation of the above algorithm to individual flipping probabilities $p^{(1)}, p^{(2)}, \dots, p^{(N)}$ straight forward. While this algorithm is more than a factor of three slower than the one presented in Sec. 2.7.1, correlations are here of the order of the pseudorandom number generator.

3. Optimizing annealing strategies

It is important to optimise both the slope and the length of the annealing schedule.

3.1. Optimizing the schedules

We follow the ideas in Ref. [12]. Based on considerations of keeping the average energy difference between two successive steps k and $k + 1$ below a threshold $\langle E_{k+1} \rangle - \langle E_k \rangle \leq -\lambda \sigma_k$ it can be shown that $\beta_{k+1} = \beta_k + \lambda \sigma_k^{-1}$ where σ_k is the standard deviation of the energy at step k and $\lambda \leq 1$. We optimised the schedule using this approach, but found that the performance was only slightly better than a linear schedule. Much more important is that the starting value of the temperature T is around the same order as the maximal energy required to flip any spin and that the end value is low enough such that the state does not jump out of the final minimum. For bimodal couplings $J_{ij} = \pm 1$, we found

Figure 2. Quantile optimisation for $\pm J$ instances on the chimera graph.

that the inverse temperatures $\beta_s = 0.1$ and $\beta_e = 3$ were good initial and final values up to 512 spin problems, and these values were used for the benchmark runs.

3.2. Optimizing annealing times

As simulated annealing is a heuristic algorithm, one can strive towards maximizing the probability of finding the ground state by either increasing the number of sweeps, increasing the number of repetitions, or both at once. The optimal choice which achieves this goal with minimal total computational effort depends on the the class of problem at hand. Furthermore, for a set of such problems, how should one run the code to lower the computational resources needed for 5% easiest ones? For the 50% easiest? Or for the 99%-easiest? We refer to the various percentages as *quantiles*, and to address these questions, we consider an annealer which is ran using S sweeps with R repetitions. If the probability of finding the ground state for a single repetition is $p(S)$, then the total number of repetitions needed to find the ground state with 99% is

$$R = \left\lceil \frac{\log(0.01)}{\log(1-p)} \right\rceil, \quad (5)$$

where we take the ceiling $\lceil \cdot \rceil$ as the number of repetitions of annealing must be an integer. This gives a total annealing time of

$$t_T = t_a \cdot R. \quad (6)$$

Here t_a is the annealing time for one repetition which is given by $t_a = S \cdot N/f$ (when $S \cdot N$ is large), where S is the number of sweeps performed in the simulation, N is the system size and f is the number of attempted spin updates pr. second. Since $p(t_a)$ is a non-trivial function of t_a , the total time t_T to find the ground state with 99% probability is a non-trivial function of t_a , and therefore one needs to minimize t_T as a function of t_a in order to find the optimal running parameters for the algorithm. As an example here consider 1000 random problems on the chimera graph (Appendix A). We then plot $t_T(t_a)$ in fig. 2. It is evident that the code runs optimally when ran between $t_a = 400 \cdot N/f$ and $t_a = 1000 \cdot N/f$ depending on which quantile the problem belongs to.

We also consider the mean time to find the ground state [5], which is given by

$$t_M = t_a \left\lceil \frac{1}{p} \right\rceil. \quad (7)$$

That is we replaced $\log(0.01)/\log(1-p)$ by $1/p$ in eq. 6. If p is small then the mean time to find the ground state is a time to find the ground state with 63% probability.

Code	Description
<code>an_ms_r1_nf</code>	Multi-spin code for range-1 interactions without magnetic field (approach one).
<code>an_ms_r1_fi</code>	Multi-spin code for range-1 interactions with magnetic field (approach one).
<code>an_ms_r3_nf</code>	Multi-spin code for range-3 interactions without magnetic field (approach one).
<code>an_ms_r1_nf_v0</code>	Multi-spin code for range-1 interactions without magnetic field (approach two).
<code>an_ss_ge_fi</code>	Single-spin code for general interactions with magnetic field (fixed number of neighbors).
<code>an_ss_ge_fi_vdeg</code>	Single-spin code for general interactions with magnetic field (any number of neighbors).
<code>an_ss_ge_nf_bp</code>	Single-spin code for general interactions on bipartite lattices without magnetic field (fixed number of neighbors).
<code>an_ss_ge_nf_bp_vdeg</code>	Single-spin code for general interactions on bipartite lattices without magnetic field (any number of neighbors).
<code>an_ss_rn_fi</code>	Single-spin code for range- n interactions with magnetic field (fixed number of neighbors).
<code>an_ss_rn_fi_vdeg</code>	Single-spin code for range- n interactions with magnetic field (any number of neighbors).

Table 1. A list of simulated annealing codes. These are also targets (executable names) for the Makefile.

4. Simulated annealing codes

We provide a number of simulated annealing codes. The codes are listed in table 1. Most of the multi-spin codes are designed for lattices that have from one to six neighbors at each site and with couplings that can be ± 1 . The codes can be sped up by choosing the required number of neighbors in the `ms_config.h` file. For instance, one can leave just the `#define USE_4_NEIGHB` line and comment out the other five lines for the square lattice.

We have also developed multi-spin codes for other interaction ranges (by range- n we mean integer couplings within a range $[-n, -n + 1, \dots, -1, 1, \dots, n - 1, n]$) and for lattices with larger (fixed) number of neighbors. The programming of higher range codes is rather tedious, so we use a code generator to generate these codes. We include range-3 code for up to six neighbors. The other codes can be obtained from the authors.

There are two sets of single-spin codes. The codes that end with `vdeg` use variable loop lengths over neighbors and designed for any number of neighbors. The other codes use fixed loop lengths and the maximum number of neighbors can be set in the `ss_config.h` file (the default value is six). The latter set of codes can be faster in some circumstances as discussed in subsection 2.2.

4.1. Building the codes

The codes are all stand-alone and can be built using a C++11 conforming compiler as follows: `make target`, where `target` specifies the code to build. All available targets are listed in table 1. To build a multi-threaded version append `_omp` to `target`.

4.2. Running the codes

Either of the previously described algorithms can be ran by using the appropriate executable, see table 1. Every algorithm follows the same command-line interface which allows one to specify the lattice using `-l`, the schedule `-sched`, the number of sweeps `-s` and the number of repetitions `-r`. Because repetitions are independent of each other, the codes can be trivially parallelized. The number of threads to run in parallel can be specified by `-t`. In cases where one uses one of the preprogrammed schedules, `lin` or `exp`, one can also specify the initial inverse temperature β_0 and the final inverse temperature β_1 . In table 2 we summarise the full set of command-line arguments. A custom schedule can be loaded by using `-sched` followed by the name of a text file.

The input lattice files are plain text files with following structure: First line is the name of the lattice, and following $N + M$ lines contain N couplings and M local fields (not ordered). Each line contains three values i , j and c . If $i = j$ the line specifies a local field on site i of size $h_i = c$. Otherwise, the line denotes a coupling between spin i and j of value $J_{ij} = c$.

Sample input and output data are located in the `example` subdirectory of the source code distribution.

Argument flag	Description
-l [instance]	[instance] specifies instance file.
-s [sweeps]	[sweeps] is number of sweeps.
-r [reps]	[reps] is number of repetitions.
-b0 [beta0]	[beta0] is initial inverse temperature. <i>Default value:</i> 0.1.
-b1 [beta1]	[beta1] is final inverse temperature. <i>Default value:</i> 3.0.
-r0 [rep0]	[rep0] is starting repetition. <i>Default value:</i> 0.
-v	if -v is set, timing and some other info is printed. <i>Default value:</i> not set.
-g	if -g is set, only the lowest energy solution is printed. <i>Default value:</i> not set.
-sched [schedule]	[schedule] specifies a schedule. It can either be lin, exp or be a text file on the system which contains an inverse temperature on every line. <i>Default value:</i> lin.
-t [threads]	[threads] is the number of threads to run in parallel. <i>Default value:</i> OMP_NUM_THREADS.

Table 2. Command-line arguments of the provided algorithms.

Code	Sweeps	Repetitions	Init time in ms	Run time in ms	Spin flips per ns
an_ms_r1_nf	2000	7872	0.6	1190	6.65
an_ms_r1_nf_v0	2000	7872	2.9	4172	1.90
an_ss_ge_fi	2000	7858	69.0	26206	0.30
an_ss_ge_nf_bp	1000	2301	19.4	6708	0.09
an_ss_rn_fi	2000	7858	0.7	25590	0.31

Table 3. Time t_T to find the solution with probability 0.99 for the 99% quantile for range-1 random instances without fields on the chimera graph of size 503 using 1 thread.

5. Benchmarking

We benchmark our codes on a 8-core Intel Sandy Bridge Xeon E5-2670 processor with hyperthreading enabled for Ising spin glass instances on the chimera graph. The codes are compiled by the GNU C++ compiler, version 4.7.2. To benchmark the codes, 1000 range-1 random 503-spin instances without fields are generated and annealing times are optimized as described in section 3.2. In multi-spin versions of the code, we run 64 repetitions simultaneously. Thus we have to round the number of repetitions to the nearest largest values that are multiples of 64.

Generically, the multi-threaded version of the multi-spin code shows the best performance when the number of repetitions that is needed to find the ground state is large enough.

Times to find the solution with 99% probability, given by eq. 6, for the 99% quantile, see section 3.2, are reported in tables 3, 4 and 5. Table 4 shows that we can reach 50 spin flips per nanosecond on a single Intel processor using our fast multi-spin and multi-threaded code. For the 99% quantile on a 503-chimera graph, the time to find the solution is less than 153 ms for range-1 instances without random fields and less than 27ms for instances with random fields.

Mean times to find the solution, given by eq. 7, for the 99% quantile are reported in tables 6, 7 and 8. The mean time to find the solution is 8.2 ms and less than 40 ms for instances with and without fields for the fastest code. The time for instances with local random fields can be compared to the mean times to the solution reported for similar benchmarks on smaller problems in reference [5].

6. Acknowledgements

This work was supported by the Swiss National Competence Center in Research on Quantum Science and Technology NCCR-QSIT and by the European Research Council through the ERC grant SIMCOFE. We acknowledge discussions with I. Pizorn, L. Gamper and C. McGeoch. M.T. acknowledges hospitality of the Aspen Center for Physics, supported by NSF grant PHY-1066293.

Code	Sweeps	Repetitions	Init time in ms	Run time in ms	Spin flips per ns
an_ms_r1_nf	2000	7872	0.7	151.7	52.2
an_ms_r1_nf_v0	2000	7872	139	491.1	16.1
an_ss_ge_fi	2000	7858	222	3261	2.42
an_ss_ge_nf_bp	1000	2301	58.0	876.6	0.66
an_ss_rn_fi	2000	7858	0.8	3177	2.49

Table 4. Time t_T to find the solution with probability 0.99 for the 99% quantile for range-1 random instances without fields on the chimera graph of size 503 using 16 threads.

Code	Sweeps	Repetitions	Init time in ms	Run time in ms	Spin flips per ns
an_ms_r1_fi	1000	1792	0.8	25.4	35.5
an_ss_ge_fi	1000	1732	112	340.0	2.56
an_ss_rn_fi	1000	1732	0.8	335.6	2.59

Table 5. Time t_T to find the solution with probability 0.99 for the 99% quantile for range-1 random instances with fields on the chimera graph of size 503 using 16 threads.

Code	Sweeps	Repetitions	Init time in ms	Run time in ms	Spin flips per ns
an_ms_r1_nf	2000	1728	0.6	261.2	6.65
an_ms_r1_nf_v0	2000	1728	2.9	916.0	1.90
an_ss_ge_fi	2000	1667	68.7	5556	0.30
an_ss_ge_nf_bp	500	1000	10.8	1469	0.09
an_ss_rn_fi	2000	1667	0.7	5431	0.31


Table 6. Mean time t_M to the solution for the 99% quantile for range-1 random instances without fields on the chimera graph of size 503 using 1 thread.

Code	Sweeps	Repetitions	Init time in ms	Run time in ms	Spin flips per ns
an_ms_r1_nf	2000	1728	0.7	38.4	45.2
an_ms_r1_nf_v0	2000	1728	139	122.9	14.1
an_ss_ge_fi	2000	1667	224	696.8	2.40
an_ss_ge_nf_bp	500	1000	30.0	189.8	0.66
an_ss_rn_fi	2000	1667	0.8	678.9	2.47

Table 7. Mean time t_M to the solution for the 99% quantile for range-1 random instances without fields on the chimera graph of size 503 using 16 threads.

Code	Sweeps	Repetitions	Init time in ms	Run time in ms	Spin flips per ns
an_ms_r1_fi	2000	384	0.7	7.5	25.7
an_ss_ge_fi	2000	377	111	75.4	2.51
an_ss_rn_fi	2000	377	0.8	74.5	2.54

Table 8. Mean time t_M to the solution for the 99% quantile for range-1 random instances with fields on the chimera graph of size 503 using 16 threads.

Figure A.3. 4×4 $K_{4,4}$ chimera graph having a total of 128 vertices.

Appendix A. The chimera graph

Chimera graphs are lattices with bipartite fully connected unit cells consisting of $2c$ vertices (denoted by $K_{c,c}$) distributed on a $L \times L$ grid - see figure A.3. D-Wave Two implements a transverse field Ising model on an 8×8 $K_{4,4}$ graph where every node represents a spin and every edge represents a coupling. We have used this graph for benchmarking our codes. In order to allow direct comparisons to an actual D-Wave device we use chimera graphs with missing vertices (due to fabrication issues) as on the D-Wave Two device located at the University of Southern California. Example input files using the specific 126 and 503 spin graphs used here are included in the software package.

References

- [1] S. Kirkpatrick, C. D. Gelatt, M. P. Vecchi, [Optimization by simulated annealing](#), Science 220 (4598) (1983) 671–680. [arXiv:http://www.sciencemag.org/content/220/4598/671.full.pdf](#), doi:10.1126/science.220.4598.671. URL [http://www.sciencemag.org/content/220/4598/671.abstract](#)
- [2] F. Barahona, [On the computational complexity of Ising spin glass models](#), Journal of Physics A: Mathematical and General 15 (10) (1982) 3241. URL [http://stacks.iop.org/0305-4470/15/i=10/a=028](#)
- [3] H. Neven, G. Rose, W. G. Macready, [Image recognition with an adiabatic quantum computer i. mapping to quadratic unconstrained binary optimization \(2008\)](#). [arXiv:arXiv:0804.4457](#).
- [4] V. S. Denchev, N. Ding, S. V. N. Vishwanathan, H. Neven, [Robust classification with adiabatic quantum optimization \(2012\)](#). [arXiv:arXiv:1205.1148](#).
- [5] C. C. McGeoch, C. Wang, [Experimental evaluation of an adiabatic quantum system for combinatorial optimization](#), in: Proceedings of the 2013 ACM Conference on Computing Frontiers, 2013.
- [6] B. Block, P. Virnau, T. Preis, [Multi-gpu accelerated multi-spin monte carlo simulations of the 2d ising model](#), Computer Physics Communications 181 (9) (2010) 1549 – 1556. doi:[http://dx.doi.org/10.1016/j.cpc.2010.05.005](#).
- [7] G. Bhanot, D. Duke, R. Salvador, [A fast algorithm for the cyber 205 to simulate the 3d ising model](#), Journal of Statistical Physics 44 (5-6) (1986) 985–1002. doi:10.1007/BF01011918. URL [http://dx.doi.org/10.1007/BF01011918](#)
- [8] N. Ito, Y. Kanada, [Monte carlo simulation of the ising model and random number generation on the vector processor \(1990\)](#) 753–763doi: 10.1109/SUPERC.1990.130097.
- [9] H. Rieger, [Fast vectorized algorithm for the monte carlo simulation of the random field ising model](#), Journal of Statistical Physics 70 (3-4) (1993) 1063–1073. doi:10.1007/BF01053609. URL [http://dx.doi.org/10.1007/BF01053609](#)

- [10] H.-O. Heuer, [A fast vectorized fortran 77 program for the monte carlo simulation of the three-dimensional ising system](#), Computer Physics Communications 59 (2) (1990) 387 – 398. doi:[http://dx.doi.org/10.1016/0010-4655\(90\)90186-5](http://dx.doi.org/10.1016/0010-4655(90)90186-5).
URL <http://www.sciencedirect.com/science/article/pii/0010465590901865>
- [11] L. Pierre, T. Giamarchi, H. J. Schulz, [A new random-number generator for multispin monte carlo algorithms](#), Journal of Statistical Physics 48 (1987) 135–149, 10.1007/BF01010404.
URL <http://dx.doi.org/10.1007/BF01010404>
- [12] T. Fischer, H. Lüthi, W. Petersen, [A New Optimization Technique for Artificial Neural Networks Used in Prediction of Force Constants of Large Molecules](#), IPS research report, IPS, Interdisciplinary Project Center for Supercomputing, ETH-Zentrum, 1994.
URL <http://books.google.ch/books?id=d-onPwAACAAJ>