

Onset of Synchronization in the Disordered Hamiltonian Mean Field Model

Juan G. Restrepo* and James D. Meiss†

Department of Applied Mathematics, University of Colorado at Boulder, Boulder, Colorado 80309, USA

(Dated: January 27, 2023)

We study the Hamiltonian Mean Field (HMF) model of coupled Hamiltonian rotors with a heterogeneous distribution of moments of inertia and coupling strengths. We show that when the parameters of the rotors are heterogeneous, finite size fluctuations can greatly modify the coupling strength at which the incoherent state loses stability by inducing correlations between the momenta and parameters of the rotors. When the distribution of initial frequencies of the oscillators is sufficiently narrow, an analytical expression for the modification in critical coupling strength is obtained that confirms numerical simulations. We find that heterogeneity in the moments of inertia tends to stabilize the incoherent state, while heterogeneity in the coupling strengths tends to destabilize the incoherent state. Numerical simulations show that these effects disappear for a wide, bimodal frequency distribution.

PACS numbers: 05.45.-a, 05.45.Xt, 05.70.Ln, 05.90.+m

Hamiltonian systems with long range interactions appear in many areas of physics, including systems with gravitational or Coulomb interactions [1, 2], the motion of point vortices in fluids [3, 4], plasma physics [5–7], and free-electron lasers [8, 9]. In order to study the generic properties of emergent collective behavior in these systems, Ref. [10] introduced the Hamiltonian Mean Field (HMF) model. In this model, N inertial rotors described by their conjugate phase, θ_n , and angular momentum, p_n , variables interact under the Hamiltonian

$$H = \sum_{n=1}^N \frac{p_n^2}{2I_n} - \frac{1}{2} \frac{K}{N} \sum_{n,m=1}^N a_n a_m \cos(\theta_m - \theta_n), \quad (1)$$

where the n^{th} rotor has moment of inertia I_n and coupling constant a_n . One can also view (1) as describing an interacting set of particles on a periodic domain (the circle) with *masses* I_n , and *momenta* p_n , that are coupled through *charges* a_n . The HMF model has been the focus of much attention since its introduction [11–15]; it exhibits complex dynamics including phase transitions [10], long-lived non-equilibrium states [12], and anomalous relaxation properties in the thermodynamic limit [16].

Despite this extensive research, previous studies (with the exception of [1, 17]) have assumed that the rotors have identical moments of inertia and that they are equally coupled to all other rotors; i.e., $I_n = a_n = 1$. Disorder in these parameters can be of interest, for example, for rotors of different masses or lengths (variable I_n) and for interactions due to gravity (mass $a_n \propto I_n$) or Coulomb forces (charge $\propto a_n$). In this paper, we study the disordered HMF model where I_n and a_n are chosen from a distribution, $h(I, a)$. We will assume that h vanishes when I or a is negative; the case that $a > 0$ can also be thought of as *ferromagnetic*. Without loss of generality, we will assume the mean coupling strength is one: $\langle a \rangle = 1$, where $\langle \cdot \rangle$ denotes an average over the distribution h . We will show that even a small heterogeneity in the distribution of these parameters can drastically affect

the onset of synchronization.

The canonical equations corresponding to (1) can be written

$$(\dot{\theta}_n, \dot{p}_n) = \left(\frac{p_n}{I_n}, -\frac{K a_n}{N} R \sin(\theta_n - \psi) \right) \quad (2)$$

where the complex order parameter is defined as

$$R e^{i\psi} \equiv \frac{1}{N} \sum_{n=1}^N a_n e^{i\theta_n}; \quad (3)$$

analogous to that used in the study of the Kuramoto model [10, 18].

In the continuum limit, $N \rightarrow \infty$, this system can be formulated in terms of the density $\rho(\theta, p; I, a, t)$ of rotors with phase θ , momentum p , mass I , and charge a at time t . In this limit, the order parameter becomes

$$R e^{i\psi} = \int_0^\infty \int_0^\infty \int_{-\infty}^\infty \int_0^{2\pi} a e^{i\theta} \rho(\theta, p; I, a, t) d\theta dp dI da.$$

The evolution of the density is given by the continuity equation (in this context often referred to as a Vlasov equation [11, 19])

$$\frac{\partial \rho}{\partial t} + \frac{p}{I} \frac{\partial \rho}{\partial \theta} - a K R \sin(\theta - \psi) \frac{\partial \rho}{\partial p} = 0. \quad (4)$$

This equation admits *incoherent* equilibria corresponding to densities of the form $\rho = G(p; I, a)/(2\pi)$, for which $R = 0$. Since the masses and charges do not evolve in time, it is convenient isolate their distribution, $h(I, a)$, and rewrite $G(p; I, a) = g_{I,a}(p)h(I, a)$; thus $g_{I,a}(p)$ is the distribution of momenta conditioned on I and a .

A linear stability analysis of the incoherent solution, analogous to that in [20–22], implies the existence of a critical coupling strength K_c and critical frequency ω for

the onset of instability determined from the solution of

$$\begin{aligned} 1 &= -\frac{K_c}{2} \int_0^\infty \int_0^\infty a^2 I h(I, a) \oint_{-\infty}^\infty \frac{g'_{I,a}(p)}{p - I\omega} dp dI da, \\ 0 &= \int_0^\infty \int_0^\infty a^2 I h(I, a) g'_{I,a}(I\omega) dI da, \end{aligned} \quad (5)$$

where $g'_{I,a}(p) = \partial g_{I,a}(p)/\partial p$ and \oint denotes the principal value of the integral. From this analysis, one would expect that if the initial density G is known and K is increased adiabatically, the rotors would remain incoherent for $K \leq K_c$ (i.e., $R \approx 0$), and that the incoherent state would lose its stability for $K > K_c$ (i.e., R becomes nonzero). By contrast, numerical simulations with the simple incoherent initial distribution $\rho(\theta, p; I, a, 0) = g_0(p)h(I, a)/(2\pi)$, for which g_0 is independent of the parameters, show that this state may remain stable for values of K much larger than the predicted K_c (e.g., as we will show later, for a narrow distribution of masses with a relative width ~ 0.1 , the system can remain stable up to $K \sim 10K_c$). Our goal is to understand this modification to the onset of instability. We will obtain analytical results under the assumption that the distribution of effective frequencies $\tilde{\theta} = p/I$ [cf. (2)] has a “small enough” width around its mean. Simulations will show what happens when this assumption is violated.

To begin, we note that the linear stability analysis that leads to the dispersion relation (5) shows also that perturbations to the density that are independent of θ are marginally stable. In the classical analysis of Strogatz and Mirollo for the Kuramoto model, these perturbations are forbidden in order to conserve the number of oscillators [20]. In our case, however, any perturbation to an incoherent density $\rho \rightarrow G(p; I, a)/(2\pi) + \eta(p; I, a)$ with zero average is allowed and undamped. Such fluctuations should be expected in the simulations for finitely many oscillators, and these may modify the onset of instability predicted from (5).

To quantify this we assume that, instead of being zero, the magnitude of the order parameter (3) fluctuates around some small value \bar{R} , i.e., $R = \bar{R} + \xi_R$ for small fluctuations ξ_R (Ref. [23] shows that $R \sim N^{-1/2}$ for the Kuramoto model, and numerical simulations [15] have shown that the same scaling occurs in the HMF model). Moreover, we assume that $\psi = \Omega t + \int \xi_\psi dt$, where Ω is a coherent frequency that will be determined self-consistently and ξ_ψ also represents small fluctuations. The existence of a dominant frequency Ω should be reasonable if the initial distribution of frequencies is narrow enough. Defining $\tilde{\theta}_n = \theta_n - \psi$ and $\tilde{p}_n = p_n - I_n\Omega$, (2) becomes

$$\dot{\tilde{\theta}}_n = \frac{\tilde{p}_n}{I_n} - \xi_\psi, \quad \dot{\tilde{p}}_n = -K a_n \bar{R} \sin(\tilde{\theta}_n) - K a_n \xi_R \sin(\tilde{\theta}_n).$$

In the absence of the fluctuating terms, each rotor is decoupled and has constant energy $\bar{E}_n = \tilde{p}_n^2/(2I_n) -$

$K a_n \bar{R} \cos(\tilde{\theta}_n)$. We treat the terms ξ_ψ and $K a_n \xi_R \sin(\tilde{\theta}_n)$ as random perturbations to the Hamiltonian dynamics, with the important characteristic that these perturbations conserve the total energy (1). In the context of the HMF model, it has been shown that the stationary distribution of energies in the ensemble is numerically very close to a Boltzmann distribution [15], i.e., the density of rotors with energy \bar{E} is proportional to $\exp(-\bar{E}/\sigma^2)$, where σ^2 is a constant. Thus below the onset of synchronization, letting $\bar{R} = 0$, the stationary density of rotors with momentum p , given I and a , becomes

$$g_{I,a}(p) = \frac{1}{\sqrt{2\pi I\sigma^2}} \exp\left(-\frac{(p - I\Omega)^2}{2I\sigma^2}\right), \quad (6)$$

a Gaussian distribution with mean $I\Omega$ and variance $I\sigma^2$. This density will evolve from the initial density, $g_0(p)$, over a time scale to be determined.

To determine Ω , we note that both the discrete (2) and continuum (4) systems preserve the average momentum $\langle p \rangle$ which is initially $P = \int_{-\infty}^\infty p g_0(p) dp$ and becomes $\int_0^\infty \int_0^\infty \int_{-\infty}^\infty p g_{I,a}(p) h(I, a) dp dI da = \langle I \rangle \Omega$ in the stationary state. Therefore

$$\Omega = P \langle I \rangle^{-1}. \quad (7)$$

In order to determine the variance σ^2 in terms of the variance σ_0^2 of the original distribution of momenta $g_0(p)$, we use conservation of energy. Equating the initial energy and the energy in the stationary state with distribution (6) gives

$$\sigma^2 = \langle I^{-1} \rangle \left[\sigma_0^2 + P^2 \left(1 - \frac{1}{\langle I \rangle^{-1} \langle I \rangle} \right) \right].$$

We now proceed to calculate the critical coupling strength from (5) for the marginal distribution (6). Since $g'_{I,a}(I\Omega) = 0$, then $\omega = \Omega$. Inserting this in the first equation of (5) gives our main result,

$$K_c \approx \frac{2\langle I^{-1} \rangle}{\langle a^2 \rangle} \left[\sigma_0^2 + P^2 \left(1 - \frac{1}{\langle I \rangle \langle I^{-1} \rangle} \right) \right]. \quad (8)$$

Let us compare this result with the homogeneous HMF model, that is for $h(I, a) = \delta(I - I_0)\delta(a - a_0)$. If the initial distribution $g_0(p)$ were itself Gaussian, then (5) predicts $K_c^0 = 2\sigma_0^2/(a_0^2 I_0)$. First let us consider the effect of heterogeneity in the distribution of masses. Since the Cauchy-Schwarz inequality implies $\langle I \rangle \langle I^{-1} \rangle \geq 1$, we have $K_c \geq K_c^0$. Thus heterogeneity in the distribution of masses enhances the stability of the incoherent state. On the other hand, the factor $\langle a^2 \rangle$ in (8) is larger than a_0^2 whenever there is heterogeneity in the charge distribution. Thus heterogeneity in the charges reduces K_c , destabilizing the incoherent state. We also note that if the initial distribution $g_0(p)$ is not Gaussian, (8) might predict a lower K_c than what would have been obtained using $g_0(p)$ in (5).

We will compare our results with three numerical experiments. In example (i) the initial distribution $g_0(p)$ is a Gaussian centered at P with standard deviation $\sigma_0 = 0.35$. There are $N = 1000$ rotors with a uniform distribution of I on the interval $[1 - \varepsilon, 1 + \varepsilon]$, but all have $a = 1$. In this case, the coefficient of variation (standard deviation over mean) of the distribution of the effective frequencies is bounded by $(\sigma_0/P)(1 + \varepsilon^2)^{1/2}$, so we expect our theory to apply when $\varepsilon^2 \ll 1$ and $P \gg \sigma_0 = 0.35$.

First we test our prediction (8) for K_c . For a given value of P and ε , we simulate (2) by increasing K by 0.02 every 10,000 time units from the initial value $K = 0$, and use the last 5000 time units for each K to estimate R by a time average. The instability threshold was estimated as the value of K at which the averaged R last exceeds 0.1. While this is a rough estimate intended to be used for relatively small N , it allows us to see how K_c varies as the parameters of the system are changed. In Fig. 1(a) we plot the estimated K_c as a function of the width ε for the seven values of average momentum P shown. The curves show the prediction $K_c(\varepsilon) = 2(\text{arctanh}(\varepsilon)/\varepsilon) [\sigma_0^2 + P^2(1 - \varepsilon/\text{arctanh}(\varepsilon))]$ of (8). The inset shows that the computed value of $(K_c - 2\sigma_0^2)/P^2$ collapses onto the solid black curve, given from the theory (for small ε and σ_0) by $2\varepsilon^2/3$. Since our results depend only on the mean P and variance σ_0 of $g_0(p)$, we also consider a uniform distribution of initial momenta $g_0(p)$ with the same standard deviation $\sigma = 0.35$ and various P . The rescaled values of K_c are also included in the inset of Fig. 1, and they collapse onto the same curve.

To illustrate the validity of (6) in the incoherent state, we plot, in Fig. 2(a), the initial masses and momenta of $N = 1000$ rotors using a uniform distribution of ini-

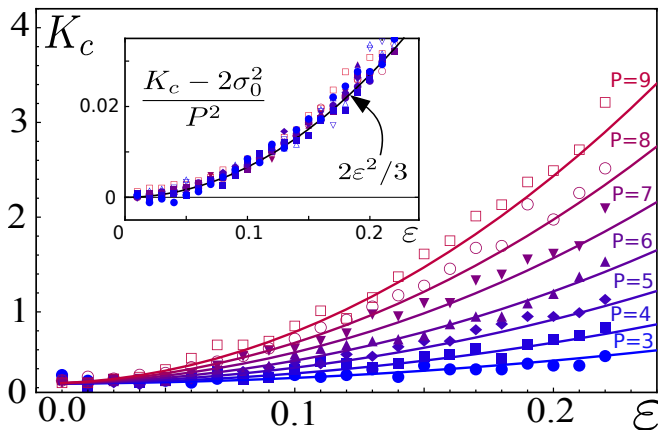


FIG. 1. Estimated critical coupling as a function of width of the mass distribution, ε , for example (i) using average momenta as indicated (symbols), and corresponding K_c predicted from (8) (solid lines). Inset: estimated $(K_c - 2\sigma_0^2)/P^2$ compared to the prediction $2\varepsilon^2/3$. The inset also includes simulations obtained using a uniform initial distribution of momenta (see text).

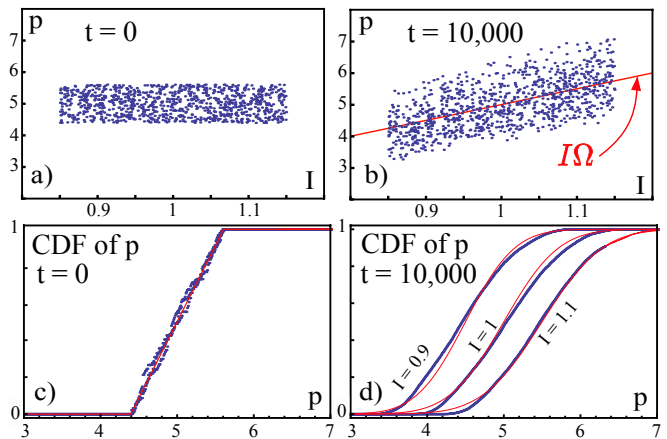


FIG. 2. (Color online) Evolution of the momentum-mass distribution for 1000 rotors each with $a = 1$, given a uniform distribution of masses I with $\langle I \rangle = 1$ and of momenta with $P = \langle p \rangle = 5$. Momentum-mass distribution (a) at $t = 0$ with half-width $\varepsilon = 0.15$ in mass and standard deviation $\sigma_0 = 0.35$ in momentum, and (b) for $t = 10,000$ when $K = 0.2$. The solid line is $\langle p \rangle = I\Omega$ with $\Omega = P = 5$; CDFs of momenta p conditioned on I for $I = 0.9, 1$, and 1.1 , (c) for $t = 0$, and (d) for $t = 10,000$. Theoretical CDFs are also shown (thin red curves).

tial momenta $g_0(p)$, and, in Fig. 2(b), their masses and momenta at $T = 10,000$ for $K/K_c = 0.32$. The solid line in Fig. 2(b) indicates the predicted mean $I\Omega$ of the stationary distribution $g_{I,a}(p)$ using (7). The empirical cumulative distribution function (CDF) of momenta p conditioned on I is shown in Fig. 2(c) at $t = 0$, for three values of I [calculated from the rotors with mass in $(I - 0.025, I + 0.025)$]. The curves are simply the theoretical CDF for the uniform distribution. In Fig. 2(d) we show the CDFs at $t = 10,000$ for the same three values of I averaged over the time interval $[2500, 10000]$. The curves show that the corresponding theoretical Gaussian CDFs, calculated using (6), agree reasonably well with the numerical distributions.

Our analysis assumes that the initial distribution $g_0(p)$ relaxes to the stationary distribution $g_{I,a}(p)$. For this to occur, we require that the system remains incoherent long enough for this relaxation to occur. To illustrate this, we estimate σ^2 from the simulations as the mean of the instantaneous conditional variance, $\langle \sigma_{I,a}^2 \rangle$. According to (8), the effective critical coupling strength $2\sigma^2 \langle I^{-1} \rangle / \langle a^2 \rangle$ should approach K_c as the distribution relaxes to Boltzmann. This quantity is shown in Fig. (3) (squares), as a function of K when it is increased, again by 0.02 each $t = 10,000$ time units. Initially, the effective critical coupling strength is $2\sigma_0^2$, but as K grows adiabatically, the distribution relaxes to (6) and the effective critical coupling strength approaches the value predicted by (8) (dashed line). (The approach is slower when $g_0(p)$ is uniform than when it is a Gaussian.) When K becomes larger than this value, the incoherent state loses its stability, as can be seen in the evolution of the order parameter

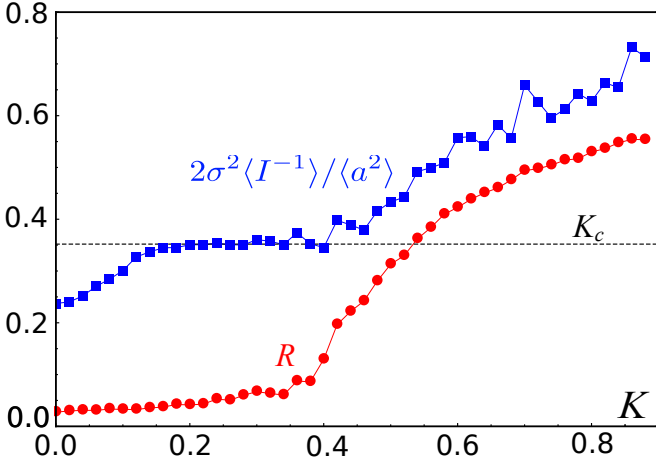


FIG. 3. Order parameter R (circles) and estimated $2\sigma^2\langle I^{-1}\rangle/\langle a^2\rangle$ (squares) as K is increased for $\varepsilon = 0.1$ and $P = 5$ in example (i). The solid line indicates the stationary value of K_c predicted by (8).

R (circles in the figure). If K is increased too rapidly or N is too large, the initial distribution might not have time to relax to its steady state and the incoherent state can become unstable earlier. We have checked that, in agreement with previous observations [14], the relaxation time scales linearly with N . Thus our results apply in situations in which N is not too large or when the system is allowed to reach equilibrium (e.g., as when we slowly changed K). In addition, if (8) predicts a value that is smaller than \hat{K}_c predicted for the initial distribution, $g_0(p)$, our computations show that when $K \in [K_c, \hat{K}_c]$ the incoherent state is only metastable, since it will become unstable as $g_0(p)$ relaxes to (6) [24].

We have shown in example (i) how heterogeneity in the masses combined with nonzero total momentum P results in the stabilization of the incoherent state: K_c is increased compared with the case of identical oscillators. Heterogeneity in the distribution of charges a has the opposite effect. For example (ii) we consider two cases, one in which $a = 1$ for all oscillators and another in which a is uniformly distributed in $[0, 2]$. Again, we assume the masses are uniformly distributed in $[1 - \varepsilon, 1 + \varepsilon]$. Estimates of K_c as a function of ε are compared to the theoretical predictions (solid lines) in Fig. 4. As predicted by (8), K_c is smaller when the charges are heterogeneous.

For example (iii) we show a case in which the assumption of a narrow frequency distribution is violated and our analysis breaks down. Now the distribution of masses is $\frac{1}{2}\delta(I - (1 + \varepsilon)) + \frac{1}{2}\delta(I - (1 - \varepsilon))$, i.e., two peaks equidistant from $I = 1$. For this case the charges are set to $a = 1$, and the initial distribution $g_0(p)$ is a Gaussian with mean $P = 5$ and $\sigma_0 = 0.35$. Figure 5 shows the numerically estimated K_c (symbols) versus the predicted K_c obtained from using (8) (solid line) as a function of ε . When the separation between the peaks (2ε) is small, the observed K_c agrees with our theory. However, when

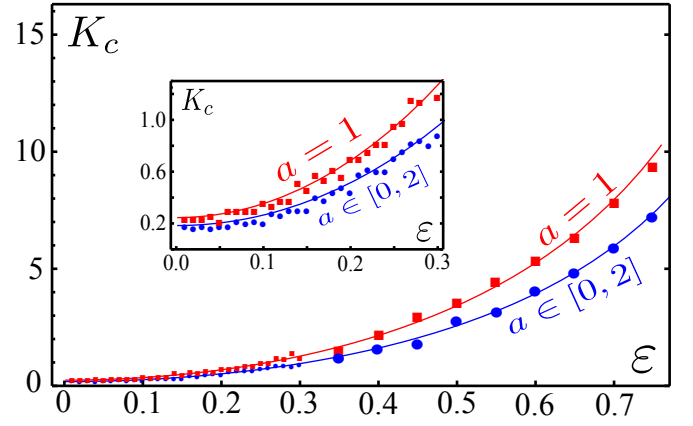


FIG. 4. Estimated (symbols) and theoretical (solid line) values of K_c as a function of ε for example (ii). Inset: enlargement of the region $0 \leq \varepsilon \leq 0.3$.

the separation between the peaks becomes too large, the onset of instability suddenly drops, becoming close to the value $2\sigma_0^2$ predicted in the absence of disorder. Numerics show that in this second regime the stationary distribution $g_{I,a}(p)$ for each value of I remains centered at $p = P$, instead of shifting to the predicted mean, $I\Omega$. A more detailed study of this transition is left for future research.

In conclusion, we have investigated analytically and numerically the stability of the incoherent state in the disordered Hamiltonian Mean Field model. We found that finite size effects can induce correlations between the momenta, moments of inertia, and coupling constants of the rotors, modifying the onset of instability of the incoherent state. We found that heterogeneity in the moments of inertia tends to stabilize the incoherent state, while heterogeneity in the coupling strengths tends to destabilize the incoherent state. For sharply peaked parameter distributions, we developed an analytical formula for the modified critical coupling strength, and found that our analysis also qualitatively describes

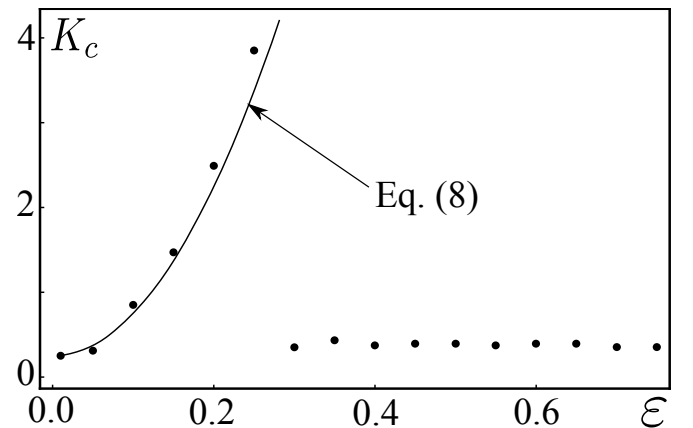


FIG. 5. Simulated (symbols) and theoretical (solid line) values of K_c as a function of ε for example (iii).

the behavior observed for broader distributions. Finally, we found numerically a novel transition for a bimodal distribution of frequencies.

JGR acknowledges a useful discussion with Ed Ott. JDM acknowledges the support of NSF grant DMS-1211350.

* juanga@colorado.edu

† James.Meiss@colorado.edu

- [1] P. Chavanis, J. Vatteville, and F. Bouchet, The European Physical Journal B-Condensed Matter and Complex Systems **46**, 61 (2005)
- [2] T. Tatekawa, F. Bouchet, T. Dauxois, and S. Ruffo, Physical Review E **71**, 056111 (2005)
- [3] H. Aref, Ann. Rev. Fluid Mech. **13**, 345 (1983)
- [4] J. Weiss, A. Provenzale, and J. McWilliams, Physics of Fluids **10**, 1929 (1998)
- [5] J. Tennyson, J. Meiss, and P. Morrison, Physica D **71**, 1 (1994)
- [6] D. del Castillo-Negrete and M. C. Firpo, Chaos **12**, 496 (2002)
- [7] N. Balmforth, Comm. Nonlinear Sci. Numer. Simulat. **17**, 1989 (2012)
- [8] A. Antoniazzi, Y. Elskens, D. Fanelli, and S. Ruffo, European Physical Journal B **50**, 603 (2006)
- [9] R. Bachelard, T. Manos, P. De Buyl, F. Staniscia, F. S. Cataliotti, G. De Ninno, D. Fanelli, and N. Piovella, J. Stat. Mech.: Theory and Experiment **2010**, P06009 (2010)
- [10] M. Antoni and S. Ruffo, Physical Review E **52**, 2361 (1995)
- [11] J. Barré, F. Bouchet, T. Dauxois, S. Ruffo, and Y. Y. Yamaguchi, Physica A: Statistical Mechanics and its Applications **365**, 177 (2006)
- [12] A. Campa, A. Giansanti, and G. Morelli, Physical Review E **76**, 041117 (2007)
- [13] T. Dauxois, V. Latora, A. Rapisarda, S. Ruffo, and A. Torcini, in *Dynamics and Thermodynamics of Systems with Long-Range Interactions* (Springer, 2002) pp. 458–487
- [14] V. Latora, A. Rapisarda, and S. Ruffo, Physica D: Nonlinear Phenomena **131**, 38 (1999)
- [15] Y. Y. Yamaguchi, J. Barré, F. Bouchet, T. Dauxois, and S. Ruffo, Physica A: Statistical Mechanics and its Applications **337**, 36 (2004)
- [16] R. Pakter and Y. Levin, Physical Review Letters **106**, 200603 (2011)
- [17] A. Ciani, D. Fanelli, and S. Ruffo, in *Long-range Interactions, Stochasticity and Fractional Dynamics* (Springer, 2011) pp. 83–132
- [18] J. A. Acebrón, L. L. Bonilla, C. J. P. Vicente, F. Ritort, and R. Spigler, Reviews of modern physics **77**, 137 (2005)
- [19] F. Bouchet and T. Dauxois, Physical Review E **72**, 045103 (2005)
- [20] S. H. Strogatz and R. E. Mirollo, Journal of Statistical Physics **63**, 613 (1991)
- [21] S. Inagaki and T. Konishi, Publications of the Astronomical Society of Japan **45**, 733 (1993)
- [22] M. Y. Choi and J. Choi, Physical Review Letters **91**, 124101 (2003)
- [23] E. J. Hildebrand, M. A. Buice, and C. C. Chow, Physical review letters **98**, 054101 (2007)
- [24] A. Pluchino, V. Latora, and A. Rapisarda, Physica D: Nonlinear Phenomena **193**, 315 (2004)