

Interactions of bright and dark solitons with localized \mathcal{PT} -symmetric potentials

N. Karjanto,¹ W. Hanif,² B. A. Malomed,³ and H. Susanto⁴

¹*Department of Mathematics, School of Science and Technology,
Nazarbayev University, Astana, 01000, Kazakhstan*

²*School of Mathematical Sciences, University of Nottingham,
University Park, Nottingham, NG7 2RD, United Kingdom*

³*Department of Physical Electronics, School of Electrical Engineering,
Faculty of Engineering, Tel Aviv University, Tel Aviv 69978, Israel*

⁴*Department of Mathematical Sciences, University of Essex,
Wivenhoe Park, Colchester, CO4 3SQ, United Kingdom**

We study collisions of moving nonlinear-Schrödinger solitons with a \mathcal{PT} -symmetric dipole embedded into the one-dimensional self-focusing or defocusing medium. Analytical approximations are developed for both bright and dark solitons. In the former case, an essential aspect of the approximation is that it must take into regard the intrinsic chirp of the soliton, thus going beyond the bounds of the simplest quasi-particle description of the soliton's dynamics. Critical velocities separating reflection and transmission of the incident bright solitons are found by means of numerical simulations, and in the approximate semi-analytical form. An exact solution for the dark soliton pinned by the complex \mathcal{PT} -symmetric dipole is produced too.

I. INTRODUCTION

Losses are a ubiquitous feature appearing in all kinds of optical systems. In most cases, losses are considered as a detrimental feature, which must be compensated by a properly introduced gain or feeding beam, in internally and externally driven systems, respectively [1]. However, losses may play a positive role too, helping to stabilize modes which otherwise would not exist. An example is a possibility to stabilize dissipative solitons in models of laser cavities which are described by complex Ginzburg-Landau (CGL) equations. The simplest version of the CGL equation with the spatially uniform linear gain and cubic loss gives rise to exact solutions in the form of chirped sech pulses [2], but they are unstable, as the linear gain destabilizes the zero background around the solitons. A possibility to stabilize the solitons was proposed in Ref. [3], making use of dual-core couplers, with the linear gain acting in one core, and linear loss – in the other. In that system, the stable pulse exists, as an *attractor*, along with an unstable counterpart of a smaller amplitude, which plays the role of a separatrix between attraction basins of the stable pulse and stable zero solution. The use of similar settings for the generation of stable plasmonic solitons [4], and for the creation of stable two-dimensional dissipative solitons and vortices in laser systems with the feedback described by the linearly coupled stabilizing equation [5], have been proposed too.

In this connection, it is relevant to stress a crucial difference between dissipative solitons, which are found, in particular, in the linearly-coupled systems with the separated gain and loss [5, 6], and solitons in conservative media. Stable dissipative solitons exist as isolated attractors, selected as modes which provide for the balance

between gain and loss in the system [7]. On the contrary, in conservative settings, including various models of nonlinear optics [8], solitons exist in continuous families, rather than as isolated solutions.

More recently, a special class of dissipative systems was identified, with exactly balanced spatially separated (antisymmetrically set) dissipative and amplifying elements. Such systems realize the concept of the \mathcal{PT} (parity-time) symmetry. This concept was originally elaborated in the quantum theory [9] for settings described by non-Hermitian Hamiltonians, which contain spatially even and odd real and imaginary potentials, respectively. A distinctive feature of the Hamiltonians with complex \mathcal{PT} -symmetric potentials is the fact that, up to a certain critical value of the strength of the imaginary (dissipative) part, their spectrum remains purely real. Actually, such \mathcal{PT} -symmetric non-Hermitian Hamiltonians (of linear systems) can be transformed into Hermitian ones [10].

In terms of the quantum theory, the \mathcal{PT} -symmetry is a theoretical possibility. To implement it in real settings, it is natural to resort to the fact that the linear propagation equation for optical beams in the paraxial approximation has essentially the same form as the Schrödinger equation in quantum mechanics, hence the evolution of the wave function of a quantum particle may be emulated by the transmission of an optical beam. This fact makes it possible to simulate many quantum-mechanical phenomena, some of which are difficult to observe in direct experiments, by means of relatively simple settings available in classical optics [11].

The realization of the \mathcal{PT} -symmetric settings in optics, which combines spatially symmetric refractive-index landscapes and mutually balanced spatially separated gain and loss, was proposed in Ref. [12] and demonstrated in Ref. [13]. These works had drawn a great deal of attention to models of optical systems featuring the \mathcal{PT} symmetry, see recent review [14]. In the most basic case, the models, which may naturally include the Kerr

*Electronic address: hsusanto@essex.ac.uk

nonlinearity, amount to the nonlinear Schrödinger (NLS) equation for the local amplitude of the electromagnetic wave, $\psi(x, z)$, with a complex potential, whose real and imaginary parts, $V(x)$ and $W(x)$ are, as said above, spatially even and odd, respectively:

$$i\frac{\partial\psi}{\partial z} + \frac{1}{2}\frac{\partial^2\psi}{\partial x^2} + g|\psi|^2\psi = [V(x) + iW(x)]\psi. \quad (1)$$

This equation is written in terms of the spatial-domain setting, with propagation distance z , the second term accounting for the paraxial diffraction in the transverse direction, x . The nonlinear term in Eq. (1) represents the self-focusing ($g = +1$) or defocusing ($g = -1$) nonlinearity. It was also proposed to realize the same model as the Gross-Pitaevskii equation in Bose-Einstein condensates, with the linear gain provided by a matter-wave laser [15].

The presence of the nonlinearity in Eq. (1) naturally leads to \mathcal{PT} -symmetric solitons [16]. A crucially important issue is the stability of solitons in such systems. For \mathcal{PT} -symmetric couplers, and for models with periodic complex potentials, an accurate stability analysis of solitons solutions was reported, respectively, in Refs. [17] and [18].

Another relevant problem is wave scattering on \mathcal{PT} -symmetric potentials. In particular, periodic structures can act as unidirectionally transmitting media near the \mathcal{PT} -symmetry-breaking point, with reflection suppressed at one end and enhanced at the other, as predicted theoretically in Ref. [19] and demonstrated experimentally in a metamaterial [20]. The most natural setting for the study of the scattering of broad linear and nonlinear wave packets (including solitons) is offered by localized \mathcal{PT} -symmetric potentials (*defects*) [21]. Such defects can be induced, for instance, by nonlinear \mathcal{PT} -symmetric oligomers embedded into a linear lattice [22]. In the latter context, stationary states in the form of plane waves, their reflection and transmission coefficients, and the corresponding rectification factors, illustrating the asymmetry between left and right propagation, were analyzed. Reflection and transmission of solitons by \mathcal{PT} -symmetric scattering potentials was studied in Refs. [23], where it was shown that, under special conditions, one can have a unidirectional flow of single and multiple solitons. Unidirectional tunneling of plane waves through epsilon-near-zero \mathcal{PT} -symmetric bilayers was also reported in Ref. [24].

The subject of the present work is the interaction of bright and dark NLS solitons with a strongly localized \mathcal{PT} -symmetric potential, which may be represented by the \mathcal{PT} dipole:

$$V(x) + iW(x) = \epsilon\delta(x) + i\gamma\delta'(x), \quad (2)$$

where δ denotes the Dirac-delta function, δ' stands for the derivative of the delta-function, ϵ and γ being real constants (positive or negative). Static solutions for bright solitons pinned by the \mathcal{PT} dipole with $\epsilon < 0$,

which corresponds to the attractive defect, while the host medium may be either self-focusing and defocusing, were recently found in an analytical form, and their stability was investigated numerically, in Ref. [25].

Previously, several techniques have been developed for analyzing interactions of bright [8, 26, 27] and dark [8, 28, 29] solitons with inhomogeneities, such as those represented by the complex potential in Eq. (1). In this work, we use a perturbation method for the consideration of interactions of moving solitons with \mathcal{PT} -symmetric dipole (2), and report results of systematic numerical simulations of such interactions.

The paper is organized as follows. The analytical approximation for the bright and dark solitons are developed in Section II, which also includes a solution of the scattering problem for plane waves in the linear medium with the embedded \mathcal{PT} dipole. In that section, exact solutions are derived too for trapped dark solitons in the model with the self-defocusing spatially uniform nonlinearity and the \mathcal{PT} -symmetric defect (2). Numerical results and their comparison with the analytical predictions are reported in Section III. Conclusions are presented in Section IV.

II. ANALYTICAL CONSIDERATIONS

A. The scattering problem in the linear model

In the linearized version of Eq. (1) and (2),

$$i\frac{\partial\psi}{\partial z} = -\frac{1}{2}\frac{\partial^2\psi}{\partial x^2} + [\epsilon\delta(x) + i\gamma\delta'(x)]\psi, \quad (3)$$

it is natural to consider the scattering problem for plane wave solutions, in the form of $\psi(x, z) = e^{ikz}U(x)$, with $k < 0$ and $U(x)$ satisfying the following stationary equation:

$$-kU = -\frac{1}{2}U'' + [\epsilon\delta(x) + i\gamma\delta'(x)]U. \quad (4)$$

The general solution of the scattering problem should be looked for as

$$U(x) = \begin{cases} e^{iqx} + (R_1 + iR_2)e^{-iqx}, \\ (T_1 + iT_2)e^{iqx}, \end{cases} \quad (5)$$

where e^{iqx} with $q = \sqrt{-2k}$ represents the incident wave with the amplitude normalized to 1, while $(R_1 + iR_2)$ and $(T_1 + iT_2)$, with real $T_{1,2}$ and $R_{1,2}$, are complex reflection and transmission coefficients, respectively.

The boundary conditions following from Eq. (4) at $x = 0$ are

$$\Delta(U') = 2\epsilon U_0, \quad \Delta(U) = 2i\gamma U_0, \quad (6)$$

where $\Delta(\dots)$ stands for the jump, and

$$U_0 \equiv \frac{1}{2}[U(x = +0) + U(x = -0)] \quad (7)$$

is the mean value of U around $x = 0$. The substitution of the generic form of the solution to the scattering problem, in the form of Eq. (5), into Eq. (6) yields, after doing some linear algebra, the following final results:

$$\begin{aligned} T_1 &= \frac{q(\epsilon\gamma + q)}{\epsilon^2 + q^2}, \quad T_2 = -\frac{q(\epsilon - \gamma q)}{\epsilon^2 + q^2}, \\ R_1 &= -\frac{\epsilon(\epsilon + \gamma q)}{\epsilon^2 + q^2}, \quad R_2 = -\frac{q(\epsilon + \gamma q)}{\epsilon^2 + q^2}. \end{aligned} \quad (8)$$

In particular, for the case of $\gamma = 0$, these expressions go over into the well-known solution for the real δ -functional potential:

$$T_1 = \frac{q^2}{\epsilon^2 + q^2}, \quad T_2 = R_2 = -\frac{q\epsilon}{\epsilon^2 + q^2}, \quad R_1 = -\frac{\epsilon^2}{\epsilon^2 + q^2}, \quad (9)$$

which satisfies the *unitarity condition*:

$$T_1^2 + T_2^2 + R_1^2 + R_2^2 \equiv 1. \quad (10)$$

On the other hand, in the particular case of $\epsilon = 0$ expressions (8) reduce to a simple but, apparently, novel result:

$$T_1 = 1, \quad T_2 = -R_2 = \gamma, \quad R_1 = 0. \quad (11)$$

Note that the general expression (8) and the particular one (11) *do not* obey unitarity condition (10), as additional power (norm) may be generated or absorbed by the term $\sim \gamma$. Indeed, expression (11) yields $T_1^2 + T_2^2 + R_1^2 + R_2^2 = 1 + 2\gamma^2 > 1$. In the general case, solution (8) produces the following result for the relative change of the total power as the result of the scattering:

$$T_1^2 + T_2^2 + R_1^2 + R_2^2 - 1 = \frac{2\gamma q(\epsilon + \gamma q)}{\epsilon^2 + q^2}. \quad (12)$$

Thus, the result may be negative (the scattering-induced *loss* of the total power) in the following cases (note that we fix $q > 0$, while both γ and ϵ may have either sign):

$$\begin{aligned} \epsilon &> 0, \quad 0 < -\gamma < \epsilon/q; \\ \gamma &> 0, \quad \epsilon < -\gamma q. \end{aligned} \quad (13)$$

Otherwise, the scattering leads to the increase of the total power.

The above analysis does not take into regard the possibility of the existence of a localized linear mode pinned to the \mathcal{PT} dipole, which can be found at $\epsilon < 0$, in the form of

$$U = U_0 e^{\epsilon|x|} [1 + i\gamma \text{sgn}(x)], \quad (14)$$

with arbitrary amplitude U_0 , and the single eigenvalue of the propagation constant:

$$k = k_0 \equiv \epsilon^2/2. \quad (15)$$

Indeed, the above scattering solutions exist for $k < 0$, while eigenvalue (15) is positive, hence the scattering and trapped-mode states cannot coexist.

Finally, the result given by Eq. (8) should describe approximately the scattering for broad pulses with $ql \gg 1$, where q is the central carrier wavenumber, and l is the spatial width of the pulse.

B. Bright solitons

The free bright NLS soliton with amplitude η , velocity v (in fact, it is the beam's slope in the spatial-domain setting), and coordinate ξ is taken in the usual form, as the solution to Eq. (1) with the self-focusing sign of the nonlinearity, and $V = W = 0$:

$$\psi(x, z) = \eta \text{sech}[\eta(x - \xi(z))] \exp(ivx + i\phi(z)), \quad (16)$$

$$\begin{aligned} \frac{d\phi}{dz} &= \frac{1}{2}(\eta^2 - v^2), \\ \frac{d\xi}{dz} &= v. \end{aligned} \quad (17)$$

It is well known that the soliton may be considered as a particle with effective mass

$$M = \int_{-\infty}^{+\infty} |\psi(x)|^2 dx \equiv 2\eta \quad (18)$$

and momentum

$$P = i \int_{-\infty}^{+\infty} \psi(x) \frac{\partial \psi^*}{\partial x} dx. \quad (19)$$

The substitution of the unperturbed soliton's wave form (16) yields

$$P_0 = 2\eta v \equiv Mv. \quad (20)$$

In the presence of Hamiltonian perturbation (2), with $\epsilon \neq 0$ but $\gamma = 0$, the soliton may be treated, in the adiabatic approximation [26], as a particle which keeps the constant mass ($d\eta/dz = 0$) and moves under the action of the effective potential, $U(\xi) = \epsilon\eta^2 \text{sech}^2(\eta\xi)$, according to Newton's equation of motion,

$$\frac{d}{dz} \left(2\eta \frac{d\xi}{dz} \right) = -\frac{dU}{d\xi} = 2\epsilon\eta^3 \frac{\sinh(\eta\xi)}{\cosh^3(\eta\xi)}. \quad (21)$$

In the presence of the dissipative potential $\sim \gamma$, the mass of the particle does not remain constant, because the total power (norm) of the soliton evolves according to the equation

$$\begin{aligned} \frac{d}{dz} \int_{-\infty}^{+\infty} |\psi(x)|^2 dx &= 2 \int_{-\infty}^{+\infty} W(x) |\psi(x)|^2 dx \\ &= -2\gamma \frac{\partial}{\partial x} (|\psi(x)|^2) \Big|_{x=0}, \end{aligned} \quad (22)$$

or, after the substitution of ansatz (16),

$$\frac{d\eta}{dz} = -2\gamma\eta^3 \frac{\sinh(\eta\xi)}{\cosh^3(\eta\xi)}. \quad (23)$$

Under the action of the same dissipative potential, the total momentum of the wave field, defined as in Eq. (19), suffers losses according to the equation

$$\left(\frac{dP}{dz} \right)_\gamma = \int_{-\infty}^{+\infty} W(x) \frac{\partial}{\partial x} [|\psi(x)|^2] dx. \quad (24)$$

Substituting here expression (2) for $W(x)$ and combining it with Newton's equation (21), one arrives at the following evolution equation:

$$\frac{d}{dz} \left(\eta \frac{d\xi}{dz} \right) = \epsilon \eta^3 \frac{\sinh(\eta\xi)}{\cosh^3(\eta\xi)} + \gamma \eta^4 [3\text{sech}^4(\eta\xi) - 2\text{sech}^2(\eta\xi)], \quad (25)$$

where c is substituted as per Eq. (17).

Thus, the motion of the soliton interacting with the localized \mathcal{PT} potential is described, in the simplest approximation, by the third-order system of coupled ODEs, Eqs. (23) and (25). For the fast incident soliton, i.e., when $d\xi/dz (z \rightarrow -\infty) = c_0$ is large, Eqs. (23) and (25) can be solved perturbatively, assuming, in the zero-order approximation,

$$\xi(z) = c_0 z. \quad (26)$$

However, the first-order collision-induced changes of the soliton's amplitude and momentum, $\Delta\eta$ and $\Delta(2\eta c)$, *exactly vanish* in this limit. Indeed, substituting approximation (26) into the expressions following from Eqs. (23) and (25),

$$\Delta\eta = \int_{-\infty}^{+\infty} \frac{d\eta}{dz} dz, \quad \Delta(2\eta c) = 2 \int_{-\infty}^{+\infty} \frac{d}{dz} \left(\eta \frac{d\xi}{dz} \right) dz, \quad (27)$$

it is easy to check that both integrals are exactly equal to zero. Thus, in the lowest-order approximation the collision is completely elastic, which is a manifestation of the \mathcal{PT} symmetry of the model.

Numerical results displayed below [see Fig. 3(a)] demonstrate that the full approximation, based on Eqs. (23) and (25), is in agreement with simulations of the underlying equation (1) with $g = +1$ for $0 < \gamma < \epsilon$, i.e., when the local defect is composed of the repulsive local potential and the \mathcal{PT} dipole which is weaker than the potential. When $\epsilon < 0$, i.e., the local potential is attractive, the disagreement is expected [see Fig. 3(c) below], as the analysis does not take into regard the formation of the trapped mode, which in the linear limit is given by Eq. (14).

For vanishing ϵ , the acceleration or deceleration of the soliton interacting with the defect can be accounted for if the deviation of the phase of the perturbed soliton from the adiabatic approximation, corresponding to Eq. (16), is taken into regard. Indeed, a well-known fact is that the perturbed soliton, whose inverse width (alias amplitude), η , varies in the course of the evolution, $\eta = \eta(z)$, generates an additional *chirp* term in the phase, hence ansatz (16) is replaced by

$$\psi(x, z) = \eta(z) \text{sech}[\eta(z)(x - \xi(z))] \times \exp[ivx + ib(z)(x - \xi(z))^2 + i\phi(z)], \quad (28)$$

where, as before, $v = d\xi/dz$, and the expression for the chirp coefficient is produced by the variational approximation [30]:

$$b(z) = -[2\eta(z)]^{-1} \frac{d\eta}{dz}. \quad (29)$$

Then, the substitution of the chirped ansatz (28) into Eq. (24), and the subsequent substitution of the respective correction to dP/dz into Eq. (21), yields, instead of (25), a nonzero acceleration:

$$\begin{aligned} \frac{dv}{dz} &= 2b\eta \int_{-\infty}^{+\infty} W(x) \frac{(x - \xi) dx}{\cosh^2[\eta(x - \xi)]} \\ &= 4\gamma^2 \eta^3 \frac{\tanh(\eta\xi)}{\cosh^4(\eta\xi)} [2\eta\xi \tanh(\eta\xi) - 1], \end{aligned} \quad (30)$$

where we have inserted $W(x) = 2\gamma\delta'(x)$, as per Eq. (2), expression (29) for b , and Eq. (23) for $d\eta/dz$.

This approximation for the dynamics of bright solitons is completely different from that derived in Ref. [23] for another localized \mathcal{PT} -potential. Comparison of predictions based on Eqs. (23) and (25) or (30) with numerical findings will be presented in Section III. In particular, the *post-adiabatic* approximation, which makes use of Eq. (30), is accurate enough for $\gamma > 0$ and negligibly small ϵ , see Fig. 3(b,d) below.

C. Moving dark solitons

Dark solitons are produced by the following modification of Eqs. (1) and (2):

$$i \frac{\partial \psi}{\partial z} = -\frac{1}{2} \frac{\partial^2 \psi}{\partial x^2} + [\epsilon \delta(x) + i\gamma \delta'(x)] \psi + (|\psi|^2 - \mu) \psi, \quad (31)$$

where μ is the chemical potential (i.e., squared amplitude) of the continuous wave background maintaining the dark-soliton solution. Asymptotic theories for slowly moving dark solitons have been developed previously [31–36]. Here, we aim to present a perturbation theory for a moving shallow (light-gray) dark soliton interacting with the \mathcal{PT} -symmetric dipole. Comparison of the analysis with numerical results is not straightforward, as the simulations, reported in the following section, demonstrate the generation of additional dark solitons, which is a clearly nonperturbative effect. Nevertheless, some qualitative comparison will be possible, and, in any case, the analysis may be of theoretical interest by itself.

We start by substituting into Eq. (31) the Madelung form,

$$\psi(x, z) = \rho(x, z) \exp(i\phi(x, z)), \quad (32)$$

replacing Eq. (31) by a system of real equations for the amplitude and phase:

$$\frac{\partial \rho}{\partial z} = -\frac{1}{2} \rho \frac{\partial^2 \phi}{\partial x^2} - \frac{\partial \rho}{\partial x} \frac{\partial \phi}{\partial x} + \epsilon \delta(x) \rho, \quad (33)$$

$$\frac{\partial \phi}{\partial z} = \frac{1}{2} \rho^{-1} \frac{\partial^2 \rho}{\partial x^2} - \frac{1}{2} \left(\frac{\partial \phi}{\partial x} \right)^2 - \gamma \delta'(x) - (\rho^2 - \mu). \quad (34)$$

As in the case of Eq. (30), we focus on the case when only the imaginary potential is present, i.e., $\epsilon = 0$ (the dynamics of dark solitons in the presence of various real

potentials was studied in detail before [31–34]), while the term $\gamma\delta'(x)$ in Eq. (34) may be treated as a small perturbation. Then, the standard approach to the description of shallow dark solitons proceeds by setting [37]

$$\rho = \sqrt{\mu}(1 + \varepsilon\rho_1), \quad (35)$$

$$X \equiv 2\sqrt{\varepsilon}(x + \sqrt{\mu}z), \quad Z \equiv \sqrt{\mu}\varepsilon^{3/2}z, \quad (36)$$

where ε is a formal small parameter accounting for the shallowness of the gray soliton.

The result of the analysis in the case of $\gamma = 0$ is the relation between ϕ and ρ_1 , $\partial\phi/\partial X = -\rho_1/(2\sqrt{\mu})$, and the Korteweg-de Vries (KdV) equation for the evolution of the amplitude perturbation:

$$\frac{\partial\rho_1}{\partial Z} - 6\rho_1\frac{\partial\rho_1}{\partial X} + \frac{\partial^3\rho_1}{\partial X^3} = 0. \quad (37)$$

At the next order, via transformations (36), the perturbation term $\gamma\delta'(x)$ in Eq. (33) gives rise to the corresponding perturbation dipole term in Eq. (37):

$$\frac{\partial\rho_1}{\partial Z} - 6\rho_1\frac{\partial\rho_1}{\partial X} + \frac{\partial^3\rho_1}{\partial X^3} = \frac{4\gamma}{\varepsilon^{3/2}}\delta'\left(X - \frac{2}{\varepsilon}Z\right). \quad (38)$$

Equation (38) is, in turn, tantamount to the perturbed KdV equation studied in Ref. [38]. As shown in that work, solutions to Eq. (38) in the form of the soliton interacting with the moving dipole can be looked for as

$$\rho_1 = -\frac{2\kappa^2}{\cosh^2(\kappa(X - 2Z/\varepsilon) + \zeta(Z))}, \quad (39)$$

where the soliton's amplitude, $\kappa(Z)$, and position shift, $\zeta(Z)$, evolve according to the following equations:

$$\frac{d\kappa}{dZ} = \frac{2\gamma}{\varepsilon^{3/2}}\frac{\kappa \sinh \zeta}{\cosh^3 \zeta}, \quad (40)$$

$$\frac{d\zeta}{dZ} = \kappa\left(4\kappa^2 - \frac{2}{\varepsilon}\right) + \frac{2\gamma}{\varepsilon^{3/2}}\frac{1}{\cosh^2 \zeta}. \quad (41)$$

As shown in Ref. [38], dynamical system (40), (41) gives rise to unbounded and trapped trajectories in the (ζ, κ) plane, which, in terms of Eq. (31), correspond to solutions for freely moving dark solitons, and those trapped by the \mathcal{PT} dipole. Comparison of these results with numerical simulation is possible in a qualitative form, as shown in Section III.

D. Exact solutions for pinned dark solitons

Stationary solutions to Eq. (31) for pinned dark solitons can be looked for as

$$\psi(x) = a(x) + ib(x), \quad (42)$$

with $\psi(x)$ satisfying the stationary version of Eq. (31) at $x \neq 0$,

$$-\frac{1}{2}\psi'' + (|\psi|^2 - \mu)\psi = 0, \quad (43)$$

where the prime stands for d/dx . Equation (43) is supplemented by the following boundary conditions at $x = 0$:

$$\Delta b|_{x=0} = 2\gamma a(x=0), \quad (44)$$

$$\Delta(a')|_{x=0} = 2\epsilon a(x=0), \quad (45)$$

where $\Delta(\dots)$ stands for the jump of the respective function at $x = 0$. It is implied that functions $a(x)$ and $b(x)$ in solution (42) are even and odd functions of x , respectively, hence $b(x=0) = 0$. The corresponding solutions to Eq. (43) are found in two different forms, depending on the sign of ϵ , *viz.*,

$$\psi(x) = \sqrt{\mu}[\cos\theta + i \operatorname{sgn}(x) \sin\theta] \tanh[\sqrt{\mu}(|x| + \xi)], \quad (46)$$

for $\epsilon > 0$ (the repulsive dipole), and

$$\psi(x) = \sqrt{\mu}[\cos\theta + i \operatorname{sgn}(x) \sin\theta] \coth[\sqrt{\mu}(|x| + \xi)], \quad (47)$$

for $\epsilon < 0$ (the attractive one). In fact, solution (47) describes an *antidark* soliton pinned to the \mathcal{PT} dipole. The substitution of expressions (46) and (47) into Eqs. (44) and (45) yields a result which is valid for either sign of ϵ :

$$\xi = \frac{1}{2\sqrt{\mu}} \ln\left(\sqrt{\frac{4\mu}{\epsilon^2} + 1} + \frac{2\sqrt{\mu}}{|\epsilon|}\right), \quad \theta = \arctan\gamma. \quad (48)$$

In the system with $\epsilon = 0$, which is simulated below, Eq. (48) yields $\xi = \infty$, and the corresponding solutions (46) and (47) degenerate into a constant-amplitude continuous wave (CW) with an embedded phase jump at $x = 0$,

$$\Delta\phi = 2 \arctan\gamma. \quad (49)$$

The solutions given by Eqs. (46)-(48) are dark-soliton counterparts of the exact stable solutions for pinned bright solitons found in Ref. [25]), for $\epsilon < 0$ (the attractive dipole) and both the self-focusing and defocusing signs of the nonlinearity in Eq. (1). In the limit of $\epsilon = 0$, the latter solution for the focusing nonlinearity amounts to the usual bright soliton with the same embedded phase jump (49).

III. NUMERICAL RESULTS

To study the soliton scattering by the \mathcal{PT} -symmetric dipole, we implemented the fourth-order Runge-Kutta method for integrating Eq. (1), with the Laplacian approximated by the three-point central discretization. The simulations were carried out in spatial interval $(-L, L]$ with $L \geq 50$, and discrete stepsizes $\Delta x = 0.1$ and $\Delta z = 0.005$ or smaller (it was checked that any decrease of Δx and/or Δz did not produce any conspicuous effect). Following Ref. [25], the delta-function and its derivative were approximated by

$$\delta(x) = \frac{s}{\pi(x^2 + s^2)}, \quad \delta'(x) = -\frac{2sx}{\pi(x^2 + s^2)^2}, \quad (50)$$

with $s = 0.1$. This choice secured the inner width of the regularized delta-functions to be much smaller than the width of the incident soliton.

A. Scattering of Gaussian wave packets

First, we consider the passage of dispersive Gaussian wave packets of width $A^{-1/2}$ and velocity (spatial tilt) v_0 through the localized defect in the linear system, with $g = 0$ in Eq. (1). To this end, the initial condition is taken as

$$\psi(x, 0) = A e^{-A(x-x_0)^2} e^{iv_0(x-x_0)}, \quad (51)$$

where the amplitude A is fixed arbitrarily, as the model is currently linear, and the initial position of the soliton is $x_0 = -10$. To provide a quantitative description of the reflection and transmission, we compute the relative powers of waves that remain before the defect (at $x < 0$), and those which have been transmitted past the defect (to $x > 0$), P_R/P_I and P_T/P_I , according to the following definitions:

$$\begin{aligned} P_R &= \int_{-L}^0 |\psi(x, z)|^2 dx, \\ P_T &= \int_0^L |\psi(x, z)|^2 dx, \\ P_I &= \int_{-L}^L |\psi(x, 0)|^2 dx. \end{aligned} \quad (52)$$

It will be then natural to compare their asymptotic values at $z \rightarrow \infty$ with the reflection and transmission coefficients for the plane waves, $(R_1^2 + R_2^2)$ and $(T_1^2 + T_2^2)$, as given by Eq. (8), with wavenumber q replaced by incident velocity v_0 .

In Fig. 1 we display the evolution of the incident Gaussian wave packet impinging onto the defect with $\epsilon = 0$, $\gamma = 0.3$, at two different values of v_0 . Shown is the top view of the absolute value of the field, $|\psi(x, z)|$. Insets to the same figure present coefficients P_R/P_I and P_T/P_I , as described above. One can observe that, naturally, larger incoming velocity v_0 makes the values of the coefficients at $z \rightarrow \infty$ closer to exact results for the plane waves given by Eq. (8), as the parameter accounting for the difference of the Gaussian pulse (51) from the plane wave is \sqrt{A}/v_0 . The case of $\gamma < 0$ is not shown here separately, as the respective results are quite similar to those presented in Fig. 1.

B. Dynamics of bright solitons

In the model with the self-focusing nonlinearity, $g = +1$ in Eq. (1), we simulated collisions of the incident bright soliton with the \mathcal{PT} dipole, setting $\epsilon = 0$ in Eq. (2). The initial conditions are taken as per expression (16), i.e.,

$$\psi(x, 0) = \eta \operatorname{sech}[\eta(x - x_0)] \exp(iv_0(x - x_0)), \quad (53)$$

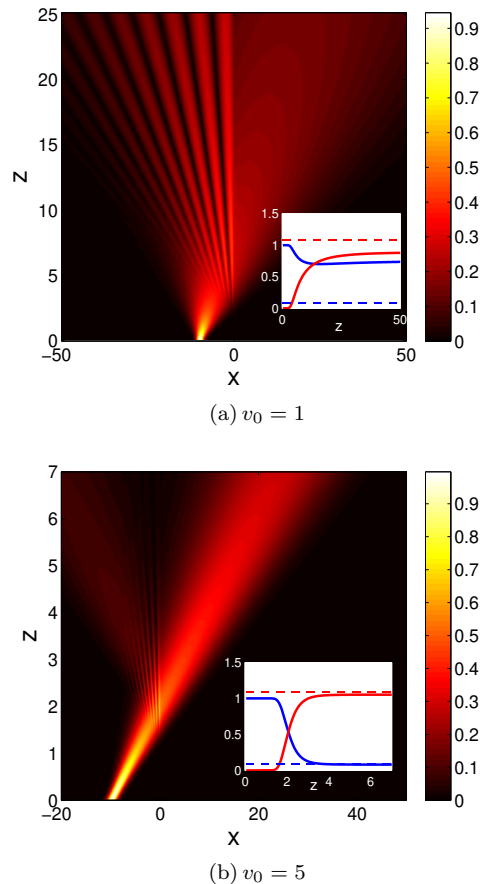


FIG. 1: (Color online) The interaction of the incident Gaussian wave packets with the localized defect, for $\epsilon = 0$ and $\gamma = 0.3$. Shown is the distribution of $|\psi(x, z)|$. Solid blue and red lines in the insets depict the evolution of the relative powers defined as P_R/P_I and P_T/P_I , respectively, see Eq. (52). Their asymptotic values at $z \rightarrow \infty$ are compared to the reflection and transmission coefficients for the plane waves, $(R_1^2 + R_2^2)$ and $(T_1^2 + T_2^2)$, given by Eq. (8) (horizontal dashed lines).

centered at $x_0 = -10$, with initial velocity $v_0 > 0$, and $\eta = 1$ (once $\epsilon = 0$ was set, $\eta = 1$ may be always fixed by rescaling).

Shown in Fig. 2 are two pairs of examples of the interaction of the soliton with the dipole. In panels (a,b), the case of $\gamma > 0$ is considered, which, according to Eqs. (1), (2) and (50), implies that the incident soliton impinges on the dipole from the side where the amplifying (rather than attenuating) element is located. In panel (a) of Fig. 2, the soliton gets trapped by the defect and blows up, which happens when the initial velocity is sufficiently small. On the other hand, when the velocity is sufficiently large, the incoming soliton, quite naturally, passes the defect, as seen in panel (b). These two examples are typical for such outcomes of the collision.

In panels (c,d) of Fig. 2, we display the evolution of the soliton for $\gamma = -0.5$, when the the incident soliton

approaches the dipole from the side of the attenuating element. On the contrary to panel (a), where the blowup was observed, in the present case the incident soliton is reflected if its velocity is small enough. Naturally, the reflected soliton has a smaller amplitude than the incident one, due to the action of the attenuation. On the other hand, it is shown in panel (d) the the soliton passes the defect if the velocity is large enough, similar to what was observed for $\gamma > 0$ in panel (b). In all the panels, the insets show the reflected and transmitted powers, P_R/P_I and P_T/P_I , defined according to Eq. (52), as above. Their asymptotic values at $z \rightarrow \infty$ are compared with the exact results, $(R_1^2 + R_2^2)$ and $(T_1^2 + T_2^2)$, for the plane waves, as given by Eq. (5).

Obviously, an important characteristic of the interaction of the soliton with the \mathcal{PT} dipole, which also includes the attractive or repulsive local potential, as per Eq. (2), is the minimum (threshold) velocity necessary for the soliton to pass this defect. We aim to identify the threshold velocity produced by the direct simulations of Eq. (1), and compare it to predictions of the (semi-) analytical approximation based on quasi-particle equations (23), (25), and (30). Because not the entire power is reflected or transmitted as a result of the collision, we define the soliton as being transmitted past the defect when, at least, half of its total power is transmitted, i.e., in terms of the insets of Fig. 2, the transmission threshold corresponds to the point where the solid blue and red lines cross.

The threshold velocities produced by the direct simulations are displayed in Fig. 3, as functions of the \mathcal{PT} -dipole's strength, γ , by crosses. Predictions produced by a numerical solution of Eqs. (23) and (25) are presented too in this figure, by means of dashed lines. In addition to the approximation based on Eqs. (23) and (25), for the case of small ϵ , such as in panels (b) and (d), we also plot, by dashed-dotted lines, the prediction generated by the numerical solution of Eqs. (23) and (30), which was derived for $\epsilon = 0$.

It is seen from Fig. 3(a) that, as mentioned in Section II.B, the quasi-particle adiabatic approximation, based on Eqs. (23) and (25), is in good agreement with the direct simulations for $0 < \gamma < \epsilon$. On the other hand, panels (b) and (d) demonstrate that the *post-adiabatic* approximation, represented by Eqs. (23) and (30), which takes into regard the the generation of the intrinsic chirp in the soliton [see Eq. (29)], is relevant for $|\epsilon| \ll \gamma \lesssim 0.2$ (which implies that γ is positive). The same approximation provides for a qualitative prediction of the threshold velocity for $\gamma < 0$ and $|\epsilon| \ll |\gamma|$ too, even though in that case the prediction is quantitatively inaccurate. The reason is that, as can be seen from numerical data (not shown here in detail), the deformation of the soliton around $x = 0$ is not small in the latter case, which cannot be taken into account by the perturbative treatment. In this sense, a better agreement with the perturbation theory may be expected for a smoother shape of the \mathcal{PT} dipole [see Eq. (50)], but in that case the analytical results take a more

cumbersome form, due to the complexity of the respective integrals in Eqs. (22), (24), and (30). Generally, the fact that the discrepancy between the numerical and analytical results in Fig. 3 is smaller for $\gamma > 0$ is explained by the fact that the larger amplitude of the pumped, rather than attenuated, soliton in this case (see above) makes the local perturbation weaker in comparison with other terms in Eq. (1).

C. Dark solitons

To consider the interaction of dark solitons with the \mathcal{PT} dipole, we fix the CW-background amplitude in Eq. (31) as $\mu = 1$. In the absence of dark solitons, the CW background, ψ_{CW} , is deformed by the potential [40, 41]. As shown above, in the limit of $\epsilon = 0$ and ideal δ' function in Eq. (31), the deformation amounts to the phase jump (49) at $x = 0$.

In Fig. 4(a), we plot the shape of the background obtained in the numerical form, with the δ' function in Eq. (31) replaced by regularization (50)], for $\gamma = 0.3$ and $\epsilon = 0$. Similarly to the previous works, we find that this ground state, produced by the stationary solution of Eq. (31), exists at $\gamma < 0.49$ (at γ exceeding this critical value, the system starts spontaneous generation of dark solitons [40, 41]). The difference of the background from the above-mentioned analytical solution, which amounts to the phase jump (6) embedded into the constant background, is explained by the difference of approximation (50) from the ideal δ' function. Additionally, we also plot in the same figure in panel (b) and (c) the profile of the plane waves in the presence of nonzero ϵ .

Due to the presence of the non-uniform CW background (ψ_{CW}), we simulated the dynamics of a dark soliton in the framework of Eq. (1) with initial conditions

$$\psi(x, 0) = \psi_{\text{CW}} \left[\sqrt{1 - v_0^2} \tanh \left(\sqrt{1 - v_0^2} (x - x_0) \right) + i v_0 \right], \quad (54)$$

where v_0 and x_0 determine the initial velocity and position of the dark soliton.

In Fig. 5, we plot simulated pictures of the interaction of the dark soliton with the \mathcal{PT} dipole for parameter values indicated in the caption to the figure. Similar to bright solitons considered above, the dark soliton is either transmitted or reflected. In panel (b) of Fig. 5, an additional weaker reflected dark soliton emerges, as a result of the interaction, in addition to the main passing soliton. Another particular result is seen in panel (d), where the reflected feature, observed at $x < 0$, is not a soliton but a shelf, propagating with the speed determined by the background amplitude (the generation of shelves by dark solitons was considered in Ref. [42]).

The analytical approximation for the dark-soliton dynamics, based on equations (40)-(41) for variables $\kappa(Z)$ and $\zeta(Z)$, was derived in the framework of the adiabatic approach, which does not take into regard the

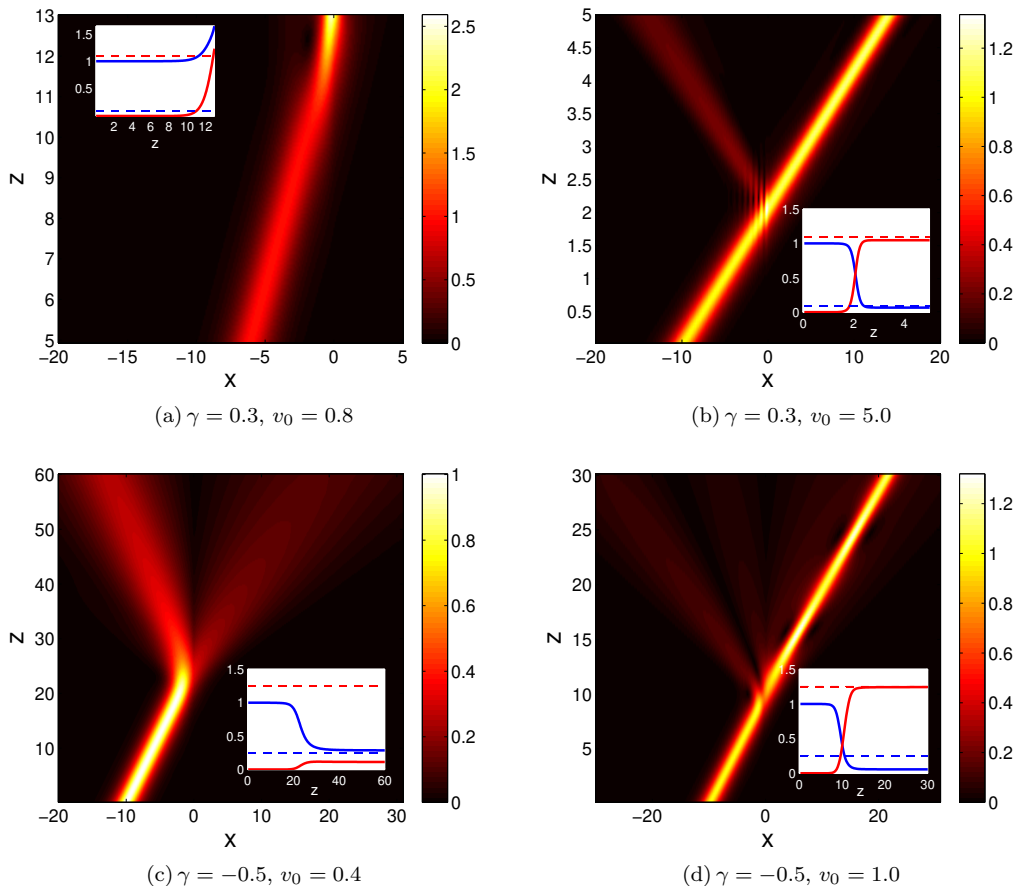


FIG. 2: (Color online) Examples of the trapping and blowup (a), and transmission (b), of the incident bright soliton by the \mathcal{PT} -symmetric dipole with $\gamma = 0.3$ and $\epsilon = 0$. In panels (c) and (d), the incident soliton bounces back from the dipole, or passes it, respectively, for $\gamma = -0.5$ and $\epsilon = 0$. Shown is the distribution of $|\psi(x, z)|$. Similar to Fig. 1, the insets present the evolution of the scaled transmission and reflection powers, and compare their asymptotic values to the respective coefficients for the plane waves.

generation of the additional dark soliton or non-soliton shelf, hence this approximation cannot describe the observed phenomenology well enough. Nevertheless, predictions of the analysis may qualitatively explain some features of the dynamics revealed by numerical simulations. For the sake of the comparison, obtaining coordinate ζ from simulation results of Eq. (1) is straightforward, while amplitude κ can be identified as $\kappa(z) = \text{sign}(x_0) \sqrt{(1 - |\psi(x = \zeta, z)|^2)/2}$. Note also that our analytical approximation is derived under the assumption $|v_0| \sim 1$. In that regard, our approximation should only be compared with dynamics in panels (b) and (d). In particular, in the case shown in Fig. 5(b), the approximation correctly predicts that the incident dark soliton would pass through the \mathcal{PT} dipole, although there is a discrepancy in approximating the phase shift of the soliton after interaction – most plausibly, caused by the fact that the adiabatic approximation cannot take into account the generation of the additional reflected soliton, in this case. Nevertheless, the approximation correctly predicts that the soliton accelerates in the vicinity of the

dipole.

IV. CONCLUSION

We have studied the dynamics of bright and dark solitons in the model based on the focusing and defocusing NLS equations with an embedded defect in the form of the \mathcal{PT} -symmetric dipole, combined with a local repulsive or attractive potential. The scattering problem for plane waves and broad incident packets was considered too in the framework of the linear version of the model. The numerical study for the focusing nonlinearity has produced threshold values of the velocity of the incident bright soliton above which it passes the local defect. For the defocusing nonlinearity, the interaction of dark solitons with the defect is studied in the numerical form too. Parallel to the simulations, we have developed analytical approximations for both cases. For the bright solitons, the adiabatic quasi-particle approximation yields accurate results in the case when the repulsive

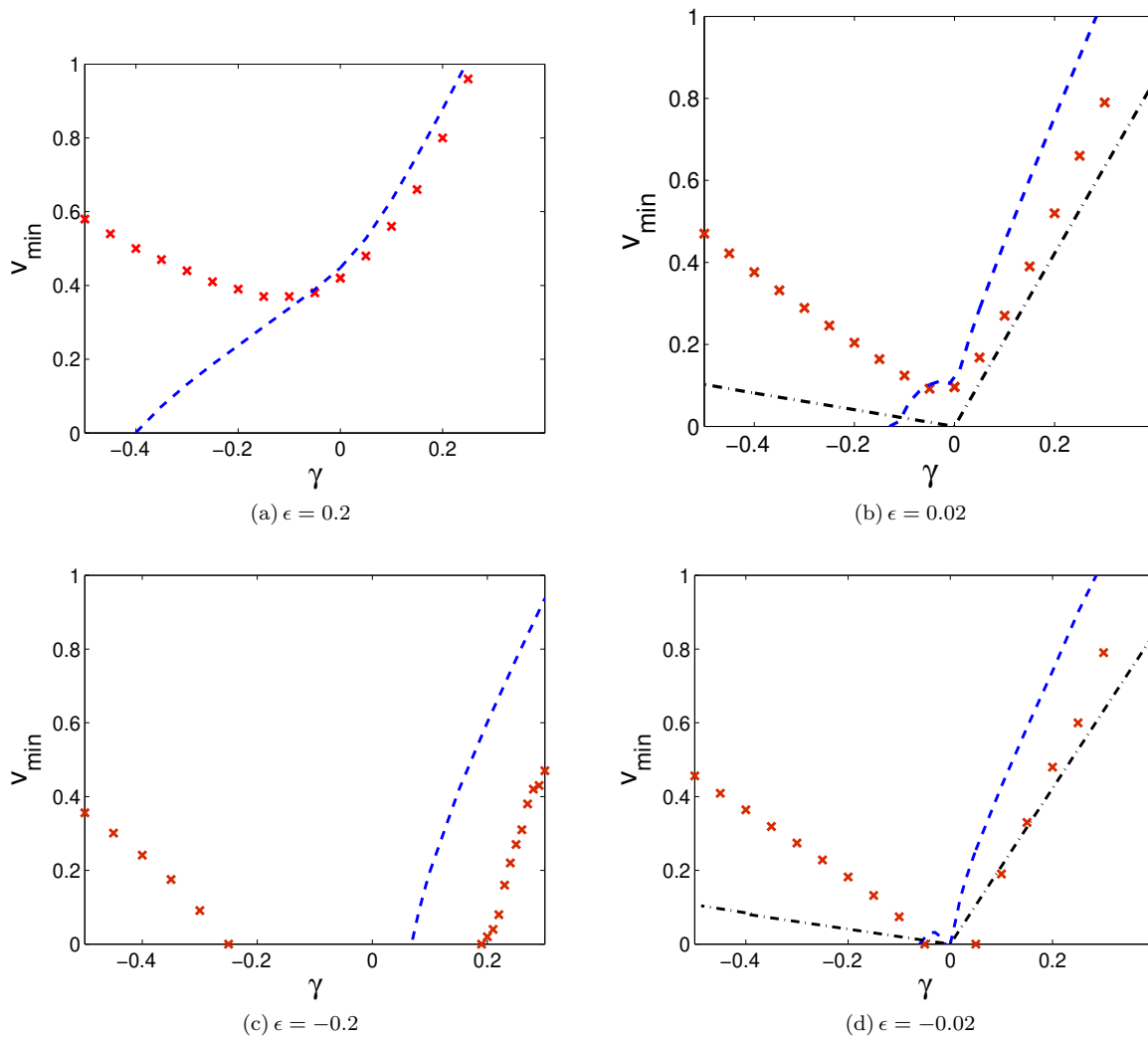


FIG. 3: (Color online) The minimum velocity necessary for the transmission of the soliton past the \mathcal{PT} dipole, which includes the local potential, as per Eq. (2). The crosses and dashed lines represent, respectively, results of the direct simulations of Eq. (1), and the approximation produced by a numerical solution of Eqs. (23) and (25). For small ϵ in panels (b) and (d), the approximation corresponding to Eqs. (23) and (30) is additionally plotted by the dashed-dotted line.

potential is stronger than the gain-and-loss component of the defect. For the negligibly weak local potential, the analytical consideration goes beyond the limit of the adiabatic approximation, taking into regard the intrinsic chirp of the soliton. The respective semi-analytical results predict the threshold velocity in a reasonably accurate form too. For the dark solitons, the approximation qualitatively explains the transmission, acceleration and deceleration of the incident soliton. In addition,

the exact solution for the dark soliton pinned by the \mathcal{PT} -symmetric defect was found too.

Acknowledgement

WH and HS thank the School of Mathematical Sciences, University of Nottingham, for a Summer Research Bursary (June–September 2013).

-
- [1] N. N. Rosanov, *Spatial Hysteresis and Optical Patterns* (Springer: New York, 2002); C. O. Weiss and Ye. Lari-onova, Rep. Prog. Phys. **70**, 255 (2007).
 - [2] N. R. Pereira and L. Stenflo, Phys. Fluids **20**, 1733

- (1977).
- [3] B. A. Malomed and H. G. Winful, Phys. Rev. E **53**, 5365 (1996).
- [4] A. Marini, D. V. Skryabin, and B. A. Malomed, Opt.

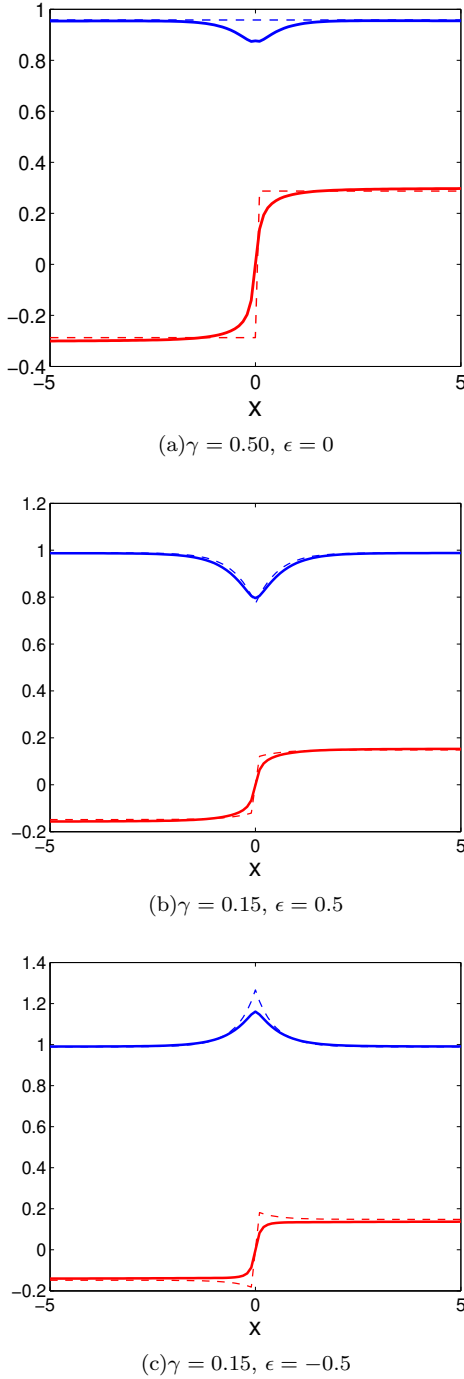


FIG. 4: (Color online) (a) The numerically generated CW ground state produced by Eq. (31) in the absence of the dark soliton. Real and imaginary parts of the solution are shown by solid lines. The dashed lines represent the analytical solution, which reduces to the phase jump (6) in the case of $\epsilon = 0$. (b-c) The same as panel (a), but for nonvanishing ϵ as indicated. Here, $\mu = 1$.

- Exp. **19**, 6616 (2011); C. Milián, D. E. Ceballos-Herrera, D. V. Skryabin, and A. Ferrando, *Opt. Lett.* **37**, 4221 (2012); Y. Xue, F. Ye, D. Mihalache, N. C. Panoiu³, and X. Chen, *Laser Phot. Rev.* **8**, L52 (2014).
- [5] P. V. Paulau, D. Gomila, P. Colet, N. A. Loiko, N. N. Rosanov, T. Ackemann, and W. J. Firth, *Opt. Exp.* **18**, 8859 (2010); P. V. Paulau, D. Gomila, P. Colet, B. A. Malomed, and W. J. Firth, *Phys. Rev. E* **84**, 036213 (2011).
- [6] B. A. Malomed, *Chaos* **17**, 037117 (2007).
- [7] B. A. Malomed, *Physica D* **29**, 155 (1987); S. Fauve and O. Thual, *Phys. Rev. Lett.* **64**, 282 (1990).
- [8] Y. S. Kivshar and G. P. Agrawal, *Optical Solitons: From Fibers to Photonic Crystals* (Academic Press, San Diego, 2003).
- [9] C. M. Bender and S. Boettcher, *Phys. Rev. Lett.* **80**, 5243 (1998); C. M. Bender, D. C. Brody, and H. F. Jones, *ibid.* **89**, 270401 (2002); C. M. Bender, *Rep. Prog. Phys.* **70**, 947 (2007).
- [10] A. Mostafazadeh, *J. Phys. A: Math. Gen.* **36**, 7081(2003); H. F. Jones, *ibid.* **38**, 1741 (2005).
- [11] S. Longhi, *Appl. Phys. B* **104**, 453 (2011).
- [12] A. Ruschhaupt, F. Delgado and J. G. Muga, *J. Phys. A: Math. Gen.* **38**, L171 (2005); R. El-Ganainy, K. G. Makris, D. N. Christodoulides, and Z. H. Musslimani, *Opt. Lett.* **32**, 2632 (2007); M. V. Berry, *J. Phys. A: Math. Theor.* **41**, 244007 (2008); S. Klaiman, U. Gunther, and N. Moiseyev, *Phys. Rev. Lett.* **101**, 080402 (2008); S. Longhi, *Phys. Rev. Lett.* **103**, 123601 (2009); S. Longhi, *Phys. Rev. A* **82**, 031801(R) (2010); H. Ramezani, D. N. Christodoulides, V. Kovanis, I. Vitebskiy, and T. Kottos, *Phys. Rev. Lett.* **109**, 033902 (2012); M.-A. Miri, A. Regensburger, U. Peschel, and D. N. Christodoulides, *Phys. Rev. A* **86**, 023807 (2012).
- [13] A. Guo, G. J. Salamo, D. Duchesne, R. Morandotti, M. Volatier-Ravat, V. Aimez, G. A. Siviloglou, and D. N. Christodoulides, *Phys. Rev. Lett.* **103**, 093902 (2009); C. E. Rüter, K. G. Makris, R. El-Ganainy, D. N. Christodoulides, M. Segev, and D. Kip, *Nature Phys.* **6**, 192 (2010); A. Regensburger, C. Bersch, M.-A. Miri, G. Onishchukov, D. N. Christodoulides, and U. Peschel, *Nature* **488**, 167 (2012).
- [14] K. G. Makris, R. El-Ganainy, D. N. Christodoulides, and Z. H. Musslimani, *Int. J. Theor. Phys.* **50**, 1019 (2011).
- [15] H. Cartarius and G. Wunner, *Phys. Rev. A* **86**, 013612 (2012).
- [16] Z. H. Musslimani, K. G. Makris, R. El-Ganainy, and D. N. Christodoulides, *Phys. Rev. Lett.* **100**, 030402 (2008); F. Kh. Abdullaev, Y. V. Kartashov, V. V. Konotop, and D. A. Zezyulin, *Phys. Rev. A* **83**, 041805(R) (2011); Z. Shi, X. Jiang, X. Zhu, and H. Li, *ibid.* **84**, 053855 (2011); X. Zhu, H. Wang, L.-X. Zheng, H. Li, and Y.-J. He, *Opt. Lett.* **36**, 2680 (2011); J. Zeng and Y. Lan, *Phys. Rev. E* **85**, 047601 (2012); M.-A. Miri, A. B. Aceves, T. Kottos, V. Kovanis, and D. N. Christodoulides, *Phys. Rev. A* **86**, 033801 (2012); Y. He, X. Zhu, D. Mihalache, J. Liu, and Z. Chen, *Opt. Commun.* **285**, 3320 (2012); C. Li, H. Liu, and L. Dong, *Opt. Exp.* **20**, 16823 (2012); A. Khare, S. M. Al-Marzoug, and H. Bahlouli, *Phys. Lett. A* **376**, 2880 (2012).
- [17] R. Driben and B. A. Malomed, *Opt. Lett.* **36**, 4323 (2011); N. V. Alexeeva, I. V. Barashenkov, A. A. Sukhorukov, and Y. S. Kivshar, *Phys. Rev. A* **85**, 063837 (2012).

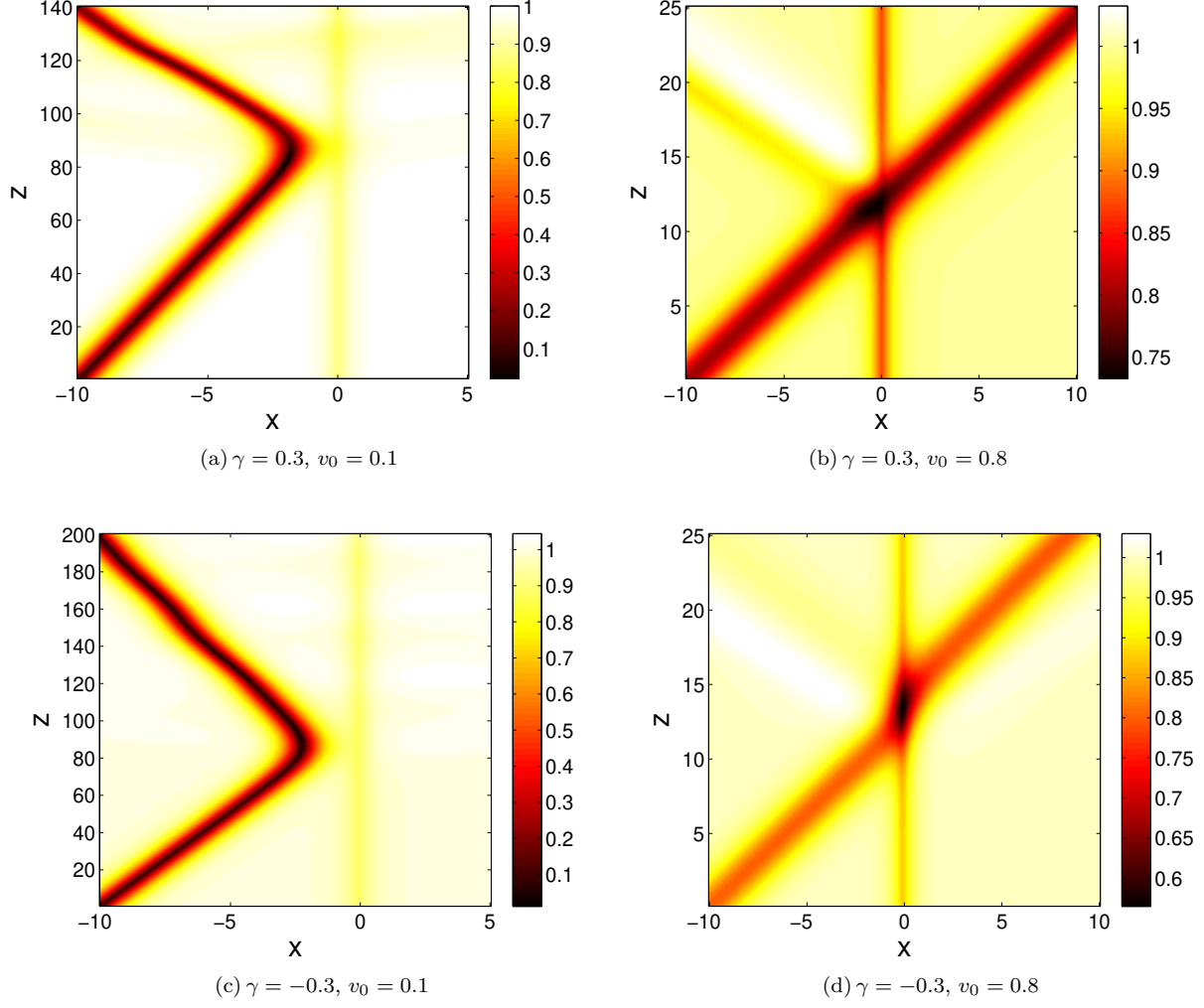


FIG. 5: (Color online) The interaction of dark solitons with the \mathcal{PT} -symmetric dipole at values of the parameters indicated in the panels, and $\epsilon = 0$. Shown is the top view of the intensity distribution, $|\psi(x, z)|$.

- [18] D. A. Zezyulin, Y. V. Kartashov, and V. V. Konotop, EPL **96**, 64003 (2011); S. Nixon, L. Ge, and J. Yang, Phys. Rev. A **85**, 023822 (2012).
- [19] Z. Lin, H. Ramezani, T. Eichelkraut, T. Kottos, H. Cao, and D. N. Christodoulides, Phys. Rev. Lett. **106**, 213901 (2011).
- [20] L. Feng, Y.-L. Xu, W. S. Fegadolli, M.-H. Lu, J. E. B. Oliveira, V. R. Almeida, Y.-F. Chen, and A. Scherer, Nature Mat. **12**, 108 (2013).
- [21] S. V. Dmitriev, S. V. Suchkov, A. A. Sukhorukov, and Yu. S. Kivshar, Phys. Rev. A **84**, 013833 (2011).
- [22] J. D'Ambroise, P. G. Kevrekidis and S. Lepri, J. Phys. A: Math. Theor. **45**, 444012 (2012).
- [23] U. Al Khawaja, S. M. Al-Marzoug, H. Bahlouli, and Y. S. Kivshar, Phys. Rev. A **88**, 023830 (2013).
- [24] S. Savoia, G. Castaldi, V. Galdi, A. Alu, N. Engheta, Phys. Rev. B **89**, 085105 (2014).
- [25] T. Mayteevarunyoo, B. A. Malomed, and A. Reksabutr, Phys. Rev. E **88**, 022919 (2013).
- [26] Y. S. Kivshar and B. A. Malomed, Rev. Mod. Phys. **61**, 763 (1989).
- [27] A. Hasegawa and Y. Kodama, *Solitons in optical communications* (Clarendon Press, Oxford, 1995).
- [28] Yu. S. Kivshar and B. Luther-Davies, Phys. Rep. **298**, 81 (1998).
- [29] D. J. Frantzeskakis, J. Phys. A **43**, 213001 (2010).
- [30] D. Anderson, Phys. Rev. A **27**, 3135 (1983); D. Anderson, M. Lisak and T. Reichel, J. Opt. Soc. Am. B **5**, 207 (1988); B. A. Malomed, Progr. Optics **43**, 71 (E. Wolf, editor: North Holland, Amsterdam, 2002).
- [31] Th. Busch and J. R. Anglin, Phys. Rev. Lett. **84**, 2298 (2000).
- [32] D. J. Frantzeskakis, G. Theocharis, F. K. Diakonos, P. Schmelcher, and Y. S. Kivshar, Phys. Rev. A **66**, 053608 (2002).
- [33] V. V. Konotop and L. Pitaevskii, Phys. Rev. Lett. **93**, 240403 (2004).
- [34] D. E. Pelinovsky and P. G. Kevrekidis, Z. Angew. Math. Phys. **59**, 559 (2008).
- [35] Yu. S. Kivshar and X. Yang, Phys. Rev. E **49**, 1657 (1994).
- [36] Yu. S. Kivshar and W. Królkowski, Opt. Commun. **114**,

- 353 (1995).
- [37] D. J. Frantzeskakis, N. P. Proukakis, and P. G. Kevrekidis, Phys. Rev. A **70**, 015601 (2004).
 - [38] B. A. Malomed, Physica D **32**, 393 (1988).
 - [39] H. Sakaguchi and M. Tamura, J. Phys. Soc. Jpn. **73**, 503 (2004).
 - [40] H. Li, Z. Shi, X. Jiang, and X. Zhu, Opt. Lett. **36**, 3290 (2011).
 - [41] V. Achilleos, P. G. Kevrekidis, D. J. Frantzeskakis, and R. Carretero-González, Phys. Rev. A **86**, 013808 (2012).
 - [42] M. J. Ablowitz, S. D. Nixon, T. P. Horikis and D. J. Frantzeskakis, Proc. R. Soc. A **467**, 2597 (2011).

