

Bernard Derrida · Martin Retaux

The depinning transition in presence of disorder: a toy model

Received: date / Accepted: date

Abstract We introduce a toy model, which represents a simplified version of the problem of the depinning transition in the limit of strong disorder. This toy model can be formulated as a simple renormalization transformation for the probability distribution of a single real variable. For this toy model, the critical line is known exactly in one particular case and it can be calculated perturbatively in the general case. One can also show that, at the transition, there is no strong disorder fixed distribution accessible by renormalization. Instead, both our numerical and analytic approaches indicate a transition of infinite order (of the Berezinskii-Kosterlitz-Thouless type). We give numerical evidence that this infinite order transition persists for the problem of the depinning transition with disorder on the hierarchical lattice.

PACS 05 , 05.10Cc , 05.70Jh

September 4, 2018

The depinning transition in presence of impurities [2, 18, 21, 25, 31, 38, 46, 47, 50] (in the version of the Poland Scheraga (PS) model with uncorrelated disorder) is one of the simplest problems for which the effect of disorder, at a phase transition, is non trivial.

Though the problem is very simple to formulate and despite all the progress done over the last 30 years [26], many basic questions on the precise location of the critical surface or on the nature of the depinning transition when disorder is relevant are still debated.

B. Derrida · M. Retaux
Laboratoire de Physique Statistique,
École Normale Supérieure, Université Pierre et Marie Curie, Université Denis Diderot, CNRS
24, rue Lhomond, 75231 Paris Cedex 05 - France
E-mail: derrida@lps.ens.fr · E-mail: martin.retaux@ens.fr

Several authors have studied a simplified version of the problem, by considering the depinning problem on a hierarchical lattice [18, 30, 47, 50], but in this case too, the same basic questions remain hard to answer.

Here we try to look at an even simpler problem, a toy model, which resembles the depinning problem on the hierarchical lattice in the limit of strong disorder. Our toy model can be formulated as a very simple renormalization transformation for a probability distribution of a single variable. Our main result is that, in contrast to usual critical phenomena, the transition is not characterized by a critical fixed distribution. Instead, the transition is of infinite order (of the Berezinskii-Kosterlitz-Thouless type [37]).

This article is organized as follows. First, in order to show the connection between our toy model and the depinning problem, we make in section 1 a short review on past results on the Poland-Scheraga model with disorder and on its simplified version on the hierarchical lattice. Then, in section 2, we present several numerical results on the location of the transition and on the nature of the critical behaviour of our toy model. In section 3, we explain how the infinite order transition can be understood analytically. This is confirmed by the absence of fixed critical distributions. We also show how to characterize the critical manifold perturbatively. Lastly in section 4, we present some numerical results which indicate that the hierarchical model and our toy model have similar critical behaviors, namely an infinite order transition.

1 From the Poland Scheraga model with disorder to our toy model

1. *The Poland Scheraga model in presence of disorder*

The Poland Scheraga model [48] is a model for the denaturation of the DNA molecule (the transition from a double strand molecule into two single strands) or for the depinning transition of a line from a substrate. In the Poland Scheraga model, one represents the two strands of DNA as in figure 1. There is a binding energy ε_i when the two strands are in contact at position i . In addition there is an entropy factor ω_l for each loop of length l between two consecutive contacts (a loop of length l corresponds to $l - 1$ consecutive unpaired bases). The partition function Z_L of a molecule of length L is then given by

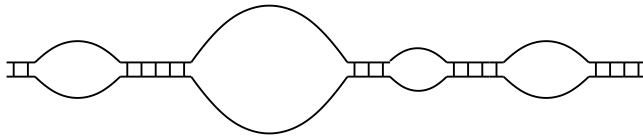


Fig. 1 In the Poland Scheraga model there is an energy for each pair of bases in contact and an entropy factor (1) for each loop of unpaired bases.

$$Z_L = \sum_{k \geq 2} \sum_{1 < i_2 < i_3 \dots < i_{k-1} < L} \omega(i_2 - i_1) \dots \omega(i_k - i_{k-1}) \exp \left[-\frac{\varepsilon_{i_1} + \varepsilon_{i_2} + \dots + \varepsilon_{i_k}}{T} \right]$$

where, in the sum, k is the number of contacts, i_1, \dots, i_k are the positions of the contacts (we have chosen here to impose contacts at positions 1 and L so that $i_1 = 1$ and $i_k = L$). In the disordered version of the model, the ε_i 's are quenched i.i.d. random variables.

In the Poland Scheraga model it is well known [19, 35, 48, 49] that the nature of the transition depends on the large l behavior of $\omega(l)$. Usually one chooses a large l dependence of the form

$$\omega(l) \sim \frac{s^l}{l^c} . \quad (1)$$

where s and c are two parameters ($l \log s$ is the extensive part of the entropy of a large loop of size l while the critical behavior at the transition depends [19, 35, 48, 49] on the parameter c).

Depending on the large L behavior of $\log Z_L$, the system is either in the unpinned or in the pinned phase

$$\lim_{L \rightarrow \infty} \frac{\langle \log Z_L \rangle}{L} = \log s \quad \text{in the unpinned phase}$$

$$\lim_{L \rightarrow \infty} \frac{\langle \log Z_L \rangle}{L} > \log s \quad \text{in the pinned phase}$$

where $\langle \cdot \rangle$ denotes an average over the disorder (i.e. over the random energies ε_i) and the simplest questions one may ask about of the denaturation transition are:

- Where is the precise location of the transition temperature T_c which separates these two phases ?
- How does the difference $\log Z_L/L - \log s$ vanish as $T \rightarrow T_c$?

In the pure case, i.e. when all the ε_i are equal, these questions have well known answers [19, 35, 48, 49] and it is known that there is a phase transition (for attractive energies, i.e. for negative ε) whenever $c > 1$. For $1 < c < 2$ the transition is second order with an exponent ν which varies continuously with c while for $c > 2$, it becomes first order

$$\lim_{L \rightarrow \infty} \frac{\log Z_L}{L} - \log s \sim (T_c^{\text{pure}} - T)^\nu \quad \text{with} \quad \begin{cases} \nu = 1/(c-1) & \text{for } 1 < c < 2 \\ \nu = 1 & \text{for } c > 2 . \end{cases}$$

In this pure case, let us define u_c^{pure} by

$$u_c^{\text{pure}} = \exp \left[-\frac{\varepsilon}{T_c^{\text{pure}}} \right]$$

which will be useful below.

In the random case, that is when the ε_i are i.i.d. random variables, there is still a transition for $c > 1$ but, for a general distribution of the energies ε_i , the

transition temperature T_c^{quench} is not known and the nature of the transition is still debated. In this random case one can however calculate the annealed partition function $\langle Z_L \rangle$ (where as above $\langle \cdot \rangle$ is an average over the ε_i 's) and show that that it undergoes a transition at a temperature T_c^{annealed} given by

$$\left\langle \exp \left[-\frac{\varepsilon_i}{T_c^{\text{annealed}}} \right] \right\rangle = u_c^{\text{pure}}.$$

Using then Jensen's inequality one has [13] that $\langle \log Z_L \rangle \leq \log \langle Z_L \rangle$ and therefore

$$T_c^{\text{quenched}} \leq T_c^{\text{annealed}}. \quad (2)$$

Since the mid seventies, one knows after the work of Harris [33] under what condition the critical behavior of a pure system is modified by a weak amount of disorder. For the depinning transition the Harris criterion predicts that disorder is irrelevant when $c < 3/2$, (meaning that a weak enough disorder should not change the critical behavior at the transition) while it is relevant for $c > 3/2$.

For $1 < c < 3/2$ these predictions have been confirmed rigorously: it has even been shown that for a weak enough disorder (i.e. if the distribution of the ε_i 's is narrow enough) the quenched and the annealed models have the same transition temperature [2,40,51] (and (2) becomes an equality) and the same critical behavior near the transition [28,40]. When the distribution of the ε_i 's is broader, one expects (2) to become a strict inequality [11,51,52] and the nature of the transition remains debated [6,7,36,38,50].

For $3/2 < c$, the relevance of disorder has also been confirmed [17,27,29]. Then, even for a narrow distribution of the ε_i 's, the inequality (2) is strict and the nature of the transition is still debated (as for a broad enough distribution when $c < 3/2$). One however has bounds for the difference $T_c^{\text{annealed}} - T_c^{\text{quenched}}$ when disorder is small [3,4,52]. One also knows that for all values of $c > 1$ the transition is smooth [31,32,1].

The case $c = 3/2$ has been the most difficult to analyse, as it is the case where, according to the Harris criterion, a weak disorder is marginal and it has been debated for years whether disorder was marginally relevant with $T_c^{\text{annealed}} \neq T_c^{\text{quenched}}$ or irrelevant with $T_c^{\text{annealed}} = T_c^{\text{quenched}}$ [9,10,18,21,22,23,45]. The problem has finally been settled [27,29] and the weak disorder behavior of the difference $T_c^{\text{annealed}} - T_c^{\text{quenched}}$ has been estimated [18,27,29].

In conclusion for the Poland Scheraga model, with strong enough disorder when $c < 3/2$ or with arbitrary disorder when $c \geq 3/2$, the precise location of T_c^{quenched} and the critical behavior as $T \rightarrow T_c^{\text{quenched}}$ remain debated questions. In particular one does not know how the critical behavior depends on c if it does at all.

2. The Hierarchical lattice

In order to gain some insight on the previous problem, several authors have studied a simpler version of the problem: the depinning transition on a hierarchical lattice. On such a lattice the problem can be formulated as follows: the partition Z_n of an interface of length $L_n = 2^n$ can be calculated (up to a trivial normalization factor) by the following recursion relation [8, 18, 30, 39, 41, 47, 50]

$$Z_n = \frac{Z_{n-1}^{(1)} Z_{n-1}^{(2)} + b - 1}{b} . \quad (3)$$

In (3) $Z_{n-1}^{(1)}$ and $Z_{n-1}^{(2)}$ are two independent realizations of the partition function of an interface of length 2^{n-1} and b is a parameter which characterizes the lattice.

As for the Poland Scheraga model, the pinned and the unpinned phases are defined by

$$\begin{aligned} \lim_{n \rightarrow \infty} \frac{\langle \log Z_n \rangle}{2^n} &= 0 \quad \text{in the unpinned phase} \\ \lim_{n \rightarrow \infty} \frac{\langle \log Z_n \rangle}{2^n} &> 0 \quad \text{in the pinned phase} . \end{aligned}$$

To make the connection with the Poland Scheraga model, each partition function Z_0 (which corresponds to a strand of length $2^0 = 1$) is randomly distributed according to a given distribution $P_0(Z)$ or equivalently one can write

$$Z_0 = \exp\left(-\frac{\varepsilon}{T}\right)$$

where each energy ε is chosen according to a given distribution $\rho(\varepsilon)$.

In the pure case, i.e. when $P_0(Z)$ is delta distributed, the critical value of Z_0 is given by the unstable fixed point of the map $Z \rightarrow (Z^2 + b - 1)/b$

$$Z_0^{\text{critical}} = \begin{cases} 1 & \text{for } 1 < b < 2 \\ b - 1 & \text{for } 2 < b \end{cases}$$

and the critical behavior is given by

$$\lim_{n \rightarrow \infty} \frac{\log Z_n}{2^n} \sim (Z_0 - Z_0^{\text{critical}})^{\nu} \quad \text{with} \quad \begin{cases} \nu = \log 2 / \log(2/b) & \text{for } 1 < b < 2 \\ \nu = \log 2 / \log(\frac{2(b-1)}{b}) & \text{for } b > 2. \end{cases} \quad (4)$$

So in the pure case the transition is always second order, but the exponent varies with b . Thus b plays a role similar to the parameter c in the Poland Scheraga model.

In the random case, the Harris criterion tells us [18] that disorder is irrelevant for $\sqrt{2} < b < 2 + \sqrt{2}$ while it is relevant for $1 < b < \sqrt{2}$ and for $b > 2 + \sqrt{2}$; When disorder is irrelevant, very much like in the PS model, the quenched and the annealed models have the same transition point and the same critical behavior when $P_0(Z)$ is narrow enough.

When disorder is relevant, or when disorder is irrelevant but strong enough, the main results established so far are similar to those of the Poland Scheraga model: the annealed and the quenched models have different transition temperatures, the transition is smooth [42] and for $b = \sqrt{2}$ and $b = 2 + \sqrt{2}$, disorder is marginally relevant [30, 39, 41]. The precise position of the transition in the quenched case is not known (only bounds are known [42]) and the nature of the transition is still debated [18, 47, 50].

One can remark that the recursion (3) is invariant under the transformation $\{b, Z\} \rightarrow \{b' = b/(b-1), Z' = Z/(b-1)\}$. It is therefore sufficient to consider the range

$$1 < b < 2 .$$

It is easy to check that if $Z_{n-1}^{(1)}$ and $Z_{n-1}^{(2)}$ are both larger than $b-1$, then the recursion (3) gives $Z_n > b-1$.

In terms of the free energy $X = \log Z$, the recursion (3) becomes

$$X_n = X_{n-1}^{(1)} + X_{n-1}^{(2)} + \log \left(\frac{1 + (b-1)e^{-X_{n-1}^{(1)} - X_{n-1}^{(2)}}}{b} \right) \quad (5)$$

and the range $X_n > \log(b-1)$ is stable under the recursion. For b close to 1 we see that the third term in the r.h.s. of (5) is essentially 0 except when the sum $X_{n-1}^{(1)} + X_{n-1}^{(2)}$ is close to or less than $\log(b-1)$.

3. The toy model studied in the present paper

Our toy model is a simplified version of recursion (5):

$$X_n = \max \left[X_{n-1}^{(1)} + X_{n-1}^{(2)}, -a \right] \quad (6)$$

where a is a fixed positive number (which plays the role of $-\log(b-1)$ in (5)). As in (5), the range $X > -a$ is stable and at each step one essentially adds two independent variables $X_{n-1}^{(1)}$ and $X_{n-1}^{(2)}$ except when the sum is close to or less than the boundary value $-a$ (see figure 2).

The question is as before: given an initial distribution $P_0(X)$ of X_0 , what is the large n limit of the free energy

$$F_\infty = \lim_{n \rightarrow \infty} \frac{\langle X_n \rangle}{2^n} .$$

In this toy model the two phases can be identified by

$$\begin{aligned} F_\infty &= 0 && \text{in the unpinned phase} \\ F_\infty &> 0 && \text{in the pinned phase} \end{aligned} \quad (7)$$

and by varying the initial distribution $P_0(X)$ one can observe a transition between these two phases.

In the pure case, that is when the initial distribution is a delta function

$$P_0(X) = \delta(X - \mu) ,$$

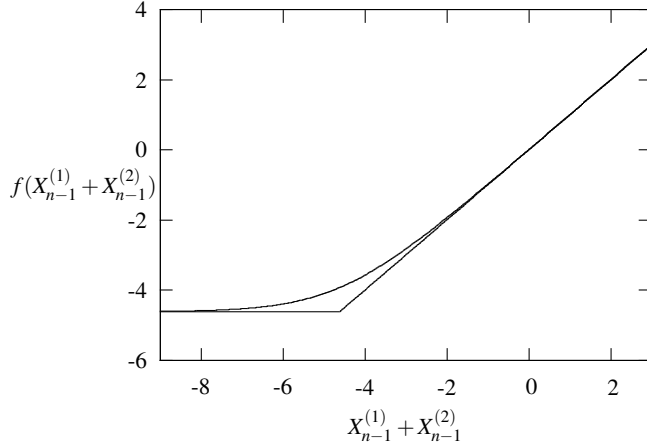


Fig. 2 The right hand side of (5) and of (6) are plotted versus $X_{n-1}^{(1)} + X_{n-1}^{(2)}$ in the case $b = 1.01$ when $a = -\log(b-1)$.

it is easy to see that the transition is first order:

$$\begin{aligned} F_\infty &= 0 & \text{for } \mu &\leq 0 \\ &= \mu & \mu &\geq 0. \end{aligned}$$

(the transition is first order at $\mu = 0$ because $dF_\infty/d\mu$ is discontinuous).

In the random case imagine that (for $a > 1$) the initial distribution depends on a parameter λ as in the following example

$$P_0(X) = (1 - \lambda)\delta(X + 1) + \lambda\delta(X - 1). \quad (8)$$

By varying the parameter λ one can observe a transition from the pinned phase to the unpinned phase.

In the example (8), for $\lambda = 1$, it is obvious that $\langle X_n \rangle = 2^n$ and so $\lambda = 1$ belongs to the pinned phase (7). For $\lambda = 0$ it is also obvious that $-a \leq \langle X_n \rangle < 0$ and so $\lambda = 0$ belongs to the unpinned phase (7). As $\langle X_n \rangle$ increases with λ , the phase transition should occur at some critical value λ_c .

One can obtain a sequence of upper bounds λ_n for λ_c by looking at the value λ_n such that

$$\langle X_n \rangle_{\lambda_n} = 0. \quad (9)$$

To see that λ_n defined by (9) is an upper bound of λ_c one can use the fact that

$$\langle X_n \rangle_\lambda = \left\langle \max \left[X_{n-1}^{(1)} + X_{n-1}^{(2)}, -a \right] \right\rangle_\lambda \geq 2 \langle X_{n-1} \rangle_\lambda.$$

Since $\langle X_n \rangle_\lambda$ is a continuous function of λ , and as soon as $\langle X_n \rangle_\lambda > 0$, one has

$$F_\infty \geq \frac{\langle X_n \rangle_\lambda}{2^n} > 0.$$

We are going to see that one signature of the infinite order transition is that the upper bounds λ_n defined in (9) satisfy for large n

$$\lambda_n - \lambda_c = O\left(\frac{1}{n^2}\right). \quad (10)$$

To relate (10) to the infinite order transition, one can use the following argument: from (6) one can easily show that

$$2\langle X_{n-1} \rangle_\lambda \leq \langle X_n \rangle_\lambda \leq 2\langle X_{n-1} \rangle_\lambda + a$$

(we have seen that the range $X \geq -a$ is stable and the second inequality follows from the fact that $X_{n-1} \geq -a$). Therefore if $\langle X_n \rangle_\lambda = y$, for some positive y , one has

$$2^m y \leq \langle X_{n+m} \rangle_\lambda \leq 2^m y + (2^m - 1)a$$

and one can be sure that

$$\langle X_n \rangle_\lambda = y \quad \Rightarrow \quad \frac{y}{2^n} \leq F_\infty \leq \frac{y+a}{2^n}. \quad (11)$$

If one defines $\mu_n(y)$ as the value of λ such that

$$\langle X_n \rangle_{\mu_n(y)} = y \quad (12)$$

and if, as in (10), one has

$$\mu_n(y) - \lambda_c \sim \frac{A}{n^2}, \quad (13)$$

and from (11) one gets

$$F_\infty(\mu_n(y)) \sim \exp\left(-\frac{\sqrt{A} \log 2}{\sqrt{\mu_n(y) - \lambda_c}}\right).$$

In principle the amplitude A in (13) could depend on y . One can however argue that it does not: for example, for large y , changing y by a factor 2 has the effect of changing n into $n+1$ and this does not change the amplitude A . So for large n one expects (13) to hold with a constant A independent of y (for $y \geq 0$).

This is confirmed in figure 3 where we plot $\mu_n(y)$ defined by (12) versus $1/n^2$ for $y = 0, 1, 10$ in the case $a = 1$ and we see that for large n the data are consistent with (13) and an amplitude A independent of y .

Therefore we expect that as $\lambda \rightarrow \lambda_c$

$$F_\infty(\lambda) \sim \exp\left(-\frac{\sqrt{A} \log 2}{\sqrt{\lambda - \lambda_c}}\right). \quad (14)$$

Remark: One can also find lower bounds for λ_c by noticing that a consequence of (6) is that for any α

$$\langle e^{\alpha X_{n+1}} \rangle \leq \langle e^{\alpha X_n} \rangle^2 + e^{-\alpha a}.$$

Therefore $\lambda \leq \lambda_c$ whenever one can find some $\alpha > 0$ for which $\langle e^{\alpha X_n} \rangle \leq \frac{1+\sqrt{1-4e^{-\alpha a}}}{2}$. This kind of lower bound is in the spirit of those obtained from estimates of non-integer moments of the partition function in disordered systems [17].

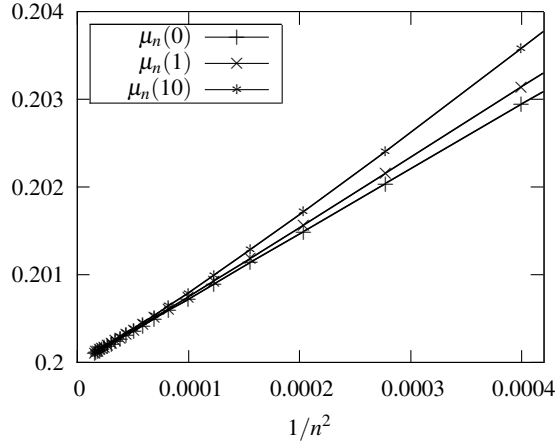


Fig. 3 Values of $\mu_n(y)$ solutions of (12) for $y = 0, 1$ and 10 . The convergence to λ_c is as predicted in (13) with an amplitude A which seems to be independent of y (in the figure, A is the slope at the origin).

2 Numerical evidence of the infinite order transition

We saw in the previous section that one signature (10) of the infinite order transition (14) is that the upper bounds λ_n (solutions of (9)) converge to λ_c as $1/n^2$. In figure 4 we see clearly this $1/n^2$ convergence when we plot λ_n versus $1/n^2$ for the initial distribution (8).

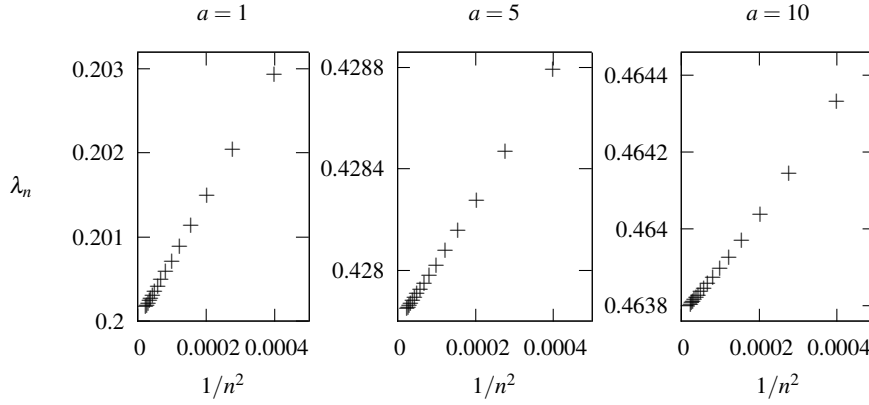


Fig. 4 The upper bounds λ_n obtained by solving (9) for $10 \leq n \leq 200$. One sees clearly the $1/n^2$ convergence which is expected for an infinite order transition of the form (14).

In table 1 we give estimates of the critical values λ_c and of the amplitude A in (10) for several choices of a .

$a =$	1	2	5	10	20	50
$\lambda_c \simeq$.2000	.3333	.4278	.4638	.48182	.4927
$A \simeq$	7	5.2	2.3	1.1	.7	
$a(\lambda_c - 1/2) \simeq$.3	.333	.361	.362	.364	.364

Table 1 The values λ_c are estimated by extrapolating the bounds λ_n obtained by solving (9). The amplitude A is estimated as the slope at the origin of the data of figure 4.

One can notice from the last line of table 1 that, for large a ,

$$\langle X_0 \rangle_{\lambda_c} = 2 \left(\lambda_c - \frac{1}{2} \right) \sim \frac{.36}{a}. \quad (15)$$

In the appendix A we give a general argument for this $1/a$ dependence of $\langle X_0 \rangle_{\lambda_c}$.

Another way of visualizing the infinite order transition (14) is to try to plot $1/\log(F_\infty)^2$ as a function of λ . If (14) is valid one should observe a linear crossing with the real axis. In figure 5 we plot $1/\log[\langle X_n \rangle/2^n]^2$ versus λ for $n = 10, 15, \dots, 60$. The envelope appears to cross the positive real axis with a non-zero slope, at values of λ_c consistent with the estimates of table 1 and the slope $(1/A/\log(2)^2)$ (estimated with the value A of table 1) shown as a thin line seems to be tangent to the envelope as expected from (14).

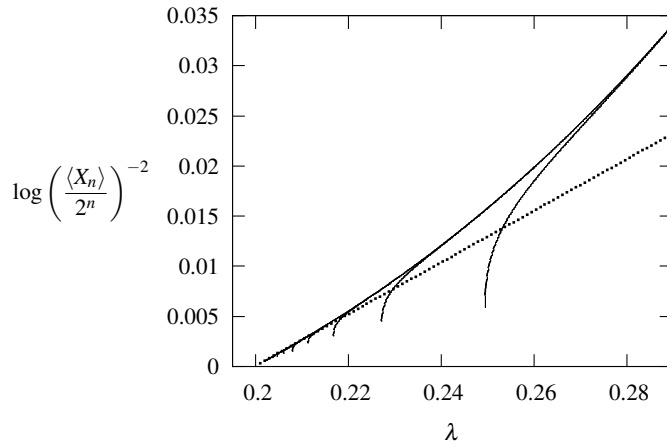


Fig. 5 $[\log(\langle X_n \rangle/2^n)]^{-2}$ versus λ . The envelope seems to vanish linearly as $\lambda \rightarrow \lambda_c$. This is consistent with the infinite order transition (14). The thin dashed line is the linear behaviour expected from (14) with the value A given by the numerical estimates of table 1.

A contrario, a power singularity $F_\infty \sim (\lambda - \lambda_c)^\gamma$ does not seem compatible with our direct calculation of F_∞ : in figure 6 $\log F_\infty$ seems to be nowhere a linear function of $\log(\lambda - \lambda_c)$.

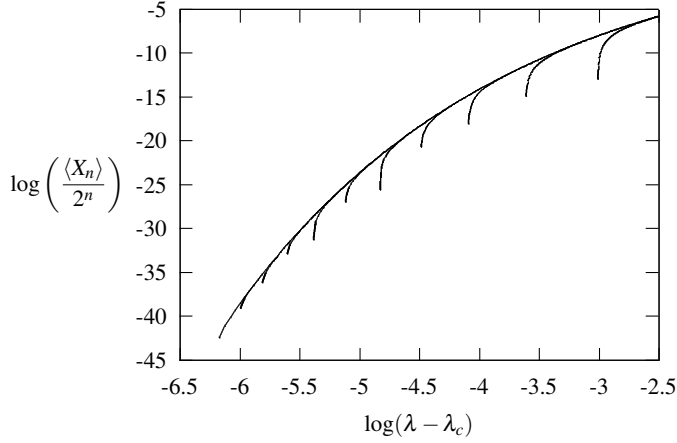


Fig. 6 $\log(\langle X_n \rangle / 2^n)$ versus $\log(\lambda - \lambda_c)$ in the case $a = 1$. The envelope is expected to give F_∞ . There is nowhere evidence of a power law as $\lambda \rightarrow \lambda_c$.

3 Analytic arguments in favour of the infinite order transition

If a is an integer and the initial distribution $P_0(X)$ of X is concentrated on integer values, then the distribution $P_n(X)$ obtained under the renormalization (6) remains concentrated on integers, and is of the form

$$P_n(X) = \sum_{k=-a}^{\infty} p_n^{(k)} \delta(X - k), \quad (16)$$

and the renormalisation transformation (6) reads

$$p_{n+1}^{(k)} = \sum_{q=-a}^{k+a} p_n^{(q)} p_n^{(k-q)} \quad \text{for } k > -a \quad (17)$$

$$p_{n+1}^{(-a)} = \sum_{q_1=-a}^0 \sum_{q_2=-a}^{-a-q_1} p_n^{(q_1)} p_n^{(q_2)}. \quad (18)$$

In terms of the generating function

$$H_n(x) = \int P_n(X) z^{X+a} dX = \sum_{k=-a}^{\infty} p_n^{(k)} z^{k+a} \quad (19)$$

the transformation (17,18) becomes

$$H_{n+1}(z) = \frac{H_n^2(z) - Q_n(z)}{z^a} + Q_n(1) \quad (20)$$

where $Q_n(z)$ is the polynomial of degree $a - 1$ obtained by keeping the first a coefficients of the expansion of $H_n^2(z)$ around $z = 0$:

$$H_n^2(z) = \sum_{k=0}^{\infty} \beta^{(k)} z^k \quad \Rightarrow \quad Q_n(z) = \sum_{k=0}^{a-1} \beta^{(k)} z^k . \quad (21)$$

The unpinned phase corresponds to the fixed point $H(z) = 1$, the pinned phase to the fixed point $H(z) = 0$ and the critical point of the pure case to the fixed point $H(z) = z^a$ of the transformation (20). One can then imagine two possible scenarios for the critical behavior in the strong disorder case:

1. The existence of a new unstable fixed point $H_c(z)$ corresponding to the transition in the strong disorder case: this would imply a critical behavior given by a power law, with an exponent related, as usual in critical phenomena, to the repulsive eigenvalue of the linearised map around the fixed point $H_c(z)$. We will see below that there is no accessible fixed point $H_c(z)$ (here accessible means a fixed distribution with non negative weights on the integers).
2. A transition of infinite order with no critical fixed point, as for example in the renormalization equations (34) below.

3.1 The fixed points of the map (20)

In the case $a = 1$, the map (20) can be written as

$$H_{n+1}(z) = \frac{H_n(z)^2 - H_n(0)^2}{z} + H_n(0)^2 . \quad (22)$$

This map has been studied by Collet, Eckmann, Glaser and Martin [14]. They have shown in particular that there is no other fixed points (accessible when all the $p_n^{(k)} \geq 0$) than $H(z) = 0$, $H(z) = 1$, $H(z) = z$ and that there are no periodic orbits. They also identified the critical manifold given by the condition

$$H_n(2) - 2H'_n(2) = 0 \quad (23)$$

(condition which should be supplemented by the fact that $H_n(z)$ is analytic for $|z| < 2$) which separates the basins of attraction of the two fixed points $H(z) = 0$ (pinned phase) and $H(z) = 1$ (unpinned phase).

For the initial distribution (8), one has $H_0(z) = 1 - \lambda + \lambda z^2$ and the condition (23) gives $\lambda_c = 1/5$ in full agreement with what we saw numerically in section 2.

Another result of [14] is that along the critical manifold (i.e. if $H_0(2) - 2H'_0(2) = 0$ and $H(z)$ is analytic in the disc $|z| < 2$) one has for large n

$$1 - H_n(0) \sim \frac{4}{n^2} . \quad (24)$$

We will recover this large n dependence in our perturbative approach below.

Remark: For $a = 2$ and an initial distribution of the form (8), one has $H_0(z) = (1 - \lambda)z + \lambda z^3$ and $H_1(z) = (1 - \lambda)^2 + 2\lambda(1 - \lambda)z^2 + \lambda^2 z^4$. It is clear that for $n \geq 1$, the distribution $P_n(X)$ is concentrated on even values of X . Therefore the case $a = 2$ with $H_1(z) = (1 - \lambda)^2 + 2\lambda(1 - \lambda)z^2 + \lambda^2 z^4$ is equivalent to the case $a = 1$ with $H_1(z) = (1 - \lambda)^2 + 2\lambda(1 - \lambda)z + \lambda^2 z^2$ for which the transition according to (23) is located at $\lambda_c = 1/3$ in agreement with the estimate of table 1.

For $a \geq 2$ one can show (see appendix B) as in the case $a = 1$ that the only accessible fixed points of the map (20) are $H(z) = 0$ (the pinned phase), $H(z) = 1$ (the unpinned phase) and $H(z) = z^a$ (the critical fixed point of the pure case).

As for the case $a = 1$ the critical fixed point of (20) in the pure case is unstable in presence of disorder: for small ε , one gets from (20)

$$H_n(z) = z^a + \varepsilon h(z) \quad \Rightarrow \quad H_{n+1} \simeq z^a + 2\varepsilon h(z)$$

so that disorder is relevant.

In contrast to the case $a = 1$, the critical manifold, which would generalize (23), is not known.

Remark: When one tries to study the iteration (6) numerically, one has to limit the number of possible values of X_n . One way of doing it is to replace (6) by

$$X_{n+1} = f\left(X_{n-1}^{(1)} + X_{n-1}^{(2)}\right) \quad \text{with} \quad f(X) = \begin{cases} -a & \text{if } X \leq -a \\ X & \text{if } -a \leq X \leq a' \\ a' & \text{if } X > a' \end{cases} \quad (25)$$

where a' is a large positive number. Thus a' plays the role of a cut-off for large values of X . One can show (see Appendix C) that as long as a' is finite there exists an (accessible) unstable fixed distribution. This fixed point disappears in the limit $a' \rightarrow \infty$, so the artefact of the cut-off a' is to give rise to an unstable fixed distribution. It is possible that the fixed point distribution found in [47] on the hierarchical lattice is due to a similar artefact.

3.2 The perturbative approach

It is too difficult to calculate F_∞ analytically by iterating the renormalization transformation (17) or (20) for a general $P_0(X)$ or $H_0(z)$. Here our analytic approach is limited to distributions $P_n(x)$ of the form (16) with

$$p_n^{(k)} = v \phi^k R_n(uk) \quad \text{for } k > -a \quad (26)$$

with

$$p_n^{(-a)} = 1 - \sum_{k > -a} p_n^{(k)} \quad (27)$$

where u is a small parameter, v is also small, the function $R_n(w)$ is smooth and ϕ is a positive constant which satisfies

$$2\phi^a = 1 . \quad (28)$$

The normalization (27) gives to leading order in u

$$p_n^{(-a)} = 1 - \frac{2\phi}{1-\phi} v R_n(0) + O(u^3) . \quad (29)$$

The main reason for the choice (26) is that we observed numerically that for generic initial distributions close to the transition, the renormalization after a few steps leads to distributions of the form (26), and then after these few steps, the distribution changes slowly for many iterations of (17). In fact one can show, using the Euler MacLaurin formula, that when

$$v = O(u^2) ,$$

the distribution keeps the form (26) under the transformation (17), with

$$R_{n+1}(x) = R_n(x) + u a \frac{dR_n(x)}{dx} + \frac{v}{u} \int_0^x R_n(x_1) R_n(x-x_1) dx_1 + O(u^2) .$$

As u is small, $R_n(x)$ takes the scaling form

$$R_n(x) = r(x, nu)$$

where the scaling function r satisfies

$$\frac{\partial r(x, \tau)}{\partial \tau} = a \frac{\partial r(x, \tau)}{\partial x} + w \int_0^x r(x_1, \tau) r(x-x_1, \tau) dx_1 \quad (30)$$

where w is defined by

$$v = w u^2 . \quad (31)$$

Therefore to understand the problem when u is small, one needs to predict the large τ behaviour of $r(x, \tau)$ solution of (30) as the initial distribution $r(x, 0)$ varies. This is still a problem difficult to solve for an arbitrary $r(x, 0)$. For a particular choice however, when $r(x, 0)$ is of the form

$$r(x, 0) = B(0) e^{-D(0)x} , \quad (32)$$

the problem can be solved. It is easy to check that $r(x, \tau)$ solution of (30) remains of the same form

$$r(x, \tau) = B(\tau) e^{-D(\tau)x} \quad (33)$$

with the parameters $B(\tau)$ and $D(\tau)$ evolving according to

$$\frac{dB(\tau)}{d\tau} = -aD(\tau)B(\tau) \quad ; \quad \frac{dD(\tau)}{d\tau} = -wB(\tau) . \quad (34)$$

This type of renormalization equation is characteristic of an infinite order transition [37, 50]. They can be integrated and three different behaviors emerge:

- For $2B(0)w - aD(0)^2 < 0$ the solution is

$$D(\tau) = D(0) - \frac{2B(0)w \sinh(\kappa\tau)}{2\kappa \cosh(\kappa\tau) + aD(0) \sinh(\kappa\tau)}$$

$$B(\tau) = \frac{aD(\tau)^2}{2w} - \frac{2\kappa^2}{aw}$$

where κ is the positive root of

$$\kappa^2 = -\frac{aB(0)w}{2} + \frac{a^2D(0)^2}{4}$$

(one could choose as well the negative root as $D(\tau)$ and $B(\tau)$ are even functions of κ). One can easily check that in the limit $\tau \rightarrow \infty$

$$D(\tau) \rightarrow \frac{2\kappa}{a} \quad ; \quad B(\tau) \rightarrow 0$$

and this corresponds to the unpinned phase.

- For $2B(0)w - aD(0)^2 = 0$ the solution is

$$D(\tau) = \frac{2D(0)}{2 + aD(0)\tau} \quad (35)$$

and

$$B(\tau) = \frac{aD(\tau)^2}{2w} . \quad (36)$$

We see using (29) that

$$1 - H_n(0) = 1 - p_n^{(-a)} = \frac{2\phi}{1-\phi} v B(\tau) \simeq \frac{4\phi}{a(1-\phi)n^2} . \quad (37)$$

In the case $a = 1$, one has $\phi = 1/2$ and one recovers the result (24) of [14]. We expect, for other values of a , the amplitude $4\phi/((1-\phi)a)$ of the $1/n^2$ decay in (37) to be generic for all initial distributions at criticality (there are exceptions however such as (8) when a is even: after one step of renormalization, the distribution is concentrated on even values of X and by iterating one can never reach a distribution of the form (26) with a smooth function $R_n(x)$).

- For $2B(0)w - aD(0)^2 > 0$ the solution is

$$D(\tau) = D(0) - \frac{2B(0)w \sin(\kappa\tau)}{2\kappa \cos(\kappa\tau) + aD(0) \sin(\kappa\tau)}$$

$$B(\tau) = \frac{aD(\tau)^2}{2w} + \frac{2\kappa^2}{aw}$$

where

$$\kappa^2 = \frac{aB(0)w}{2} - \frac{a^2D(0)^2}{4} .$$

This solution predicts that $D(\tau)$ and $B(\tau) \sim D(\tau)^2$ diverge as $\tau \rightarrow \tau_c$ (where τ_c is solution of $\tan \kappa \tau_c = -aD(0)/2/\kappa$). For $\tau \sim \tau_c$ the distribution cannot be described by the form (26) and the renormalization (30) is no longer a valid approximation of the true renormalization.

This solution indicates however that $p_n^{(-a)}$ decreases as $\tau \rightarrow \tau_c$ and this corresponds to the pinned phase. Close to the transition (i.e. for κ small) the number $n = \tau/u$ to reach the regime $\tau \sim \tau_c$ is given by $\tau \sim \pi/\kappa$. Therefore for small κ and u one has

$$F_\infty \sim \frac{1}{2^n} = 2^{-\pi/(u\kappa)} = \exp \left[-\frac{\pi \log 2}{u\sqrt{awB(0)/2 - a^2D(0)^2/4}} \right].$$

If $D(0)$ is fixed and $B(0)$ varies, the depinning transition occurs at $B_c(0)$

$$B_c(0) = \frac{aD(0)^2}{2w} \quad (38)$$

and this gives for F_∞

$$F_\infty \sim \left[-\frac{\sqrt{A} \log 2}{\sqrt{B(0) - B_c(0)}} \right]$$

as in (14) with the amplitude A given by

$$A = \frac{2\pi^2}{u^2 a w}.$$

Remark: In the case $a = 1$ a distribution of the form (26,32) gives for the generating function $H_0(z)$ defined in (19)

$$H_0(z) = 1 + 4vB(0) \frac{(z-1)}{(2 - \exp(-D(0)u))(2 - z \exp(-D(0)u))}$$

and the critical manifold (23) gives to leading order, for $v = wu^2$,

$$B_c(0) = D(0)^2/w/2 \quad (39)$$

which agrees with (38) in this particular case $a = 1$.

3.3 The critical manifold

We have seen that (39) gives the critical manifold to leading order in u for an initial condition of the form (26)

$$p_0^{(k)} = v \phi^k R_0(uk) \quad \text{for } k > -a \quad (40)$$

with (see (32))

$$R_0(x) = B(0)e^{-D(0)x}.$$

One can try to develop a perturbation theory to determine this critical manifold to higher order in u . We are going now to explain how this can be done to generate the first correction to (39).

To obtain the next order in u one considers, for $k > -a$, distributions of the form

$$p_n^{(k)} = \phi^k w u^2 e^{-D(\tau)uk} [B(\tau) + uF(uk, \tau) + O(u^2)] \quad (41)$$

where $n = \tau/u$ with τ of order 1. The reason for this choice is that a function F of the form written in the r.h.s. of (41) is generated by the iteration even if one starts without it. For such a choice, using (28) one can show that for $nu = \tau$

$$p_n^{(-a)} = 1 - 2u^2 w \frac{\phi}{1-\phi} \left[B(\tau) + u \left(F(0, \tau) + aD(\tau)B(\tau) - \frac{D(\tau)B(\tau)}{1-\phi} \right) + O(u^2) \right]. \quad (42)$$

Inserting (41,42) into (17) one gets (34) to leading order in u and to the next order

$$\begin{aligned} \frac{\partial F}{\partial \tau} = & (D'x - aD)F + a \frac{\partial F}{\partial x} + 2wB \int_0^x F(x_1, \tau) dx_1 \\ & - \frac{D'^2 B}{2} x^2 + \frac{D''B + 2D'B'}{2} x + w \left(2a - \frac{1+\phi}{1-\phi} \right) B^2 + \frac{a^2 BD^2 - B''}{2}. \end{aligned} \quad (43)$$

This evolution equation for F is linear. It is nevertheless not easy to solve. One can write the evolution equations of the moments $I_n(\tau)$ defined by

$$I_n(\tau) = \int_0^\infty x^n F(x, \tau) e^{-D(\tau)x} dx$$

but they are all coupled and we were not able to solve them.

For example from (43) one has

$$\begin{aligned} \frac{dI_1(\tau)}{d\tau} = & \left(\frac{2wB}{D^2} - a \right) I_0(\tau) + \frac{2wB}{D} I_1(\tau) \\ & - \frac{3D'^2 B}{D^4} + \frac{D''B + 2D'B'}{D^3} + w \left(2a - \frac{1+\phi}{1-\phi} \right) \frac{B^2}{D^2} + \frac{a^2 BD^2 - B''}{2D^2} \end{aligned}$$

which becomes using the evolution equations (34) of $B(\tau)$ and $D(\tau)$

$$\frac{dI_1(\tau)}{d\tau} = \left(\frac{2wB}{D^2} - a \right) I_0(\tau) + \frac{2wB}{D} I_1(\tau) - 3w^2 \frac{B^3}{D^4} + w \left(\frac{9a}{2} - \frac{1+\phi}{1-\phi} \right) \frac{B^2}{D^2}.$$

Along the critical manifold (39) however, where $2wB(\tau) = aD(\tau)^2$, the evolution of $I_1(\tau)$ becomes autonomous and one gets

$$\frac{dI_1(\tau)}{d\tau} = \left(\frac{3a^3}{4w} - \frac{a^2(1+\phi)}{4(1-\phi)w} \right) D(\tau)^2 + aD(\tau)I_1(\tau)$$

with $D(\tau)$ given by (35). This can be integrated

$$I_1(\tau) = -\frac{2}{3a} \times \left(\frac{3a^3}{4w} - \frac{a^2(1+\phi)}{4(1-\phi)w} \right) D(\tau) + K(2 + aD(0)\tau)^2$$

where K is an integration constant. As F is a correction, the condition to remain on the critical manifold is that F does not grow with τ . Therefore the integration constant K should vanish, and the critical manifold should be given by

$$I_1(0) = -\frac{2}{3a} \times \left(\frac{3a^3}{4w} - \frac{a^2(1+\phi)}{4(1-\phi)w} \right) D(0) .$$

In the case $a = 1$, one has $\phi = 1/2$ and $I_1(0) = 0$ and one can check that this is in agreement with (23).

4 Numerical evidence of an infinite order transition for the hierarchical lattice

In this section, we will give numerical evidence that the hierarchical lattice model in the limit of strong disorder and our toy model have very similar critical behaviors. Our numerical analysis is entirely based on the recursion (5) in terms of the free energy $X = \log Z$:

$$X_n = X_{n-1}^{(1)} + X_{n-1}^{(2)} + \log \left(\frac{1 + (b-1)e^{-X_{n-1}^{(1)} - X_{n-1}^{(2)}}}{b} \right) . \quad (44)$$

To make a simpler connection with the toy model, we call

$$a = -\log(b-1) .$$

It is then easy to check in (44) that the range $X_n > -a$ is stable.

The Harris criterion in terms of a tells us that for $-\log(\sqrt{2}-1) \simeq 0.88137 < a < \infty$, an arbitrary amount of disorder is relevant while in the range $0 < a < -\log(\sqrt{2}-1)$, a weak enough disorder stays irrelevant.

We are going to see that there is numerical evidence of an infinite order transition for the hierarchical lattice case when the disorder is relevant. On the other hand, for a case where disorder is irrelevant our data will show a transition very similar to the pure case, with a power singularity.

4.1 A case where disorder is relevant

When disorder is relevant, the quenched critical point λ_c is not known. One can nevertheless calculate a sequence of upper bounds λ_n very much like in the toy model (9): from a convexity argument in (44) and the fact that the range $X_n \geq \log(b-1)$ is stable one can show that

$$2(\langle X_n \rangle - \log b) \leq \langle X_{n+1} \rangle - \log b \leq 2\langle X_n \rangle - \log(b) - \log(b-1) .$$

Therefore the values λ_n such that $\langle X_n \rangle_{\lambda_n} = \log b$ are upper bounds for λ_c . In figure 7, we plot λ_n versus $1/n^2$ for the particular case $a = 2$. Our data are consistent with a $1/n^2$ convergence very similar to what we saw in figure 4 for the toy model.

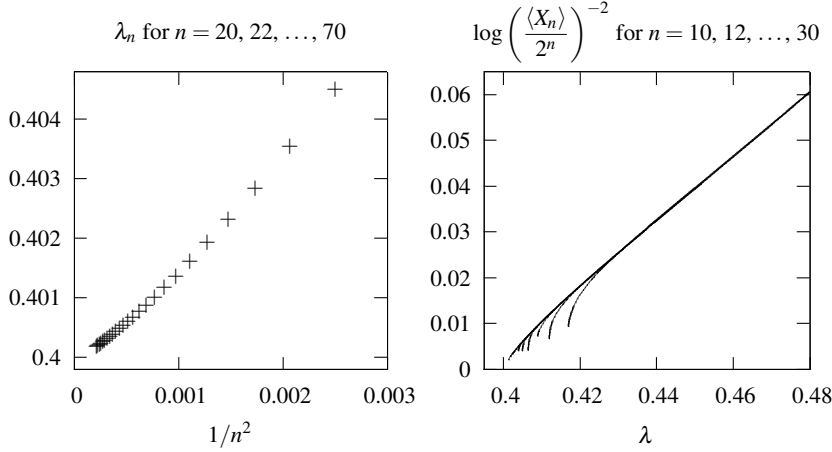


Fig. 7 These two plots correspond to the case $a = 2$, for which disorder is relevant. The initial distribution is a double peak $P_0(X) = (1 - \lambda)\delta(X + 1/2) + \lambda\delta(X - 1/2)$. As the recursion spreads the weights on the real numbers, we used a linear interpolation on a grid to make the iterations.

One can also test the infinite order behavior (14) by plotting in figure 7 the function $\log(\langle X_n \rangle / 2^n)^{-2}$ versus λ . Very much like in figure 5, we observe a linear crossing of the x-axis at the transition point.

Figures 7 and figures 4 and 5 show very similar behaviors and therefore give a good evidence that there is an infinite order transition in the hierarchical lattice when disorder is relevant. This confirms the prediction of Tang and Chat   [50].

4.2 A case where disorder is irrelevant

We now give numerical evidence that disorder is irrelevant for $a = .7$ as expected from the Harris criterion. If disorder is irrelevant, one expects that the critical point is given by $\langle e^{X_0} \rangle = 1$ as in the annealed problem. For the example of initial distribution $P_0(X) = (1 - \lambda)\delta(X + 1/2) + \lambda\delta(X - 1/2)$, this gives : $\lambda_c = (1 - e^{-1/2}) / (e^{1/2} - e^{-1/2}) \simeq 0.37754$. One also expects the same power law singularity (4) as for the pure case.

Figure 8 shows that, for $a = .7$ and for the distribution $P_0(X) = (1 - \lambda)\delta(X + 1/2) + \lambda\delta(X - 1/2)$, the bounds λ_n do not converge anymore like $1/n^2$. A log-log plot of F_∞ versus $\log(\lambda - \lambda_c)$ exhibits a power law singularity with the same exponent as the pure model.

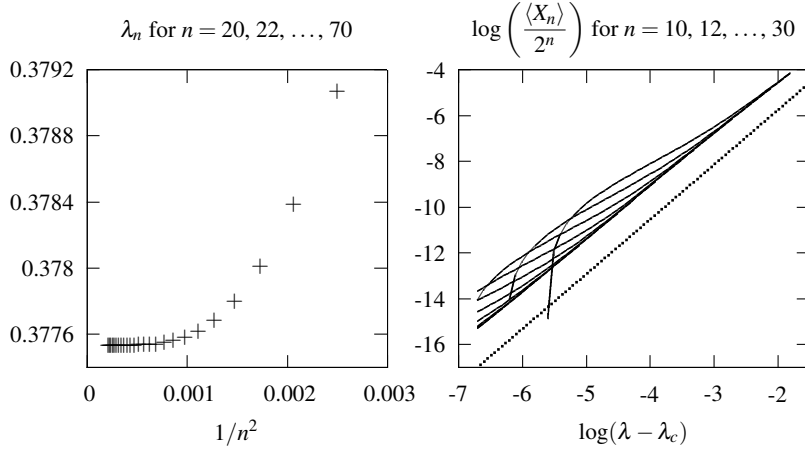


Fig. 8 These two plots correspond to the case $a = 0.7$, for which a small amount of disorder is expected to be irrelevant. The initial distribution is still a double peak $P_0(X) = (1 - \lambda)\delta(X + 1/2) + \lambda\delta(X - 1/2)$. The bounds λ_n do not converge like $1/n^2$. The dotted line is a linear function with the slope $\log(2)/\log(2/b)$. This shows that the quenched and the annealed free energies have the same critical exponent.

5 Conclusion

In this work we have studied a toy model (6) inspired by the problem of the depinning transition in presence of disorder. Both our numerical results and our analytical approaches support the existence of an infinite order transition (14) in agreement with what had been predicted by Tang and Chat   [50]. Our numerical results indicate also a very similar behavior for the depinning transition on the hierarchical lattice.

For our toy model, our analytical approach was limited to a simple class of initial distributions (26,33,41). An interesting question would be to see whether our results applies to a broader class of initial distributions (as predicted by our numerical study of section 2). In particular it would be nice to be able to calculate the critical manifold of (30) for arbitrary distributions $r(x, \tau)$ and to develop a perturbation method able to extend our results on the critical manifold to higher orders in u .

Determining the precise location of the critical manifold in the hierarchical model (for strong disorder) is also a possible interesting extension of the present work. Of course, more work is needed to confirm the infinite order transition for the hierarchical model and to see whether it appears in more realistic models of depinning with strong disorder [15, 16, 24, 35, 43].

It could also be interesting to see whether the simple renormalization (6) studied here could be used to investigate other systems with strong disorder [34, 44].

6 Appendix A: the large a limit of the toy model (6)

In this appendix we try to explain the $1/a$ dependence of λ_c that we observed for large a in table 1.

Consider a distribution $P_0(X)$ characterized by its first two moments

$$\int P_0(X)X dX = \mu \quad ; \quad \int P_0(X)X^2 dX = \mu^2 + \sigma .$$

The parameters μ and σ change if one varies the initial distribution $P_0(X)$. Let us call $\mu_c(a, \sigma)$ the critical value of μ at the depinning transition (7).

By the simple change of scale $a \rightarrow a'$, $\mu \rightarrow a'\mu/a$, $\sigma \rightarrow a'^2\sigma/a^2$ it is clear that $\mu_c(a, \sigma)$ should be of the form

$$\mu_c(a, \sigma) = a F\left(\frac{\sigma}{a^2}\right) .$$

On the other hand, if a is very large compared to μ and $\sqrt{\sigma}$, for many iterations of the renormalization, the distribution is renormalized as if a was infinite: after n steps, one has $\mu_n \simeq 2^n \mu$ and $\sigma_n \simeq 2^n \sigma$. Therefore for $\mu \ll a$ and $\sigma \ll a^2$ one has

$$\mu_c(a, \sigma) \simeq \sigma G(a) .$$

Combining these two equations leads to the result that

$$\mu_c(a, \sigma) \sim \frac{\sigma}{a} .$$

For the particular case of the binary distribution (8) one has $\mu = 2\lambda - 1$ and therefore $\lambda_c - 1/2 \sim 1/a$ as observed in table 1.

7 Appendix B: absence of critical fixed distributions of the map (20)

In this appendix, we show that the only fixed distributions accessible by the renormalization group (17) are $H(z) = 0$ (which corresponds to the pinned phase), $H(z) = 1$ (which corresponds to the unpinned phase) and $H(z) = z^a$ (which corresponds to the critical point of the pure system).

We have seen that in terms of the generating function $H_n(z)$, the renormalization transformation (6) can be written as

$$H_{n+1}(z) = \frac{H_n^2(z) - Q_n(z)}{z^a} + Q_n(1) \quad (45)$$

where $Q_n(z)$ is the polynomial of degree $a - 1$ obtained by keeping the first a coefficients of the expansion of $H_n^2(z)$ around $z = 0$:

$$\text{If } H_n^2(z) = \sum_{k=0}^{\infty} \beta^{(k)} z^k \quad \text{then} \quad Q_n(z) = \sum_{k=0}^{a-1} \beta^{(k)} z^k . \quad (46)$$

It is clear that if the $p_n^{(k)}$'s in (17,19) are non-negative then the $\beta^{(k)}$'s are also non-negative. If one looks for a fixed distribution (i.e. for a fixed point $H_*(z)$ of the map (20)) one gets

$$H_*(z) = \frac{z^a \pm \sqrt{\Delta(z)}}{2} \quad (47)$$

with

$$\Delta(z) = z^{2a} + 4Q_n(z) - 4z^a Q_n(1) . \quad (48)$$

Let us first observe that $\Delta(z)$ cannot vanish on the positive real axis:

- for $z \leq 1$, by writing

$$\Delta(z) = z^{2a} + 4 \sum_{k=0}^{a-1} \beta^{(k)} (z^k - z^a)$$

it is obvious that $\Delta(z) > 0$.

- for $z \geq 1$, using the fact that

$$\sum_{k=-a}^{\infty} p_n^{(k)} = 1 = \sum_{k=0}^{\infty} \beta^{(k)}$$

one can rewrite $\Delta(z)$ as

$$\Delta(z) = z^{2a} \sum_{k=a}^{\infty} \beta^{(k)} + \sum_{k=0}^{a-1} \beta^{(k)} (z^a - 2)^2 + 4 \sum_{k=0}^{a-1} \beta^{(k)} (z^k - 1)$$

and in this case too, $\Delta(z)$ is strictly positive on the whole positive axis.

If $\sqrt{\Delta(z)}$ is not a polynomial, then, because $\Delta(z)$ does not vanish on the positive real axis, the closest singularity of $H(z)$ is not on the positive real axis, and so the coefficients of $H(z)$ cannot be all positive. It is known (Pringsheim's theorem [20]) that a series with positive coefficients has a singularity at the intersection of the positive real axis and its circle of convergence of the series. One then gets from (48) $\Delta(z) = z^{2a}$ or $\Delta(z) = (z^a - 2)^2$ which gives $H_*(z) = 0, z^a$ or 1.

If $\sqrt{\Delta(z)}$ is a polynomial, then from (48) and the fact that $Q_n(z)$ is of degree $a - 1$, the only possibilities are $Q_n(z) = Q_n(1)^2$ which implies either $Q_n(z) = 0$ or $Q_n(z) = 1$.

8 Appendix C: the extra critical fixed point of the truncated transformation (25)

In this appendix we show that if one truncates the transformation as in (6) by (25), there appears a new critical fixed distribution. This new fixed point disappears in the $a' \rightarrow \infty$ limit.

For the sake of simplicity, let us limit the discussion to the case $a = 1$ and to a large integer value of a' . For integer a and a' the transformation (17) remains the same for $k < a'$. The only change is for $k = a'$ where it becomes

$$p_{n+1}^{(a')} = \sum_{q_1=0}^{a'} \sum_{q_2=a'-q_1}^{a'} p_n^{(q_1)} p_n^{(q_2)}. \quad (49)$$

Because the transformation for $k < a'$ does not depend on a' , the recursion relation of the generating function $H_n(z)$

$$H_n(z) = \sum_{k=-a}^{a'} p_n^{(k)} z^{k+a} \quad (50)$$

is the same as (22) up to terms of order $z^{a+a'-1}$

$$H_{n+1}(z) = \frac{H_n(z)^2 - H_n(0)^2}{z} + H_n(0)^2 + O(z^{a+a'-1}). \quad (51)$$

Therefore a fixed point of (51) should be of the form

$$H_*(z) = \frac{z}{2} + H(0) \sqrt{1 - z + \frac{z^2}{4H(0)^2}} + O(z^{a+a'}) .$$

For $k < a + a' - 1$ (here $a = 1$) one gets for the weights of the fixed distribution

$$p_*^{(k)} = \frac{1}{2\pi i} \oint \frac{dz}{z^{k+2}} \left[\frac{z}{2} + H(0) \sqrt{1 - z + \frac{z^2}{4H(0)^2}} \right]$$

where the integration contour is a small circle around the origin.

For $H(0)$ close to 1 this gives

$$p_*^{(k)} \simeq \frac{1}{2^{k-1}} \frac{1-H(0)}{\pi} \int_0^1 dy \sqrt{1-y^2} \cos\left(k\sqrt{2(1-H(0))}y\right).$$

If q is the first zero of $\int_0^1 dy \sqrt{1-y^2} \cos(qy)$ all the $p_*^{(k)}$ are positive as long as $k < q/\sqrt{2(1-H(0))}$. Adjusting the boundary condition at $k = a'$ selects one particular value $H(0)$ which should be such that

$$1 - H(0) \simeq \frac{q^2}{2a'^2} .$$

In the limit $a' \rightarrow \infty$, obviously $H(0) \rightarrow 1$ and this fixed merges with the fixed point $H_*(z) = 1$.

Acknowledgements We would like to thank J.P. Eckmann, G. Giacomin, L.H. Tang and F. Werner for useful and stimulating discussions.

References

1. Aizenman M., Wehr J., *Rounding effects of quenched randomness on 1st-order phase transition*, Commun. Math. Phys. **130** (1990), 489-528.
2. Alexander K.S., *The effect of disorder on polymer depinning transitions*, Commun. Math. Phys. **279** (2008), 117-146.
3. Alexander K.S., Sidoravicius V., *Pinning of polymers and interfaces by random potentials*, Annals Appl. Proba. **16** (2006), 636-669.
4. Alexander K.S., Zygouras N., *Quenched and annealed critical points in polymer pinning models*, Commun Math. Phys. **291** (2009), 659-689.
5. Ares S., Sanchez A., *Modelling disorder: the cases of wetting and DNA denaturation*, Eur. Phys. J. B **56** (2007), 253-258.
6. Azbel M.Y., *Long-range interaction and heterogeneity yield a different kind of critical phenomenon*, Phys. Rev. E **68** (2003), 050901.
7. Azbel M.Y., *Giant non-universal critical index and fluctuations in DNA phase transition*, Physica A - Stat. Mechanics Appl. **321** (2003), 571-576.
8. Berger Q., Toninelli F.L., *Hierarchical pinning model in correlated random environment*, Annales de l'Institut Henri Poincaré - Prob. Stat. **49** (2013), 781-816.
9. Bhattacharjee S.M., Mukherji S., *Directed polymers with random interaction - Marginal relevance and novel criticality*, Phys. Rev. Lett. **70** (1993), 49-52.
10. Bhattacharjee S.M., Mukherji S., *Directed polymers with random interaction - An exactly solvable case*, Phys. Rev. E, **48** (1993), 3483-3496.
11. Bolthausen E., Caravenna E., de Tiliere B., *The quenched critical point of a diluted disordered polymer model*, Stochastic Process. Appl. **119** (2009), 1479-1504.
12. Bolthausen E., Funaki T., Otake T., *Concentration under scaling limits for weakly pinned Gaussian random walks*, Proba Theory Relat. Fields **143** (2009), 441-480.
13. Caravenna F., Giacomini G., *On constrained annealed bounds for pinning and wetting models*, Elec. Commun. Proba. **10** (2005), 179-189.
14. Collet P., Eckmann J.P., Glaser V., Martin A., *Study of the iterations of a mapping associated to a spin-glass model*, Commun. Math. Phys. **94** (1984), 353-370.
15. Cule D., Hwa T., *Denaturation of heterogeneous DNA*, Phys. Rev. Lett. **79** (1997), 2375-2378.
16. Coluzzi B., Yeramian E., *Numerical evidence for relevance of disorder in a Poland-Scheraga DNA denaturation model with self-avoidance: scaling behavior of average quantities*, Eur. Phys. J. B **56** (2007), 349-365.
17. Derrida B., Giacomini G., Lacoïn H., Toninelli F.L., *Fractional moment bounds and disorder relevance for pinning models*, Commun. Math. Phys., **287** (2009), 867-887.
18. Derrida B., Hakim V., Vannimenus J., *Effect of disorder on 2-dimensional wetting*, J. Stat. Phys. **66** (1992), 1189-1213.
19. Fisher M.E., *Walks, walls, wetting and melting*, J. Stat. Phys. **34** (1984), 684-689.
20. Flajolet P., Sedgewick R., *Analytic Combinatorics*, Cambridge University Press, 2009.
21. Forgacs G., Luck J.M., Nieuwenhuizen T.M., Orland H., *Wetting of a disordered substrate - Exact critical behavior in 2 dimension*, Phys. Rev. Lett. **57** (1986), 2184-2187.
22. Forgacs G., Luck J.M., Nieuwenhuizen T.M., Orland H., *Exact critical behavior of two dimensional wetting problems with quenched disorder*, J. Stat. Phys. **51** (1988), 29-56.
23. Gangardt D. M., Nechaev S. K., *Wetting transition on a one-dimensional disorder*, J. Stat. Phys. **130** (2008), 483-502.
24. Garel T., Monthus C., Orland H., *A simple model for DNA denaturation*, EuroPhys. Lett. **55** (2001), 132-138.
25. Garel T., Monthus C., *Two-dimensional wetting with binary disorder: a numerical study of the loop statistics*, Eur. Phys. J. B **46** (2005), 117-125.
26. Giacomini G., *Random Polymer Models*, Imperial College Press, World Scientific, London, 2007.
27. Giacomini G., Lacoïn H., Toninelli F.L., *Disorder relevance at marginality and critical point shift*, Annales de l'Institut Henri Poincaré - Prob. Stat. **47** (2011), 148-175.
28. Giacomini G., Toninelli F.L., *On the irrelevant disorder regime of pinning models*, Annals Proba. **37** (2009), 1841-1875.
29. Giacomini G., Lacoïn H., Toninelli F.L., *Marginal relevance of disorder for pinning models*, Commun. Pure and Applied Math. **63** (2010), 233-265.

30. Giacomini G., Lacoïn H., Toninelli F.L., *Hierarchical pinning models, quadratic maps and quenched disorder*, Proba. Theory Relat. Fields **147** (2010), 185-216.
31. Giacomini G., Toninelli F.L., *Smoothing of depinning transitions for directed polymers with quenched disorder*, Phys. Rev. Lett. **96** (2006), 070602.
32. Giacomini G., Toninelli F.L., *Smoothing effect of quenched disorder on polymer depinning transitions*, Commun. Math. Phys. **266** (2006), 1-16.
33. Harris A.B., *Effect of random defects on critical behavior of Ising model*, J. Phys. C - Solid State Phys. **7** (1974), 1671-1692.
34. Igloi F., Monthus C., *Strong disorder RG approach of random systems*, Phys. Reports-Rev. Section of Phys. Lett. **412** (2005), 277-431.
35. Kafri Y., Mukamel D., Peliti L., *Why is the DNA denaturation transition first order?* Phys. Rev. Lett. **85** (2000), 4988-4991.
36. Kafri Y., Mukamel D., *Griffiths singularities in unbinding of strongly disordered polymers*, Phys. Rev. Lett. **91** (2003), 038103.
37. Kosterlitz J.M., Thouless D.J., *Early work on defect driven phase transitions*, 40 Years of Berezinskii-Kosterlitz-Thouless Theory, Ed. Jose Jorge V., World Scientific Publishing Co. Pte. Ltd. (2013), 1-67.
38. Kunz H., Livi R., *DNA denaturation and wetting in the presence of disorder*, Eur. Phys. Lett. **99** (2012), 30001.
39. Lacoïn H., *Hierarchical pinning model with site disorder: disorder is marginally relevant*, Proba Theory Relat. Fields **148** (2010), 159-175.
40. Lacoïn H., *The martingale approach to disorder irrelevance for pinning models*, Elec. Commun. Prob. **15** (2010), 418-427.
41. Lacoïn H., Moreno G., *Directed polymers on hierarchical lattices with site disorder*, Stochastic Process. Appl. **120** (2010), 467-493.
42. Lacoïn H., Toninelli F.L., *A smoothing inequality for hierarchical pinning models*, Progress Proba. **62** (2009), 271-278.
43. Lubensky D.K., Nelson D.R., *Single molecule statistics and the polynucleotide unzipping transition*, Phys. Rev. E **65** (2002), 031917.
44. Monthus C., *Random walks and polymers in the presence of quenched disorder*, Lett. Math. Phys. **78** (2006), 207-233.
45. Monthus C., Garel T., *Distribution of pseudo-critical temperatures and lack of self-averaging in disordered Poland-Scheraga models with different loop exponents*, Eur. Phys. J. B **48** (2005), 393-403.
46. Monthus C., Garel T., *Multifractal statistics of the local order parameter at random critical points: Application to wetting transitions with disorder*, Phys. Rev. E **76** (2007), 021114.
47. Monthus C., Garel T., *Critical points of quadratic renormalizations of random variables and phase transitions of disordered polymer models on diamond lattices*, Phys. Rev. E **77** (2008), 021132.
48. Poland D., Scheraga H.A., *Occurrence of a phase transition in nucleic acid models*, J. Chem. Phys. **45** (1966), 1464-1469.
49. Richard C., Guttmann A. J., *Poland-Scheraga models and the DNA denaturation transition*, J. Stat. Phys. **115** (2004), 943-965.
50. Tang L.H., Chaté H., *Rare-event induced binding transition of heteropolymers*, Phys. Rev. Lett. **86** (2001), 830-833.
51. Toninelli F.L., *A replica-coupling approach to disordered pinning models*, Commun. Math. Phys. **280** (2008), 389-401.
52. Toninelli F.L., *Disordered pinning models and copolymers: beyond annealed bounds*, Annals Appl. Prob. **18** (2008), 1569-1587.