

Complexity Analysis of Reversible Logic Synthesis

Anupam Chattopadhyay¹, Chander Chandak², and Kaushik Chakraborty³

¹ MPSoC Architectures Research Group, RWTH Aachen University, Germany,
anupam.chattopadhyay@umic.rwth-aachen.de,

² IIT Kharagpur, India,

³ Indian Statistical Institute, Kolkata, India

Abstract. Reversible logic circuit is a necessary construction for achieving ultra low power dissipation as well as for prominent post-CMOS computing technologies such as Quantum computing. Consequently automatic synthesis of a Boolean function using elementary reversible logic gates has received significant research attention in recent times, creating the domain of reversible logic synthesis. In this paper, we study the complexity of reversible logic synthesis. The problem is separately studied for bounded-ancilla and ancilla-free optimal synthesis approaches. The computational complexity is linked to known hard problems. Finally, experiments are performed with a shortest-path based reversible logic synthesis approach and a (0-1) ILP-based formulation.

1 Introduction

Asymptotically zero power dissipation can be achieved by performing computation in a reversible manner, which implies [1] that logical reversibility must be supported to achieve physical reversibility. Consequently, major research attention is given towards the synthesis of a Boolean function using basic reversible logic gates, a problem otherwise known as reversible logic synthesis.

1.1 Background

An n -variable Boolean function f is a mapping $f : GF(2^n) \rightarrow GF(2)$. An alternative representation of a Boolean function f is a mapping $f : \{0, 1\}^n \rightarrow \{0, 1\}$, which is known as the truth table representation. Using any basis of $GF(2^n)$, we can express each $x \in GF(2^n)$ as an n -tuple $(x_1 x_2 \dots x_n)$, $x_i \in GF(2)$, $i = 1, \dots, n$. Thus we can derive the truth table representation from the former representation.

Alternatively, an n -variable Boolean function $f(x_1, \dots, x_n)$ can be considered to be a multivariate polynomial over $GF(2)$. This polynomial can be expressed as a sum-of-products representation of all distinct k -th order products ($0 \leq k \leq n$) of the variables. This representation of f is called the *Algebraic Normal Form* (ANF) of f .

An n -variable Boolean function is *reversible* if all its output patterns map uniquely to an input pattern and vice-versa. It can be expressed as an n -input, n -output bijection or alternatively, as a permutation function over the truth value set $\{0, 1, \dots, 2^n - 1\}$.

The problem of reversible logic synthesis is to map such a reversible Boolean function on a reversible logic gate library. Reversible gates are characterized by their implementation cost in Quantum technologies, which is dubbed as Quantum Cost (QC) [2,3]. Prominent classical reversible logic gates include NOT, Feynman (or CNOT), Toffoli (or CCNOT) gates. Controlled NOT gates can be generalized as Tof_n gate, where first $n - 1$ variables are used as control lines. There are other reversible logic gate families such as Fredkin gate family ($Fred_n$), where first $n - 2$ variables are used as control lines and last 2 lines undergo swap, when the logical conjunction of first $n - 2$ variables is true.

- NOT gate:

$$f(A) = \bar{A} \quad (1)$$

- Controlled NOT gate: Also known as Feynman or CNOT gate.

$$f(A) = A, f(B) = A \oplus B \quad (2)$$

- Controlled Controlled NOT gate: Also known as Toffoli gate.

$$f(A) = A, f(B) = B, f(C) = A \cdot B \oplus C \quad (3)$$

This gate can be generalized with Tof_n gate, where first $n - 1$ variables are used as control lines. NOT gate is denoted as Tof_0 gate.

– Swap gate:

$$f(A) = A, f(B) = A \quad (4)$$

This gate can be generalized to the Fredkin gate family ($Fred_n$), where first $n-2$ variables are used as control lines and last 2 lines undergo swap.

$$f(A) = A, f(B) = \bar{A} \cdot B + A \cdot C, f(C) = \bar{A} \cdot C + A \cdot B \quad (5)$$

Multiple sets of reversible gates form an universal gate library for realizing classical Boolean functions such as, (i) NCT: NOT, CNOT, Toffoli. (ii) NCTSF: NOT, CNOT, Toffoli, SWAP, Fredkin. (iii) GT: Tof_n . (iv) GTGF: Tof_n and $Fred_n$. Generally, gates with more control lines incur higher QC.

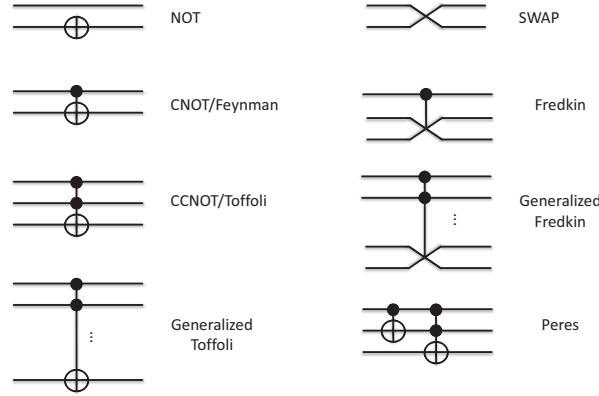


Fig. 1. Reversible Logic Gates

Reversible logic synthesis begins from a given n -variable Boolean function, which can be irreversible. The first step is to convert it to a reversible Boolean function by adding additional output bits (known as *garbage outputs*). When additional input Boolean variables are needed for constructing the output function, those are referred as *ancilla*.

2 Related Work and Motivation

Reversible logic synthesis methods can be grossly classified as following. First, *optimal* implementation is found by making a step-by-step exhaustive enumeration or by formulating the reversible logic synthesis as a SAT problem [5]. Optimal implementation up to 4-variable Boolean functions are known [6,7]. Pseudo-optimal synthesis for linear Boolean functions is proposed at [8]. Second, *transformation-based methods* [9,10], which apply controlled transformations to map output Boolean functions to input Boolean functions. Third category includes methods based on *decision diagrams* [11], each node of the decision diagram is converted to an equivalent reversible circuit structure. While these methods are known to scale for large Boolean functions, they introduce too many garbage bits. Finally, *search-based methods* start from an Exclusive Sum-of-Product (ESOP) representation of the Boolean function. The ideal candidates for reversible logic realization at each depth is chosen via heuristic search [12]. Another synthesis, based on ESOP formulation, is proposed in [13]. There a heuristic ESOP minimization tool [14] is used for generating reversible circuits with fixed number of ancilla lines. For a detailed survey of reversible logic synthesis, reader is kindly referred to [15,16].

Motivation: The promise held by Quantum computing is driving the research of reversible logic synthesis. Despite several major advancements of this research, the complexity study of the problem is not done so far. This is important since, optimal, comprehensive reversible circuit synthesis is done up to only 4-variable Boolean functions.

The rest of this paper is organized as following. In the following section 3, analysis of computational complexity for reversible logic synthesis is presented. This is followed by the shortest path problem formulation and ILP formulation in section 4 and section 5 respectively. Section ?? details our experimental findings. The paper is concluded and future works are outlined in section 6.

3 Complexity Analysis of Reversible Logic Synthesis

Before presenting the complexity analysis of reversible logic synthesis, it is necessary to develop a better understanding of the performance objectives. The major performance objectives of reversible logic synthesis are gate count, Quantum cost and ancilla count. The last one, ancilla count is obtained directly by following the relation - $ancilla + input = garbage + output$.

Ancilla Count In literature, either ancilla count or garbage count or total line count is reported. Ancilla-free synthesis is achievable by several methods [9,5], whereas several synthesis methods compromise ancilla count for achieving scalability [11] or lowering QC [13].

Gate Count Gate count is used as a major performance objective in many synthesis flows [9,13] due to its simple cost annotation. However, several composite gates (e.g. Peres gates) are presented both as a single gate or multiple gates in literature. For example, Peres gates are considered as a single gate for multiple benchmark circuits presented in [2], whereas the gate counts reported for the Quantum arithmetic circuits in [17] count Peres gates as a collection of Toffoli and CNOT gates. To avoid confusion, library-specific gate counts are reported in [12].

Quantum Cost Quantum Cost (QC) for a reversible gate is technology-dependent. A set of primitive gates are actually implemented on experimental quantum circuits, which are used to build more complex gates and thus the QC is computed by simply adding those primitive gates. Early studies of primitive reversible gates are presented at [3], which is adopted for the derivation of QC for generalized Toffoli and Fredkin gates in [2]. Recent advances at experimental quantum computing [18] shows that the QC of negative-control gates are comparable to that of positive-control gates, thereby spawning several works on reversible logic synthesis with mixed-polarity gate libraries [19]. An improved circuit, in terms of less Quantum cost, for generalized Toffoli gates is presented in [20]. In a significant new result, improved QC for generalized Peres gates as well for generalized Toffoli gates are presented in [21]. Reduced QC values are reported by introducing a new gate library in [22].

Though there are established performance metrics for evaluating the quality of a reversible circuit, yet the continuously evolving Quantum technology needs to be considered for a fair benchmarking. The synthesis tools should also be adaptable to new performance objectives and their trade-offs.

3.1 Complexity Analysis of Bounded-Ancilla, Exact Reversible Logic Synthesis

The complexity of exact Sum-of-Product (SOP) minimization, in terms of number of literals, where the input is an incomplete or complete truth-table specification is studied in [23] and [24]. It is shown that the problem - *Is there a SOP representation of a given Truth-table specification with at most k literals?* - is NP-complete. The proof is based on the fact that the well-known exact procedure of SOP minimization, Quine-McCluskey includes a function call to the minimum cover problem. Minimum cover problem is shown to be NP-complete in 1972 [25]. We introduce few definitions to be used later in this section.

Definition 1. Given a set of elements $\mathcal{U} = \{1, 2, \dots, m\}$ and a set \mathcal{S} of n sets, whose union equals \mathcal{U} , the minimum set covering problem is to identify the smallest subset of \mathcal{S} , the union of which contains all elements of \mathcal{U} .

Definition 2. Exact cover or exact set cover problem is a decision problem, where the goal is to find a subset of \mathcal{S} , the union of which contains all elements and each element of \mathcal{U} is covered exactly by one subset. Exact cover problem returns false if no such set exists.

For example, given a set $\mathcal{U} = \{1, 2, 3, 4, 5\}$ and $\mathcal{S} = \{\{1, 2\}, \{2, 3, 4, 5\}, \{3, 4\}, \{5\}\}, \{\{1, 2\}, \{2, 3, 4, 5\}\}$ returns the minimum set cover and $\{\{1, 2\}, \{3, 4\}, \{5\}\}$ returns an exact cover. The exact cover problem and the decision version of set covering problem are NP-complete [25].

The worst-case complexity of SOP formulation (2^{n-1}) is more than the corresponding complexity of the ESOP formulation $3 \cdot 2^{n-3}$ [26], for an n -variable Boolean function. This led researchers to look for efficient ESOP minimization flows and several exact ESOP minimization algorithms have been presented [27,28]. For the computational complexity of reversible logic synthesis, exact ESOP minimization holds a clue, since for an n -variable Boolean functions, an ESOP formulation with k cubes directly corresponds to a reversible circuit realization with k Tof_n gates and at most n ancilla lines, each corresponding to one output function. It might be argued that, the function of an ESOP is independent of the order of its product terms whereas, the function of a reversible circuit is affected by the order of the sequence of Tof_n gates. However, that does not hold true for a bounded-ancilla reversible logic circuit, where the ancillae ensure that the inputs remain unchanged. The NOT gates inserted between the Tof_n gates can be ignored if mixed-polarity Tof_n gates are considered.

This is exemplarily shown in the reversible circuit realizations depicted in Fig. 2 for the Boolean functions $f(a, b, c) = a \oplus a \cdot b \oplus b \cdot c$ and $f(a, b, c) = a \oplus c \oplus a \cdot b$ respectively.

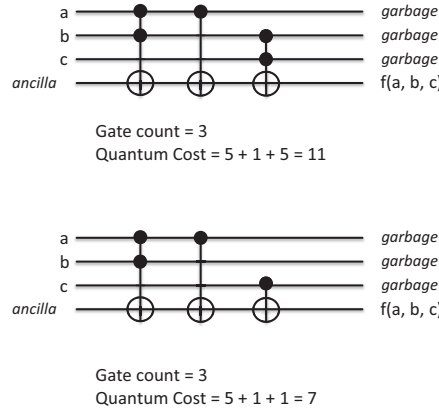


Fig. 2. ESOP-based Reversible Circuit Realization

Exact minimization of ESOP is well-studied in literature [29,28]. In [29], exact ESOP minimization is done based on the shortest path enumeration of a decision diagram, which leads to the complexity of $\mathcal{O}(2^{3^n})$ for an n -variable Boolean function. Computational complexity analysis is not done there. Another exact ESOP minimization is proposed by Steinbach and Mishchenko [28]. There, the exact ESOP formulation is reduced to a problem of a so called *coverage matrix*. We adopt the exact minimization procedure from [28] for studying the computational complexity. In the following, we briefly describe the formulation.

First, the SOP or truth table formulation is converted to an ESOP formulation. For a SOP to ESOP formulation, the following transformation can be used.

$$a + b = a \oplus b \oplus a \cdot b \quad (6)$$

It is straightforward to show that for a SOP formulation with $k + 1$ cubes, an ESOP formulation with $2^{k+1} - 1$ literals is obtained. Alternatively, constructing an ANF from a Boolean truth table specification can be done using $\mathcal{O}(n2^n)$ operations with standard algorithm.

The input to the algorithm is the truth table $f = [f(0)f(1)f(2) \dots f(2^n - 1)]$, and the output is the coefficient vector of the canonical Algebraic Normal Form (ANF), represented as $C = [c_0 c_1 c_2 \dots c_{2^n - 1}]$. Only if $c_j = 1$, where $0 \leq j \leq 2^n - 1$, then the monomial $x_0^{j_0} x_1^{j_1} \dots x_{n-1}^{j_{n-1}}$ exists in the ANF of f , where $(j_0, j_1 \dots j_{n-1})$ is the

binary representation of index j . For an n -variable Boolean function, $C = fA_n$, where A_n can be computed as following. $A_n = \begin{bmatrix} A_{n-1} & A_{n-1} \\ 0 & A_{n-1} \end{bmatrix}$, where $A_0 = 1$.

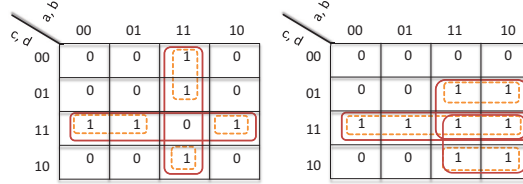


Fig. 3. ESOP Minimization via Karnaugh Map

First, the SOP or truth table formulation is converted to an ESOP formulation. Based on the ESOP formulation, a Special Normal Form (SNF) is introduced in [28]. It was shown that it is also a canonical ESOP representation like ANF. Whereas ANF is a positive-polarity expression, SNF is mixed-polarity. For exact ESOP minimization, a coverage matrix is constructed, where the rows and columns correspond to all possible (3^n) cubes of an n -variable Boolean function f and the cubes of $\text{SNF}(f)$ respectively. The goal of exact ESOP minimization is to include the fewest row-cubes from f to cover all the column-cubes from $\text{SNF}(f)$, which reduces to a variation of the minimum set covering problem. However, there is a subtle difference between the minimum set covering problems encountered in ESOP and SOP minimization. For the SOP formulation, the goal is to cover the ON-set of output function with minimum number of cubes, where multiple cubes can cover a ON-value as in *inclusive OR*. For ESOP formulation, an ON-value can be covered by odd number of cubes and an OFF-value can be covered by even number of cubes as in *exclusive OR*. This is exemplarily shown in the Karnaugh-map diagrams in Fig. 3. The dotted lines shows the exact cover without multiple covering of an element. The solid lines shows the covers with multiple covering. Note that while multiple cover of the OFF-set in the left-hand figure decreases the number of cubes, whereas multiple covers of the ON-set elements leaves the number of cubes intact but, increases the sizes of the cubes, thus reducing literals. Based on this, we propose the following formulation of ESOP minimization.

ESOP minimization is a minimum set covering problem, where the union is defined as following.

$Z = X \cup Y$, where

$e \in Z$ if $e \in X \wedge e \notin Y$

$e \in Z$ if $e \in Y \wedge e \notin X$

We refer to the problem as XOR-SET-COVER. Formally, the XOR-SET-COVER problem is:

INPUT: $\langle \mathcal{U}, \mathcal{A}, \mathcal{K} \rangle$ where \mathcal{A} is a set of subsets, consisting of members from \mathcal{U} and $\mathcal{K} \in \mathbb{N}$

QUESTION: Does \mathcal{U} have a \mathcal{A} -cover of size \mathcal{K} , where the union of two sets is defined as above ?

Claim. XOR-SET-COVER is in NP.

Proof. Let us say, \mathcal{B} is a proposed \mathcal{A} -cover solution. We propose the following verification flow.

- \mathcal{B} is subset of \mathcal{A}
- $|\mathcal{B}| \leq \mathcal{K}$
- $\forall u \in \mathcal{U} \exists B \in \mathcal{B} \mid u \in B \wedge \text{count}(u) \text{ is odd.}$

The verifier runs in time polynomial in the length of the \mathcal{B} .

Theorem 1. *XOR-SET-COVER problem is NP-Complete.*

Proof. Suppose we have a black box M_{XS} which takes a three tuple $\langle U, A, K \rangle$ as input and returns 1 iff U has a XOR SET A COVER of size K otherwise it returns 0. Here, U, A, K is same as defined previously. Now using M_{XS} as a subroutine we have to solve the EXACT SET COVER problem. So, the input for EXACT SET COVER problem is also a three tuple $\langle U, A, K \rangle$ and we have to answer whether U has a set A -cover of size K . If for any input $\langle U, A, K \rangle$, the M_{XS} gives 1 as output, then we can conclude that $\langle U, A, K \rangle$ is an exact set cover. Now the problem is when M_{XS} gives 0 as output. Then there are two following possibilities.

1. U has exact A -set cover of size K , let $S_K \subseteq A$ be a solution i.e, union of the elements of S_K gives the set U . As M_{XS} is giving the output 0, so, we can say that if we perform the XOR operation defined previously among the elements of S_K , then there exists at least one element $u \in U$, which is present in even number of elements of S_K .
2. U doesn't have exact A -cover of size K .

Among the above two possibilities, for the first possibility, we can take an element $u \in U$ and remove it from one element of A , say A_u^i be the new set of subsets and check whether U has xor set A_u^i -cover of size K . Then, we can repeat this process for each element of A for a fixed u and then repeat this process for each element $u \in U$. If for every input M_{XS} gives 0 as output then conclude that U doesn't have exact A -set cover of size K otherwise, if for at least one single query to M_{XS} it give the output 1 conclude that U has exact A -set cover of size K . So, here we have reduced the EXACT SET COVER problem to XOR-SET-COVER problem. As, EXACT SET COVER is known NP-complete problem and XOR-SET-COVER is in NP, so XOR-SET-COVER problem is NP-complete.

It is important to show how the XOR-SET-COVER is applicable to the problem at hand. We start by enumerating all possible cubes w.r.t. n input variables of the Boolean function f . We arrange a coverage matrix, where all possible cubes (3^n) are arranged row-wise and the cubes from the canonical SNF or ANF are arranged column-wise. Let us assume that we have \mathcal{I} and \mathcal{J} elements in the ON-set and in the OFF-set respectively. Further, the cubes belonging to the OFF-set are also added to the columns. Hence, we get a $3^n \times 3^n$ coverage matrix. The elements of the matrix are assigned a value of 0 if a row-cube does not cover a column-cube. Otherwise, the element value is assigned to be 1 if the column-cube belongs to the ON-set and a value of -1 if it belongs to the off-set. An exemplary coverage matrix is shown in Table 1, where the ON-set column headers are marked bold.

A valid solution for the coverage matrix is a XOR-SET-COVER, where the columns belonging to ON-set can be replicated odd number of times and the columns belonging to the OFF-set can be replicated even number of times. Note that, there is a upper limit of replication [28]. The ON-set cubes can be replicated up to $2^n - 1$ times and OFF-set cubes can be replicated up to 2^n times.

Table 1. Exemplary 2-variable Coverage Matrix [28]

	- -	-0	-1	0-	00	01	1-	10	11
- -	0	0	0	0	-1	1	0	1	1
-0	0	0	0	1	0	1	1	0	1
-1	0	0	0	1	-1	0	1	1	0
0-	0	1	-1	0	0	0	0	1	1
00	-1	0	-1	0	0	0	1	0	1
01	-1	1	0	0	0	0	1	1	0
1-	0	1	-1	0	-1	1	0	0	0
10	-1	0	-1	1	0	1	0	0	0
11	-1	1	0	1	-1	0	0	0	0

Fig. 4 shows an example for 4 or 6 variable Boolean function, where the element 1 is covered 3 times resulting in a reduced cube count.

Lemma 1. *To decide if bounded-ancilla reversible logic synthesis is achievable with a specified gate count is NP – complete.*

Proof. This follows the previous theorem directly.

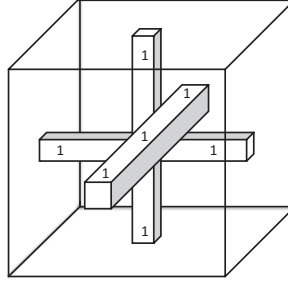


Fig. 4. Multiple covers of ON-set

Lemma 2. *To decide if bounded-ancilla reversible logic synthesis is achievable with a specified Quantum Cost is NP – complete.*

Proof. The decision version of bounded-ancilla reversible logic synthesis with an user-specific QC is an instance of the decision version of ESOP minimization, where the element values (1, -1 and 0) are replaced with the number of literals (l , $-l$ and 0) in the particular row-cube. The number of literals directly indicate the Tof_n to be employed and hence, reflect the QC of the circuit. The decision version of ESOP minimization i.e. XOR-SET-COVER is shown to be NP – complete. Hence, the proof.

3.2 Complexity Analysis of Ancilla-free, Exact Reversible Logic Synthesis

Exact synthesis for a reversible Boolean specification is achieved by modeling the synthesis as a satisfiability (SAT) problem [5]. The key idea of a SAT formulation is following.

Definition 3. *For a Boolean function in Conjunctive Normal Form (CNF) specification, a satisfiability proposition seeks an assignment of the variables such that the function evaluates true or proves that no such assignment exists.*

SAT is shown to be an NP-complete problem [25]. Ancilla-free, gate count-optimal reversible logic synthesis can be shown to be NP-complete by reducing to SAT, which is explained in detail in [5], without the complexity proof. We first brief the reduction.

For a Toffoli network expressing an n -variable Boolean function, the corresponding SAT formulation begins with a Toffoli network of depth d . The network assumes all possible Toffoli gates for n variables. For an n -variable Boolean function, there exist $n \cdot 2^{n-1}$ Tof_n gates at a particular logical depth [5]. Along similar lines, the total number of $Fred_n$ gates can be shown to be $\binom{n}{2} \cdot 2^{n-2}$ for n variables. We derive the following results for Tof_n library.

The decision problem of whether an ancilla-free reversible circuit with \mathcal{K} gates exist is verifiable in polynomial time. Hence, the problem is in NP.

Theorem 2. *To decide if ancilla-free \mathcal{K} -gate reversible circuit for a given n -variable Boolean function is feasible using generalized Tof_n library - is NP – complete.*

Proof. For a \mathcal{K} -gate reversible circuit, we construct an equivalent CNF specification. The construction assigns a Boolean variable to each possible Toffoli gate for the n -variable Boolean function. With respect to n , exponential many Toffoli gates ($n \cdot 2^{n-1}$) i.e. exponential many Boolean variables are constructed. For a \mathcal{K} -gate reversible circuit, \mathcal{K} -many CNF formulation is required. In terms of the size of the truth-table specification (2^n) of an n -variable Boolean function, this reduction is polynomial-time. Thus the proof.

Theorem 3. *To decide if ancilla-free \mathcal{Q} -quantum cost reversible circuit for a given n -variable Boolean function is feasible - is NP-Complete.*

Proof. This proof proceeds in the similar line of the previous proof except the fact that we employ a library of gates with QC value of 1. It has been shown that 2-bit gates are universal for Quantum computing [30]. For Q quantum cost, a series of Q 2-bit gates need to be assembled, for which polynomial-many possibilities exist. Therefore, a polynomial-time reduction to SAT problem can be accomplished.

4 Shortest Path Problem Formulation

The most prominent heuristics for ancilla-free reversible logic synthesis adopt a branch-and-bound heuristic [12] or apply repeated transformations [9,10]. The former approach is built on top of an ESOP synthesis, hence reduces to the previously identified complexity. The latter approaches do not link their result to optimality and hence we refrain from the corresponding complexity analysis. In the following, we present reversible logic synthesis as a shortest path problem. This has been briefly explored in [31] without the complexity analysis.

It is shown in [5] that for an n -variable Boolean function, there exist $n \cdot 2^{n-1}$ Toffoli gates. Along similar lines, the total number of Fredkin gates can be shown to be $\binom{n}{2} \cdot 2^{n-2}$. The following analysis is done for Toffoli gates, with further extensions to Fredkin or other reversible gate families being trivial.

For the ancilla-free reversible logic synthesis, we construct a graph $\mathcal{G} = \mathcal{V}, \mathcal{E}$, where \mathcal{V} is the set of vertices representing an n -variable Boolean function as a permutation function over the truth value set $\{0, 1, \dots, 2^{n-1}\}$. An edge from the set of edges (\mathcal{V}) represent the application of a Tof_n gate. Since the gates are reversible, the edges are not directed. Note that, the set of all permutation functions $\mathcal{S}(\mathcal{P})$ holds *closure* under the application of Tof_n gate. This implies that the \mathcal{G} contains cycles. An algorithm for constructing \mathcal{G} is provided as a pseudo-code in the following algorithms 1 and 2.

Algorithm 1: *Create_Graph*

```

input    :  $\mathcal{S}(\mathcal{P})$ 
output   :  $\mathcal{G}(\mathcal{V}, \mathcal{E})$ 
while  $\mathcal{S}(\mathcal{P}) \neq \emptyset$  do
     $v_{curr} = \text{Create\_Vertex}(p \in \mathcal{S}(\mathcal{P}));$ 
     $\text{Connect\_Child}(v_{curr});$ 
return  $\mathcal{G}(\mathcal{V}, \mathcal{E});$ 

```

Algorithm 2: *Connect_Child*

```

input    :  $v_{curr}$ 
 $\mathcal{S}(\mathcal{P}) \rightarrow \text{remove}(\text{perm}(v_{curr}));$ 
 $\mathcal{G} \rightarrow \text{append}(v_{curr});$ 
foreach  $\text{gate} \in Tof_n$  do  $v_{res} = Tof_n(v_{curr});$ 
     $\text{Connect}(v_{res}, v_{curr});$ 
if  $(v_{res} \notin \mathcal{G})$  then
     $\mathcal{S}(\mathcal{P}) \rightarrow \text{remove}(v_{res});$ 
     $\text{Connect\_Child}(v_{res});$ 

```

The function *Create_Graph* iterates over all possible permutations $\mathcal{S}(\mathcal{P})$. For each permutation p , a vertex is created. For that vertex, all possible Tof_n gate is applied. The resulting new permutation is stored in a vertex (v_{res}) and connected via an edge to the current vertex. If v_{res} is not already included in \mathcal{G} , then the function *Connect_Child* is called recursively.

The total number of nodes in $\mathcal{G}(\mathcal{V}, \mathcal{E})$ is same as the total number of permutation functions for an n -variable Boolean function, which is $2^n!$. From the aforementioned constructed graph, determining the optimal reversible circuit for a given permutation p_r function is nothing but the determination of shortest path from the permutation p_r to the input permutation p_i . The edges can be assigned with a weight of 1 or the weight of QC corresponding to the transformation for determining the reversible circuit with minimum gate count or minimum QC respectively. The

complexity of single-source shortest path computation with edges having non-negative weight is $\mathcal{O}(E + V \log V)$, where E is the edge count and V is the vertex count [32]. Clearly, the complexity in our case is exponential. Combining previous results, the complexity of optimal ancilla-free reversible logic synthesis for Toffoli network is $\mathcal{O}((2^n!) \cdot n \cdot 2^{n-1} + (2^n!) \log(2^n!))$.

Figure 5 shows parts of a $\mathcal{G}(\mathcal{V}, \mathcal{E})$ for a 2-variable Boolean function. The nodes represent the permutation functions and the edges represent the application of different reversible gates. For determining the optimal gate count, the edge weight can be disregarded (every edge weight is 1) and a simple breadth-first search with complexity $\mathcal{O}(E)$ can be performed, where $E = (2^n!) \cdot n \cdot 2^{n-1}$. For determining minimum QC, however, the algorithm from [32] needs to be applied, which is of higher complexity.

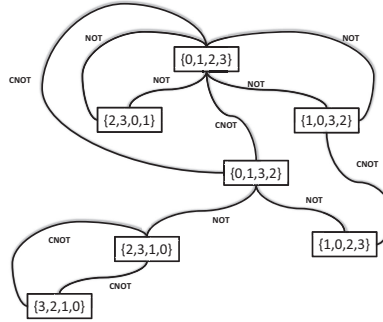


Fig. 5. Reversible Logic Synthesis via Shortest Path

5 (0-1)-ILP Formulation

In this section we present another formulation of ancilla-free reversible logic synthesis as an optimization problem using ILP. An Integer Linear Program (ILP) takes the following form

$$\begin{aligned} & \text{minimize } c^T x \\ & \text{subject to } Ax \geq b \end{aligned} \quad (7)$$

, where A is an integer $m \times n$ matrix, c is an integer n -vector, b is an integer m -vector. The values of x , an integer n -vector to be determined. When the solution set is restricted to either 0 or 1, then it becomes a (0-1) ILP, which is known to be NP-complete [25]. The (0-1) ILP formulation for reversible logic synthesis has several interconnected modules for expressing the constraints, which are explained in the following.

Initialization Module: Corresponding to n variables, n target binary vectors of 2^n length are derived. Each target vector (t_v) is assigned a truth-table expansion corresponding to an input variable.

Target Selection Module: All the target binary vectors are interchanged to derive new set of target binary vectors. This permutation network is ensured to preserve the exclusivity of the targets. The last line is selected as the target for the following operation. In case of $Fred_n$ gate, the last two lines are selected as the target.

Tof_n Module: All but the last target lines are operated on with a conditional AND, where the condition is specified in a vector c_{tof} . Based on the result of the AND operation, new target binary vectors are derived. Control lines are transported unchanged to new target binary vectors as well. Note that, if the control condition is 0, the AND contributor for that particular control line should be 1 in order not to disturb the final control value. This reduces to the following specification for a control contribution, where d indicates the current depth.

$$\bigwedge_{i=1}^{n-1} (t_v[d][i] == 1) \vee (c_{tof}[d][i] == 0) \quad (8)$$

This can be interpreted by the optimizer as a NOT gate, when the c_{tof} contains 0 in each element. To keep the gate count for such assignment and drive the optimizer, an additional element c_{en} is introduced as following.

$$c_{en}[d] \wedge \bigwedge_{i=1}^{n-1} (t_v[d][i] == 1) \vee (c_{tof}[d][i] == 0) \quad (9)$$

The operational modules are connected via a target selection module. This allows for a compact formulation. The modules are repeated D times, which is maximum possible depth for a given variable count, before assigning the target to the output Boolean specification to be synthesized.

Fred_n Module: Similar formulation applies to *Fred_n* gates as well, where the control values are taken from all but last two target vectors. The condition vectors are maintained using c_{fred} , which is enabled with an element c_{en} for the particular depth.

The optimization goal can be specified as minimization of gate counts or QC, both of which are based on the condition vector c_{tof} . For QC minimization, the c_{tof} condition vector is added to identify the number of control lines and corresponding QC value is applied. For gate count minimization, the condition vector is checked to contain a single truth-value or not. Correspondingly, a gate is inferred.

Experimental Results

Both the shortest path approach and ILP formulation explained are implemented as standalone C++ program. For the ILP formulation, the API calls for the commercial ILP solver IBM CPLEX version 12.2 [33] are utilized. For both the techniques, experiments are done using Intel(R) Core(TM) i7-2670QM CPU @ 2.20GHz machine with 4 GB RAM, running Red Hat Linux version 2.6.32-358.6.2.el6.x86_64.

Table 2. Execution Time for Selected Benchmarks

Function	Variable Count	Gate Count	Execution Time (seconds)	
			SMT [34]	(0-1) ILP
Peres	3	2	< 0.01	2.16
Fredkin	3	3	< 0.01	7.19
Miller	3	5	< 0.01	1536.68

For benchmarking the efficiency of the ILP solver against state-of-the-art exact approaches, we compare the execution times with those reported in [34]. In [34], a Satisfiability Modulo Theory (SMT)-based solver with function-specific optimizations have been used. The results are presented in table 2. Clearly, (0-1) ILP does not provide a practical solution to reversible logic synthesis, despite its capability to explore the optimization space rather than determining a satisfiable solution as in SAT. Even for the most basic examples, the runtime quickly increased. To control the runtime, the solution space is restricted in CPLEX by setting *IntSolLim* to 1. Even then, it produced the result with gap of several orders of magnitude execution time, when compared to SAT.

In contrast, the shortest path problem formulation led to comprehensive results for complete 3-variable Boolean functions. The flexibility of our solution allowed including different gates (N - NOT, C - CNOT, T - Toffoli, F - Fredkin, P - Peres) and also consider positive control and inverted control lines, indicated by '+' and '-' in Table 3. Table 4 reports corresponding QC values. It can be observed that Fredkin gate is decomposed into Toffoli gates and therefore, the QC values are same for NCT and NCTF family, while reporting optimized QC. For each of these gate families, optimal gate count and optimal QC values are obtained within a minute for the entire set of 3-variable functions. Note that, this study only presents the optimal gate/Quantum cost for classical gates. The detailed QC values with non-classical gates, as reported in [35], is avoided because of space limitations.

The shortest path formulation for reversible logic synthesis provides the computational viewpoint of what has been a purely memory-oriented approach in [6] and [7]. The sheer number of nodes for 4-variable and beyond presents a bottleneck for scaling the shortest path approach. On the other hand, this may provide opportunities for utilizing graph theoretic results such as approximate shortest paths.

6 Conclusion and Future Work

In this paper, we showed the intractability of exact reversible logic synthesis, for both the cases of the circuit being bounded-ancilla and ancilla-free. We attempted two different formulations for solving the exact problem

Table 3. Optimal Gate Count results for 3-variable circuits

GC	NCT		NCF		NCTF		NCTPF	
	+	+/-	+	+/-	+	+/-	+	+/-
0	1	1	1	1	1	1	1	1
1	12	27	12	21	15	33	27	81
2	102	369	101	280	143	544	413	2620
3	625	2925	676	2422	1006	4980	3910	26437
4	2780	13282	3413	11229	5021	20223	17678	11181
5	8921	20480	11378	18689	15083	14175	18073	0
6	17049	3236	17970	7558	17261	364	218	0
7	10253	0	6739	120	1790	0	0	0
8	577	0	30	0	0	0	0	0
Avg.	5.87	4.58	5.66	4.77	5.33	4.22	4.34	3.21

Table 4. Optimal QC results for 3-variable circuits

QC	NCT		NCF		NCTF		NCTPF	
	+	+/-	+	+/-	+	+/-	+	+/-
0	1	1	1	1	1	1	1	1
1	9	15	9	15	9	15	9	15
2	51	117	51	117	51	117	51	117
3	187	433	187	433	187	443	187	433
4	393	534	393	534	393	534	405	582
5	477	240	474	228	477	240	609	744
6	260	196	215	16	260	196	998	2572
7	338	1320	17	6	338	1320	2648	5112
8	1335	4596	48	150	1335	4596	4397	2400
9	3224	3168	408	1479	3224	3168	2712	9072
10	3686	204	1919	4760	3686	204	5994	8456
11	902	960	3931	2893	902	960	10249	64
12	933	5712	2634	120	933	5712	1750	7832
13	4053	10704	462	0	4053	10704	3488	2920
14	8690	1368	5	10	8690	1368	6640	0
15	4903	200	78	468	4903	200	182	0
16	244	2208	1038	5478	244	2208	0	0
17	1094	6320	6079	10986	1094	6320	0	0
18	4346	2024	9571	1874	4346	2024	0	0
19	4724	0	2036	0	4724	0	0	0
20	470	0	12	0	470	0	0	0
21	0	0	0	0	0	0	0	0
22	0	0	24	288	0	0	0	0
23	0	0	732	4740	0	0	0	0
24	0	0	5496	5604	0	0	0	0
25	0	0	4482	120	0	0	0	0
26	0	0	18	0	0	0	0	0
Avg.	13.74	12.46	17.47	16.58	13.74	12.46	10.52	9.35

namely, (0-1) ILP and shortest path problem. The former approach fails miserably to produce optimal solutions in acceptable time. The shortest path problem formulation is used to generate comprehensive results for 3-variable functions, while scaling it up to larger variable sizes remain an interesting future work.

References

1. C. H. Bennett, "Logical reversibility of computation," *IBM J. Res. Dev.*, vol. 17, pp. 525–532, Nov. 1973.
2. Reversible Benchmarks, <http://webhome.cs.uvic.ca/~dmaslov>.
3. A. Barenco et al, "Elementary gates for quantum computation," *Phys. Rev. A*, vol. 52, pp. 3457–3467, Nov 1995.
4. A. Chattopadhyay, C. Chandak and K. Chakraborty, "Complexity Analysis of Reversible Logic Synthesis," *arXiv:1402.0491[cs.ET]*, 2014.
5. D. Grosse, R. Wille, G. Dueck, and R. Drechsler, "Exact multiple-control toffoli network synthesis with sat techniques," *IEEE TCAD*, vol. 28, no. 5, pp. 703–715, 2009.
6. V. Shende, A. Prasad, I. Markov, and J. Hayes, "Reversible logic circuit synthesis," in *ICCAD*, pp. 353–360, 2002.
7. O. Golubitsky, S. M. Falconer, and D. Maslov, "Synthesis of the optimal 4-bit reversible circuits," in *DAC, DAC '10*, pp. 653–656, 2010.
8. K. N. Patel, I. L. Markov, and J. P. Hayes, "Optimal synthesis of linear reversible circuits," *Quantum Info. Comput.*, vol. 8, pp. 282–294, Mar. 2008.
9. D. Miller, D. Maslov, and G. Dueck, "A transformation based algorithm for reversible logic synthesis," in *DAC*, pp. 318–323, 2003.
10. C. Chandak et al, "Analysis and improvement of transformation-based reversible logic synthesis," in *ISMVL*, pp. 47–52, 2013.

11. R. Wille and R. Drechsler, "BDD-based Synthesis of Reversible Logic for Large Functions," in *DAC*, DAC '09, pp. 270–275, 2009.
12. P. Gupta, A. Agrawal, and N. Jha, "An algorithm for synthesis of reversible logic circuits," *IEEE TCAD*, vol. 25, no. 11, pp. 2317–2330, 2006.
13. N. M. Nayeem and J. E. Rice, "Improved esop-based synthesis of reversible logic," in *Proc. Reed-Muller Workshop*, 2011.
14. A. Mishchenko and M. Perkowski, "Fast heuristic minimization of exclusive-sums-of-products," in *Proc. Reed-Muller Workshop*, pp. 242–250, 2001.
15. R. Wille and R. Drechsler, *Towards a Design Flow for Reversible Logic*. Springer, 2010.
16. M. Saeedi and I. L. Markov, "Synthesis and optimization of reversible circuits - a survey," *ACM Comput. Surv.*, vol. 45, pp. 21:1–21:34, Mar. 2013.
17. Y. Takahashi, S. Tani, and N. Kunihiro, "Quantum addition circuits and unbounded fan-out," *Quantum Info. Comput.*, vol. 10, pp. 872–890, Sept. 2010.
18. A. G. Fowler, A. M. Stephens, and P. Groszkowski, "High-threshold universal quantum computation on the surface code," *Phys. Rev. A*, vol. 80, p. 052312, Nov 2009.
19. M. Szykowski and P. Kerntopf, "A study of optimal 4-bit reversible circuit synthesis from mixed-polarity toffoli gates," in *Nanotechnology (IEEE-NANO), IEEE Conference on*, pp. 1–6, 2012.
20. D. Maslov and G. Dueck, "Improved quantum cost for n-bit toffoli gates," *Electronics Letters*, vol. 39, no. 25, pp. 1790–1791, 2003.
21. M. Szykowski and P. Kerntopf, "Low quantum cost realization of generalized peres and toffoli gates with multiple-control signals," in *Nanotechnology (IEEE-NANO), IEEE Conference on*, 2013.
22. Z. Sasanian, R. Wille, and D. M. Miller, "Realizing reversible circuits using a new class of quantum gates," in *DAC*, DAC '12, pp. 36–41, 2012.
23. W. J. Masek, "Some NP-complete set covering problems," tech. rep., MS Thesis, MIT Lab. Computer Science, MIT, Cambridge, 1978.
24. C. Umans, T. Villa, and A. Sangiovanni-Vincentelli, "Complexity of two-level logic minimization," *IEEE TCAD*, vol. 25, no. 7, pp. 1230–1246, 2006.
25. R. M. Karp, "Reducibility among combinatorial problems," in *Complexity of Computer Computations* (R. E. Miller and J. W. Thatcher, eds.), pp. 85–103, New York: Plenum, 1972.
26. T. Sasao and P. Besslich, "On the complexity of mod-21 sum pla's," *IEEE Trans. Comput.*, vol. 39, pp. 262–266, Feb. 1990.
27. M. Perkowski and M. Chrzanowska-Jeske, "An exact algorithm to minimize mixed-radix exclusive sums of products for incompletely specified boolean functions," in *IEEE ISCAS*, vol. 2, pp. 1652–1655, 1990.
28. B. Steinbach and A. Mishchenko, "Snf: a special normal form for esops," in *Proc. Reed-Muller Workshop*, pp. 66–81, 2001.
29. T. Sasao, "An exact minimization of and-exor expressions using reduced covering functions," in *In Proceedings of the Synthesis and Simulation Meeting and International Interchange*, pp. 374–383, 1993.
30. D. P. DiVincenzo, "Two-bit gates are universal for quantum computation," *Phys. Rev. A*, vol. 51, pp. 1015–1022, Feb 1995.
31. I. L. Markov and M. Saeedi, "Constant-optimized quantum circuits for modular multiplication and exponentiation," *Quantum Info. Comput.*, vol. 12, pp. 361–394, May 2012.
32. M. L. Fredman and R. E. Tarjan, "Fibonacci heaps and their uses in improved network optimization algorithms," *J. ACM*, 1987.
33. CPLEX Optimizer, <http://www-01.ibm.com/software/commerce/optimization/cplex-optimizer/>.
34. R. Wille and D. Grosse, "Fast exact toffoli network synthesis of reversible logic," in *ICCAD, ICCAD '07*, pp. 60–64, 2007.
35. M. Rahman and G. Dueck, "Optimal quantum circuits of three qubits," in *Multiple-Valued Logic (ISMVL), 2012 42nd IEEE International Symposium on*, pp. 161–166, May 2012.