

An importance sampling approach for copula models in insurance

Philipp Arbenz*, Mathieu Cambou†, Marius Hofert‡

April 7, 2015

Abstract

An importance sampling approach for sampling copula models is introduced. We propose two algorithms that improve Monte Carlo estimators when the functional of interest depends mainly on the behaviour of the underlying random vector when at least one of the components is large. Such problems often arise from dependence models in finance and insurance. The importance sampling framework we propose is general and can be easily implemented for all classes of copula models from which sampling is feasible. We show how the proposal distribution of the two algorithms can be optimized to reduce the sampling error. In a case study inspired by a typical multivariate insurance application, we obtain variance reduction factors between 10 and 30 in comparison to standard Monte Carlo estimators.

Key words: Copula, Dependence models, Importance sampling, Insurance, Risk measure, Tail event

1 Introduction

Many insurance applications, see our motivation Section 2, lead to the problem of calculating a functional of the form $\mathbb{E}[\Psi_0(\mathbf{X})]$, where $\mathbf{X} = (X_1, \dots, X_d) : \Omega \rightarrow \mathbb{R}^d$ is a random vector on a probability space $(\Omega, \mathcal{F}, \mathbb{P})$ and $\Psi_0 : \mathbb{R}^d \rightarrow \mathbb{R}$ is a measurable function. If the components of \mathbf{X} cannot be assumed to be independent, it is popular to model the distribution of \mathbf{X} with a copula, such that

$$\mathbb{P}[X_1 \leq x_1, \dots, X_d \leq x_d] = C(F_{X_1}(x_1), \dots, F_{X_d}(x_d)), \quad \mathbf{x} \in \mathbb{R}^d,$$

where $F_{X_j}(x) = \mathbb{P}[X_j \leq x]$, $j = 1, \dots, d$, are the marginal cumulative distribution functions (cdf) and $C : [0, 1]^d \rightarrow [0, 1]$ is a copula. A copula allows one to separate the dependence structure from the marginal distributions, which is useful for constructing multivariate stochastic models. We assume the reader to have a basic knowledge on copulas and refer to McNeil et al. (2005) or Nelsen (2006) for introductions.

The usual approach to estimate $\mathbb{E}[\Psi_0(\mathbf{X})]$ is by Monte Carlo simulation. In actuarial practice, very often a set of outcomes of \mathbf{X} with a low probability makes a large contribution to $\mathbb{E}[\Psi_0(\mathbf{X})]$. In this case, importance sampling can increase the number of samples lying in this set. Through a weighting approach, an unbiased estimator with a reduced variance can be obtained.

*SCOR Global P&C, General Guisan Quai 26, 8022 Zürich, Switzerland
Email: philipp.arbenz@gmail.com

†Institute of Mathematics, Station 8, EPFL, 1015 Lausanne, Switzerland
Email: mathieucambou@gmail.com

‡Department of Statistics and Actuarial Science, University of Waterloo, Canada
Email: marius.hofert@uwaterloo.ca

Importance sampling for copulas has been investigated by Glasserman and Li (2005) and Huang et al. (2010) for the Gauss copula only and Bee (2011) for absolutely continuous copulas. These papers are inspired by copula models in financial applications and assume the copula to be either Gaussian or having a known density. Copulas used in insurance however often deviate from these assumptions.

The main contribution of this paper is the study of importance sampling techniques that do not rely on a specific copula structure. We consider the case where the functional Ψ_0 of interest depends mainly on the behaviour of the random vector \mathbf{X} when at least one of the components is large. Such problems often arise from dependence models in the realm of finance and insurance, where distorted expectations of heavy tailed distributions are involved. We propose a new importance sampling framework for this setup which can be implemented for all classes of copula models from which sampling is feasible.

This paper is organized as follows. After motivating our work in Section 2, we introduce the importance sampling approach in Section 3. Section 4 presents a rejection sampling algorithm while Section 5 presents a direct sampling algorithm. For each of them, we expose the sampling of the proposal distribution, the calculation of the importance sampling weights and we discuss the optimal choice of the proposal distribution. Section 6 discusses the efficiency of our algorithms in rare event settings. A case study is given in Section 7 and Section 8 concludes.

2 Motivation

In a copula model, we may write

$$\mathbb{E}[\Psi_0(\mathbf{X})] = \mathbb{E}[\Psi(\mathbf{U})]$$

where $\mathbf{U} = (U_1, \dots, U_d) : \Omega \rightarrow \mathbb{R}^d$ is a random vector with distribution function C , $\Psi : [0, 1]^d \rightarrow \mathbb{R}$ is defined as

$$\Psi(u_1, \dots, u_d) = \Psi_0(F_{X_1}^{-1}(u_1), \dots, F_{X_d}^{-1}(u_d)),$$

and $F_{X_j}^{-1}(p) = \inf\{x \in \mathbb{R} : F_{X_j}(x) \geq p\}$, for $j = 1, \dots, d$.

If C and the margins F_{X_j} are known, we can use Monte Carlo simulation to estimate $\mathbb{E}[\Psi(\mathbf{U})]$. For a random sample $\{\mathbf{U}_i : i = 1, \dots, n\}$ of \mathbf{U} , the Monte Carlo estimator of $\mathbb{E}[\Psi(\mathbf{U})]$ is given by

$$\mu_n = \frac{1}{n} \sum_{i=1}^n \Psi(\mathbf{U}_i). \quad (2.1)$$

In this paper, we consider the case where Ψ is large only when at least one of its arguments is close to 1, or equivalently, if at least one of the components of \mathbf{X} is large. This assumption is inspired by several applications in insurance, as the following examples illustrate:

- The fair premium of a stop loss cover with deductible T is $\mathbb{E} \left[\max \left\{ \sum_{j=1}^d X_j - T, 0 \right\} \right]$. The corresponding functional is $\Psi(\mathbf{u}) = \max \left\{ \sum_{j=1}^d F_{X_j}^{-1}(u_j) - T, 0 \right\}$; see the left hand side of Figure 1 for a contour plot of Ψ for two Pareto margins.
- Risk measures for an aggregate $S = \sum_{j=1}^d X_j$, such as Value-at-Risk, $\text{VaR}_\alpha(S)$, or Expected Shortfall, $\text{ES}_\alpha(S)$, $\alpha \in (0, 1)$, cannot in general be written as an expectation of type $\mathbb{E}[\Psi_0(\mathbf{X})]$. However, they are functionals of the aggregate distribution function $F_S(x) = \mathbb{P}[S \leq x] = \mathbb{E}[\Psi^{(x)}(\mathbf{U})]$, where $\Psi^{(x)}(x \in \mathbb{R})$ is the indicator function

$$\Psi^{(x)}(\mathbf{u}) = \mathbf{1} \{ F_{X_1}^{-1}(u_1) + \dots + F_{X_d}^{-1}(u_d) \leq x \}.$$

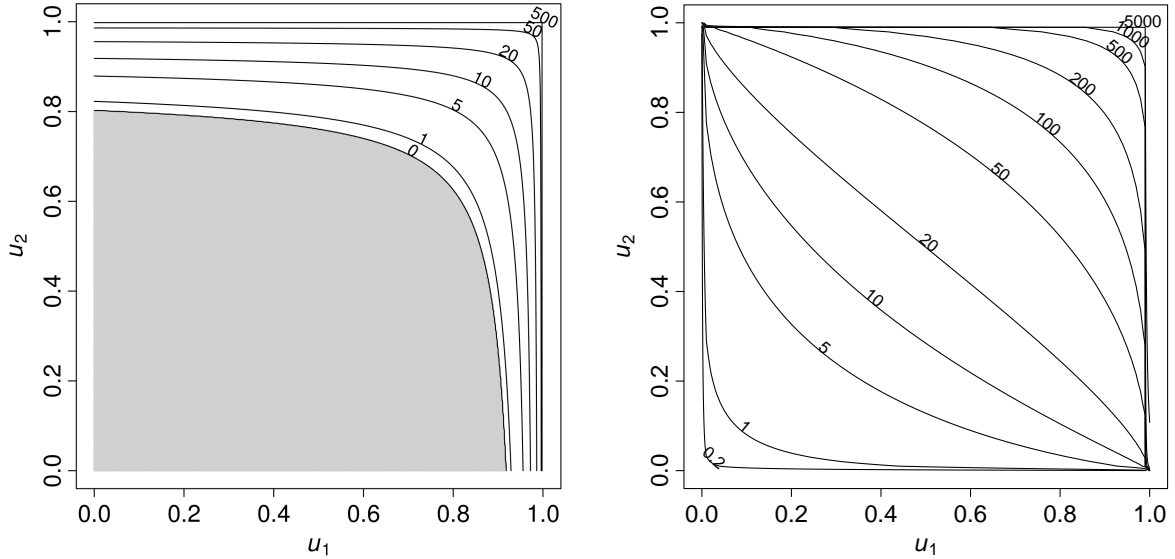


Figure 1: *Left:* Contour lines for the excess function $\Psi(u_1, u_2) = \max\{F_{X_1}^{-1}(u_1) + F_{X_2}^{-1}(u_2) - 10, 0\}$, where the margins are Pareto distributed with $F_{X_1}(x) = 1 - (1+x/4)^{-2}$ and $F_{X_2}(x) = 1 - (1+x/8)^{-2}$. The grey area indicates where Ψ is zero. *Right:* Contour lines for the product function $\Psi(u_1, u_2) = F_{X_1}^{-1}(u_1)F_{X_2}^{-1}(u_2)$, where $X_1 \sim \text{LN}(2, 1)$ and $X_2 \sim \text{LN}(1, 1.5)$.

We can therefore write

$$\text{VaR}_\alpha(S) = \inf \left\{ x \in \mathbb{R} : \mathbb{E}[\Psi^{(x)}(\mathbf{U})] \geq \alpha \right\}, \quad \text{ES}_\alpha(S) = \frac{1}{1-\alpha} \int_\alpha^1 \text{VaR}_u(S) du,$$

which depend only on those x for which $\mathbb{E}[\Psi^{(x)}(\mathbf{U})] \geq \alpha$ holds. This is determined by the tail behaviour of S , which is strongly influenced by the properties of the copula C when at least one component is close to 1. Note that capital allocation methods such as the Euler principle for Expected Shortfall behave similarly, see Tasche (2008) and McNeil et al. (2005), page 260.

- Computing the covariance (or correlation) of two positive heavy-tailed random variables X_1 and X_2 requires the calculation of $\mathbb{E}[X_1 X_2]$. The implied functional is $\Psi(u_1, u_2) = F_{X_1}^{-1}(u_1)F_{X_2}^{-1}(u_2)$. A contour plot of Ψ for log-normal (LN) margins is shown in the right hand side of Figure 1. In contrast to the preceding examples, this Ψ does not only depend on the tail behaviour of (X_1, X_2) . However, $\mathbb{E}[\Psi(\mathbf{U})]$ depends mainly on the copula behaviour when at least one argument is close to 1, as Ψ becomes large in this case.

Note that in this framework we follow the convention of (McNeil et al., 2005, Remark 2.1) that \mathbf{X} refers to a loss and $-\mathbf{X}$ to a profit, which is more common in an actuarial context. One could have equally well worked with the P&L random variable $-\mathbf{X}$ by changing the area of interest to where components of \mathbf{X} are small.

3 Importance sampling

The idea behind importance sampling is to sample from a proposal distribution $F_{\mathbf{V}}$ different from the target distribution C . The proposal distribution concentrates more samples in the region driving large contributions to $\mathbb{E}[\Psi(\mathbf{U})]$. With a suitable weighting approach, one obtains an unbiased estimator with lower variance.

Suppose the function Ψ under consideration is in the class illustrated above: Ψ is large if at least one of its arguments is close to 1. In this case, a drawback of the estimator μ_n in (2.1) is that,

typically, for many of the samples \mathbf{U}_i , none of the components is close to 1. Therefore, most samples lie in a region of low interest. The estimation error of μ_n can thus be large, even if n is large.

Let $\mathbf{V} = (V_1, \dots, V_d) : \Omega \rightarrow [0, 1]^d$ denote a random vector with distribution function $F_{\mathbf{V}}$. We can rewrite the integral $\mathbb{E}[\Psi(\mathbf{U})]$ as

$$\mathbb{E}[\Psi(\mathbf{U})] = \int_{[0,1]^d} \Psi(\mathbf{u}) dC(\mathbf{u}) = \int_{[0,1]^d} \Psi(\mathbf{u}) \frac{dC(\mathbf{u})}{dF_{\mathbf{V}}(\mathbf{u})} dF_{\mathbf{V}}(\mathbf{u}) = \mathbb{E} \left[\Psi(\mathbf{V}) \frac{dC(\mathbf{V})}{dF_{\mathbf{V}}(\mathbf{V})} \right], \quad (3.1)$$

where $dC/dF_{\mathbf{V}}$ denotes the Radon–Nikodym derivative of C with respect to $F_{\mathbf{V}}$. The Radon–Nikodym derivative exists if and only if the copula C is absolutely continuous with respect to $F_{\mathbf{V}}$. We will provide more details on this issue later in this section. If C and $F_{\mathbf{V}}$ are absolutely continuous with densities c and $f_{\mathbf{V}}$ with respect to the Lebesgue measure, the Radon–Nikodym derivative $dC/dF_{\mathbf{V}}$ is simply the ratio of the densities $c/f_{\mathbf{V}}$.

For an i.i.d. sample $\{\mathbf{V}_i : i = 1, \dots, n\}$ of \mathbf{V} , we can define the importance sampling estimator

$$\hat{\mu}_n = \frac{1}{n} \sum_{i=1}^n \Psi(\mathbf{V}_i) w(\mathbf{V}_i), \quad (3.2)$$

where $w(\mathbf{V}_i) = dC(\mathbf{V}_i)/dF_{\mathbf{V}}(\mathbf{V}_i)$ are the sample weights. The goal is then to find $F_{\mathbf{V}}$ such that the variance of $\hat{\mu}_n$ is smaller than the variance of μ_n .

In order to define the proposal distribution $F_{\mathbf{V}}$, we suggest a mixing approach by taking a weighted average of a multivariate cdf $C^{[\lambda]} : [0, 1]^d \rightarrow [0, 1]$ over different values of λ . Let F_{Λ} denote the distribution function of a random variable $\Lambda : \Omega \mapsto [0, 1]$. We then define the distribution $F_{\mathbf{V}}$ of \mathbf{V} as a mixture of $C^{[\lambda]}$ over the distribution F_{Λ} :

$$F_{\mathbf{V}}(\mathbf{u}) = \int_0^1 C^{[\lambda]}(\mathbf{u}) dF_{\Lambda}(\lambda), \quad \mathbf{u} \in [0, 1]^d.$$

The distribution $C^{[\lambda]}$ shall be understood as a distorted version of the copula C that will concentrate samples in specific regions of the sampling space. These regions will then be parametrized by the value of λ . More precisely, we will construct $C^{[\lambda]}$ so that it puts mass only in the region $[0, 1]^d \setminus [0, \lambda]^d$. In the sequel, we will propose two possible definitions of $C^{[\lambda]}$ that will define two importance sampling algorithms, namely a rejection sampling algorithm in Section 4 and a direct sampling algorithm in Section 5.

We will see that this mixture approach is natural in order to allow C to be absolutely continuous with respect to $F_{\mathbf{V}}$. In particular, the absolute continuity is guaranteed for any copula C if the following condition is satisfied.

Condition A. *The random variable Λ satisfies $\mathbb{P}[\Lambda = 0] > 0$.*

In order to obtain a well defined weight function $w(\mathbf{V})$ and an unbiased estimator $\hat{\mu}_n$, Condition A must be fulfilled. This condition does not require particular assumptions on C . Although it seems restrictive, we will see that it is also needed to have a consistent estimator $\hat{\mu}_n$. To that end, we assume Condition A to be satisfied in what follows.

The construction of the proposal distribution $F_{\mathbf{V}}$ as a $C^{[\lambda]}$ -mixture directly yields a sampling method, as one can draw a realization of $F_{\mathbf{V}}$ by first drawing $\Lambda \sim F_{\Lambda}$ and then $\mathbf{V} \sim C^{[\Lambda]}$. Therefore, the following algorithm can be used to calculate $\hat{\mu}_n$:

Algorithm 3.1. *Fix $n \in \mathbb{N}$. For $i = 1, \dots, n$, do:*

1. *draw $\Lambda_i \sim F_{\Lambda}$;*
2. *draw $\mathbf{V}_i \sim C^{[\Lambda_i]}$;*
3. *calculate $w(\mathbf{V}_i)$;*

Return $\hat{\mu}_n = n^{-1} \sum_{i=1}^n \Psi(\mathbf{V}_i)w(\mathbf{V}_i)$.

The following lemma establishes consistency and asymptotic normality of the estimator $\hat{\mu}_n$.

Lemma 3.2. *Suppose that $\text{var}[\Psi(\mathbf{U})] < \infty$ and that $w(\cdot) \leq B$ for some constant $B < \infty$. Then*

1. $\hat{\mu}_n$ converges \mathbb{P} -almost surely to μ ;
2. $\sigma^2 = \text{var}[\Psi(\mathbf{V})w(\mathbf{V})] < \infty$ and $n^{1/2}(\hat{\mu}_n - \mu)$ converges to $\mathcal{N}(0, \sigma^2)$ in distribution.

Proof.

1. Since $\mathbb{E}[\Psi(\mathbf{V})w(\mathbf{V})] = \mathbb{E}[\Psi(\mathbf{U})]$, consistency follows directly from the Strong Law of Large Numbers.
2. Note that

$$\mathbb{E}[\Psi(\mathbf{V})^2 w(\mathbf{V})^2] = \mathbb{E}[\Psi(\mathbf{U})^2 w(\mathbf{U})] \leq \mathbb{E}[\Psi(\mathbf{U})^2] B < \infty,$$

where the first equality is justified by a change of measure, see (3.1). We can immediately deduce asymptotic normality of $\hat{\mu}_n$ by the Central Limit Theorem, see, for example, Section 2.4 in Durrett (2010), page 110. \square

We will later show that under some mild assumptions on F_Λ , the weight function will indeed be bounded on $[0, 1]$.

4 A rejection sampling algorithm

For this algorithm, we propose $C^{[\lambda]}$ to denote the distribution of \mathbf{U} conditioned on the event that at least one of its components exceeds λ :

$$\begin{aligned} C^{[\lambda]}(\mathbf{u}) &= \mathbb{P}[U_1 \leq u_1, \dots, U_d \leq u_d \mid \max\{U_1, \dots, U_d\} > \lambda] = \mathbb{P}[U_1 \leq u_1, \dots, U_d \leq u_d \mid \mathbf{U} \notin [0, \lambda]^d] \\ &= \frac{C(\mathbf{u}) - C(\min\{u_1, \lambda\}, \dots, \min\{u_d, \lambda\})}{1 - C(\lambda \mathbf{1})}, \end{aligned}$$

where $\lambda \mathbf{1} = \lambda(1, \dots, 1) = (\lambda, \dots, \lambda) \in [0, 1]^d$. Note that $C^{[\lambda]}$ is a copula only if $C(\lambda \mathbf{1}) = 0$, but $C^{[\lambda]}$ does not need to be copula for our algorithm to work. By putting mass of Λ on $(0, 1)$, we can put more weight on the region of the copula where at least one component is large. For instance, if F_Λ is discrete and $\mathbb{P}[\Lambda = 0] = \mathbb{P}[\Lambda = 0.9] = 0.5$, then 50% of the samples of \mathbf{V} are constrained to lie only in $[0, 1]^d \setminus [0, 0.9]^d$ while the other 50% of the samples will lie on $[0, 1]^d$. Note that the mass on $[0, 1]^d \setminus [0, 0.9]^d$ would then be higher than 50%. On the other hand, the case $\mathbb{P}[\Lambda = 0] = 1$ yields $F_{\mathbf{V}} = C$.

4.1 Sampling the proposal distribution

We shall now describe how samples from $F_{\mathbf{V}}$ can be drawn. As $F_{\mathbf{V}}$ is defined through a mixing distribution, drawing a realization from $F_{\mathbf{V}}$ is done by drawing first $\Lambda \sim F_\Lambda$ and then $\mathbf{V} \sim C^{[\Lambda]}$, see Algorithm 3.1. Unfortunately, for well-known copula classes, the conditional distribution $C^{[\lambda]}$ is not analytically tractable. We are aware of only one class of shock copulas, namely Marshall–Olkin copulas, for which it is possible to sample directly from the conditional distribution $C^{[\lambda]}$. Details and the corresponding algorithm are provided in Appendix A.

However, sampling from $C^{[\lambda]}$ for an arbitrary copula C is always possible through a rejection algorithm, which is simple to implement but may be time consuming due to the rejection step. With the following rejection algorithm, it is thus possible to draw a sample from $F_{\mathbf{V}}$ for any copula C . The only condition is that it is feasible to draw realizations from both F_Λ and C . It is not necessary to know further properties of C , such as its density. The basic idea is to first draw a realization Λ from F_Λ and then iteratively draw realizations from C until one obtains a maximum component larger than Λ .

Algorithm 4.1. To draw one realization of $F_{\mathbf{V}}$:

1. draw $\Lambda \sim F_{\Lambda}$;
2. repeatedly draw $\mathbf{V} \sim C$ until $\max\{V_1, \dots, V_d\} > \Lambda$;
3. return \mathbf{V} .

A disadvantage of Algorithm 4.1 is that typically many samples of C are discarded, because of the acceptance condition in Step 2. In practice, there are two important reasons why this approach can be justified over standard Monte-Carlo. First, the evaluation of Ψ can be numerically more expensive than sampling from the copula, if, for instance, marginal quantile functions are demanding to compute or if Ψ_0 has no closed form. Second, storing a large sample of \mathbf{U} in computer memory can be numerically more expensive than generating it. This case may appear for example in estimating allocated capital, which requires storing the whole multivariate sample. In particular in high dimensional problems, memory constraints can be quite prohibitive. For illustration, consider the following example: for the calculation of risk capital and risk contributions in a setting with heavy tailed marginals, a sample of size 10'000'000 is often not large enough to yield sufficiently small estimation errors. However, in a 1'000-dimensional setting with double-precision floating point numbers, this sample would require about 80 gigabytes of memory, which is more than an average computer currently possesses in terms of RAM.

Algorithm 4.1 may require several realizations from \mathbf{U} in order to generate one realization of \mathbf{V} . The following lemma gives an expression for the expected number of \mathbf{U} 's for obtaining a realization of \mathbf{V} .

Lemma 4.2. Let $N_{\mathbf{V}}$ denote the number of draws from C necessary to simulate one realization from $F_{\mathbf{V}}$. The expected number of draws is

$$\mathbb{E}[N_{\mathbf{V}}] = \int_0^1 \frac{1}{1 - C(\lambda \mathbf{1})} dF_{\Lambda}(\lambda).$$

Proof. The probability that one draw from $\mathbf{U} \sim C$ satisfies $\max\{U_1, \dots, U_d\} > \lambda$ is $\mathbb{P}[\max\{U_1, \dots, U_d\} > \lambda] = 1 - C(\lambda \mathbf{1})$. Therefore, the number of draws necessary to simulate from $C^{[\lambda]}$ for a fixed λ is geometrically distributed with parameter $1 - C(\lambda \mathbf{1})$ and has expectation $1/[1 - C(\lambda \mathbf{1})]$. In order to simulate from \mathbf{V} , Λ is drawn from F_{Λ} . Therefore, $\mathbb{E}[N_{\mathbf{V}}]$ is given by averaging $1/[1 - C(\lambda \mathbf{1})]$ over F_{Λ} . \square

Using the Fréchet–Höfdding bounds (see Theorem 5.7 in McNeil et al. (2005)), we can give the following bounds for $\mathbb{E}[N_{\mathbf{V}}]$, which depend only on F_{Λ} and the dimension d , independent of the copula C .

Theorem 4.3. We have

$$\frac{1}{d} \mathbb{E} \left[\frac{1}{1 - \Lambda} \right] \leq \mathbb{E}[N_{\mathbf{V}}] \leq \mathbb{E} \left[\frac{1}{1 - \Lambda} \right].$$

Proof. Due to the upper Fréchet–Höfdding bound, we have $C(\lambda \mathbf{1}) \leq \min\{\lambda, \dots, \lambda\} = \lambda$. Hence,

$$\mathbb{E}[N_{\mathbf{V}}] = \int_0^1 \frac{1}{1 - C(\lambda \mathbf{1})} dF_{\Lambda}(\lambda) \leq \int_0^1 \frac{1}{1 - \lambda} dF_{\Lambda}(\lambda) = \mathbb{E} \left[\frac{1}{1 - \Lambda} \right].$$

Analogously, due to the lower Fréchet–Höfdding bound:

$$\mathbb{E}[N_{\mathbf{V}}] \geq \int_0^1 \frac{1}{1 - \max\{0, d\lambda - d + 1\}} dF_{\Lambda}(\lambda) = \int_0^1 \max \left\{ 1, \frac{1}{d(1 - \lambda)} \right\} dF_{\Lambda}(\lambda) \geq \frac{1}{d} \mathbb{E} \left[\frac{1}{1 - \Lambda} \right]. \quad \square$$

Due to Theorem 4.3, the number of draws from C necessary to draw one realization from \mathbf{V} has a finite expectation if and only if $\mathbb{E}[(1 - \Lambda)^{-1}] < \infty$. Intuitively, this implies that Λ should not have mass concentrated near 1 in order to be able to use Algorithm 4.1.

We shall see in the next section that specific choices for the copula C and for F_{Λ} will allow us to find analytical expressions for $\mathbb{E}[N_{\mathbf{V}}]$.

4.2 Calculation of sample weights

This section outlines how the weights $w(\mathbf{V}_i)$ used in Algorithm 3.1 can be calculated. We first deduce a useful representation.

Theorem 4.4. *The Radon–Nikodym derivative $w(\mathbf{u}) = dC(\mathbf{u})/dF_{\mathbf{V}}(\mathbf{u})$ can be written as*

$$w(\mathbf{u}) = \left(\int_0^{\max\{u_1, \dots, u_d\}} \frac{1}{1 - C(\lambda \mathbf{1})} dF_{\Lambda}(\lambda) \right)^{-1}.$$

Proof. Due to the Leibnitz integral rule, we have $dF_{\mathbf{V}}(\mathbf{u}) = \int_0^1 dC^{[\lambda]}(\mathbf{u}) dF_{\Lambda}(\lambda)$. From the definition of $C^{[\lambda]}$, we can deduce the differential

$$dC^{[\lambda]}(\mathbf{u}) = \begin{cases} 0, & \mathbf{u} \in [0, \lambda]^d, \\ \frac{dC(\mathbf{u})}{1 - C(\lambda \mathbf{1})}, & \text{otherwise.} \end{cases}$$

Using both identities, we obtain

$$dF_{\mathbf{V}}(\mathbf{u}) = dC(\mathbf{u}) \int_0^1 \frac{\mathbf{1}\{\lambda \leq \max\{u_1, \dots, u_d\}\}}{1 - C(\lambda \mathbf{1})} dF_{\Lambda}(\lambda),$$

leading to the desired result. \square

The efficiency of our approach comes from the fact that the term $dC(\mathbf{u})$ does not appear in $w(\mathbf{u})$. For instance, if C is absolutely continuous with respect to the Lebesgue measure, the density of C does not have to be evaluated to calculate $w(\mathbf{u})$. This is an advantage in comparison to most other importance sampling algorithms, for which the existence of the density of C is required.

In order to simplify the notation, let $\tilde{w}(t) : [0, 1] \rightarrow [0, \infty)$ be defined as

$$\tilde{w}(t) = \left(\int_0^t \frac{1}{1 - C(\lambda \mathbf{1})} dF_{\Lambda}(\lambda) \right)^{-1},$$

such that $w(\mathbf{u}) = \tilde{w}(\max\{u_1, \dots, u_d\})$.

Lemma 4.5. *Under Condition A, \tilde{w} is bounded from above by $\mathbb{P}[\Lambda = 0]^{-1}$ on $[0, 1]$.*

Proof. Since $C(\lambda \mathbf{1}), \lambda \in [0, 1]$, the diagonal section of the copula C and the distribution function F_{Λ} are both increasing functions, the weight function $\tilde{w}(t)$ is decreasing on $[0, 1]$, it is therefore bounded above by $\tilde{w}(0) = \mathbb{P}[\Lambda = 0]^{-1} < \infty$. \square

As a consequence, Condition A is not only sufficient to obtain existence of the weights, but it also guarantees that they are bounded. In virtue of Lemma 3.2, this is needed for consistency and asymptotic normality of the importance sampling estimator.

For general C and F_{Λ} , the evaluation of the weight function \tilde{w} can be demanding. In general, numerical integration schemes could be used. To circumvent these problems, we present two cases in which the evaluation of \tilde{w} is straightforward. Section 4.2.1 illustrates the case in which F_{Λ} is discrete. In Section 4.2.2, we assume that the copula C lies in a large class of copulas satisfying a polynomial condition on the diagonal. For this class, there is a specific choice of F_{Λ} which leads to an analytical expression for \tilde{w} .

4.2.1 Discrete F_{Λ}

This section shows that in the case of a discrete F_{Λ} , calculating $\tilde{w}(t)$ is fast and can easily be implemented. To this end, suppose F_{Λ} is discrete with a finite number n_{Λ} of atoms:

$$\mathbb{P}[\Lambda = x_k] = p_k, k = 1, \dots, n_{\Lambda}, \sum_{k=1}^{n_{\Lambda}} p_k = 1, p_1 > 0, \text{ and } 0 = x_1 < \dots < x_{n_{\Lambda}} < 1.$$

Note that Condition A is satisfied. In this case, \tilde{w} can be written as a step function

$$\tilde{w}(t) = \left(\sum_{k=1}^{n_\Lambda} \frac{\mathbf{1}\{x_k \leq t\}}{1 - C(x_k \mathbf{1})} p_k \right)^{-1}. \quad (4.1)$$

In order to evaluate $\tilde{w}(t)$, it is sufficient to calculate (or approximate) $C(x_k \mathbf{1})$ for $k = 1, \dots, n_\Lambda$. These values must be calculated only once for the whole sample. This approach with a discrete F_Λ can be used for any copula C . For $\mathbb{E}[N_{\mathbf{V}}]$, we obtain the explicit expression

$$\mathbb{E}[N_{\mathbf{V}}] = \sum_{k=1}^{n_\Lambda} \frac{p_k}{[1 - C(x_k \mathbf{1})]}.$$

4.2.2 Continuous F_Λ

For continuous F_Λ , the weight function \tilde{w} can in general only be calculated numerically. In the following, we assume that both C and F_Λ are of a special polynomial form, which leads to an explicit \tilde{w} . Suppose that C behaves as a monomial on its diagonal:

$$C(u \mathbf{1}) = u^\alpha, \quad 0 \leq u \leq 1.$$

Due to the Fréchet–Höfdding bounds, α must satisfy $1 \leq \alpha \leq d$. This class of copulas is quite large. The following list shows some popular copula families satisfying this condition.

- Marshall–Olkin copulas as proposed in Example A.2 of Appendix A. The corresponding exponent is $\alpha = \sum_{j=1}^m \min_{i:j \in I_i} (s_j / \tilde{s}_i)$.
- Sibuya copulas, as defined in Hofert and Vriens (2013), for which the default rate process is a homogeneous Poisson process.
- Extreme value copulas with a Pickands dependence function A . The corresponding exponent is $\alpha = dA(1/d, \dots, 1/d)$; see Section 7 in McNeil et al. (2005) for a definition of extreme value copulas. Note that this class contains the well-known Gumbel copula, for example.

Apart from the copula C , we also make some specific assumptions about $F_\Lambda : [0, 1] \rightarrow [0, 1]$. Suppose that

$$F_\Lambda(\lambda) = (1 - \gamma) + \gamma (1 - (1 - \lambda^\alpha)^\beta), \quad \beta > 1, 0 \leq \gamma \leq 1.$$

The parameter α is given by the exponent of the copula diagonal, so cannot be chosen freely. Furthermore, F_Λ has an atom of weight $1 - \gamma$ at zero. This distribution is similar to the distribution of Kumaraswamy (1980). In this case, the weight function can easily be calculated as

$$\tilde{w}(t) = \left(1 - \gamma + \gamma \beta \int_0^t \alpha \lambda^{\alpha-1} (1 - \lambda^\alpha)^{\beta-2} d\lambda \right)^{-1} = \frac{\beta - 1}{\beta - 1 + \gamma (1 - \beta (1 - t^\alpha)^{\beta-1})}. \quad (4.2)$$

As $\mathbb{E}[N_{\mathbf{V}}] = 1/\tilde{w}(1)$ (c.f. Lemma 4.2), we obtain an explicit expression for $\mathbb{E}[N_{\mathbf{V}}]$:

$$\mathbb{E}[N_{\mathbf{V}}] = 1 + \frac{\gamma}{\beta - 1}. \quad (4.3)$$

In order for Condition A to be satisfied, we assume $\gamma < 1$. In fact, using properties of the hypergeometric function, it is possible to show that for $\gamma = 1$, the weight function is unbounded and the variance of the weights $\text{var}[w(\mathbf{V})]$ is always infinite.

There are many copula classes which have an explicit diagonal. For instance, the Clayton family has a diagonal $C(t \mathbf{1}) = (dt^{-\theta} - d + 1)^{-1/\theta}$ for some $0 < \theta < \infty$. For future research, we may point out that it would be interesting to find “conjugate” F_Λ for copulas that also allow for an explicit form of $\tilde{w}(\cdot)$.

4.3 Optimal proposal distribution

This section gives an approach to calibrate the distribution F_Λ to the problem at hand. The basic idea is to choose the proposal distribution $F_\mathbf{V}$ in such a way that $\hat{\mu}_n$ has a smaller variance than μ_n . In our case, this reduces to optimally choosing the distribution F_Λ . In general, F_Λ must have an atom at 0 in order to satisfy Condition A. If Algorithm 4.1 is used for sampling, we also need to fulfill the constraint that $\mathbb{E}[1/(1 - \Lambda)]$ is not too large, and, in particular, finite.

Zero variance (i.e., no estimation error) would be obtained for $\hat{\mu}_n$ if

$$\Psi(\mathbf{u})w(\mathbf{u}) = \mathbb{E}[\Psi(\mathbf{U})], \quad \mathbf{u} \in [0, 1)^d, \quad (4.4)$$

see Section 4.1 in Asmussen and Glynn (2007), page 128. This choice is obviously not possible as $\mathbb{E}[\Psi(\mathbf{U})]$ is unknown. To obtain a small variance, we should choose Λ such that $w(\mathbf{u})^{-1}$ is approximately proportional to $\Psi(\mathbf{u})$. Due to Theorem 4.4, we may write this relation as

$$K \int_0^{\max\{u_1, \dots, u_d\}} \frac{1}{1 - C(\lambda \mathbf{1})} dF_\Lambda(\lambda) \approx \Psi(\mathbf{u}), \quad (4.5)$$

for some unknown constant $K \in \mathbb{R}_+$. In order to obtain a tractable optimization scheme, we use our assumption that $\Psi(\mathbf{u})$ is large if at least one of its components is large, namely

$$\Psi(\mathbf{u}) \approx \Psi(\max\{u_1, \dots, u_d\} \mathbf{1}). \quad (4.6)$$

Plugging (4.6) into (4.5), we obtain

$$K \int_0^t \frac{1}{1 - C(\lambda \mathbf{1})} dF_\Lambda(\lambda) \approx \Psi(t \mathbf{1}), \quad t \in [0, 1]. \quad (4.7)$$

In the following, we propose methods to calibrate F_Λ such that the approximate relation (4.7) is satisfied. We illustrate this calibration with the two choices for F_Λ being discrete and continuous.

4.3.1 Discrete F_Λ

In the discrete case, as defined in Section 4.2.1, specifying the distribution F_Λ reduces to setting the atoms x_k and their weights $p_k = \mathbb{P}[\Lambda = x_k]$ for $k = 1, \dots, n_\Lambda$. By plugging F_Λ into (4.7), we obtain

$$K \sum_{k=1}^{n_\Lambda} \frac{\mathbf{1}\{x_k \leq t\} p_k}{1 - C(x_k \mathbf{1})} \approx \Psi(t \mathbf{1}), \quad t \in [0, 1]. \quad (4.8)$$

We propose to set the p_k 's by enforcing equality to hold in (4.8) only for $t = x_1, \dots, x_{n_\Lambda}$. By assuming without loss of generality, that $x_k < x_{k+1}$ for all k , Equation (4.8) leads to

$$K \sum_{l=1}^k \frac{1}{1 - C(x_l \mathbf{1})} p_l = \Psi(x_k \mathbf{1}), \quad k = 1, \dots, n_\Lambda.$$

This yields a triangular linear system of equations which can be easily solved with the following algorithm; we propose to choose the x_k 's on a finite logarithmic grid becoming denser towards 1.

Algorithm 4.6.

1. Choose $n_\Lambda \in \mathbb{N}$;
2. define $x_k = 1 - (1/2)^{k-1}$, $k = 1, \dots, n_\Lambda$;
3. define $\tilde{p}_1 = \Psi(0, \dots, 0)$ and $\tilde{p}_k = (\Psi(x_k \mathbf{1}) - \Psi(x_{k-1} \mathbf{1})) (1 - C(x_k \mathbf{1}))$, for $k = 2, \dots, n_\Lambda$;
4. define $p_k = \tilde{p}_k / (\sum_l \tilde{p}_l)$.

The use of powers of $1/2$ to set the x_k 's is arbitrary; any other factor in $(0, 1)$ can be used instead. In numerical experiments, the impact of this choice was in general small, as the calculated p_k change accordingly.

In the following situations, Algorithm 4.6 may fail:

- if $p_1 = 0$, then F_Λ does not satisfy Condition A;
- if $t \mapsto \Psi(t\mathbf{1})$ is not monotone, then Algorithm 4.6 results in some of the p_k 's being negative;
- if the function Ψ does not attain a finite value at $(0, \dots, 0)$.

Since $n_\Lambda < \infty$, the condition $\mathbb{E}[1/(1 - \Lambda)] < \infty$ is automatically satisfied. Of course, one could also use discrete distributions for Λ supported by infinitely many points. However, in experiments analogous to the case study presented in Section 7, this has led to waiting times $\mathbb{E}[N_{\mathbf{V}}]$ becoming large without providing additional accuracy when using rejection sampling.

4.3.2 Continuous F_Λ

In the continuous case, as defined in Section 4.2.2, the optimization unfortunately cannot be done as easily and explicitly as for the discrete case. By putting F_Λ , see Equation (4.2), into (4.7), we obtain

$$K \left(1 + \frac{\gamma (1 - \beta(1 - t^\alpha)^{\beta-1})}{\beta - 1} \right) \approx \Psi(t\mathbf{1}), \quad t \in [0, 1]. \quad (4.9)$$

In order to optimize F_Λ , we would need to find parameters $K \in \mathbb{R}$, $\gamma \in (0, 1)$ and $\beta > 1$ which minimize some distance between the left and right hand side of (4.9). As distance function, one can for instance use the quadratic norm. This minimization can be implemented through standard numerical minimization procedures. Recall that α is fixed through the copula's diagonal. In order to have $\mathbb{E}[N_{\mathbf{V}}]$ not excessively high, one might want to impose a further parameter constraint by bounding $\mathbb{E}[N_{\mathbf{V}}] = 1 + \gamma/(\beta - 1)$.

5 A direct sampling algorithm

As noted in the previous section, the rejection sampling algorithm may lead to large sampling time due to the rejection step. This step was necessary due to the complexity of the conditioning event in the definition of $C^{[\lambda]}$. We now consider

$$\begin{aligned} C^{[\lambda]}(\mathbf{u}) &= d^{-1} \sum_{i=1}^d \mathbb{P}[U_1 \leq u_1, \dots, U_d \leq u_d \mid U_i > \lambda] \\ &= d^{-1} \sum_{i=1}^d \frac{C(\mathbf{u}) - C(u_1, \dots, u_{i-1}, \min\{u_i, \lambda\}, u_{i+1}, \dots, u_d)}{1 - \lambda}, \quad \mathbf{u} \in [0, 1]^d. \end{aligned} \quad (5.1)$$

This distribution only involves the conditional copula where the conditioning event is only on one element of the random vector \mathbf{U} . This will have the practical advantage that a direct sampling algorithm, i.e. with no rejection step, can be provided.

5.1 Sampling the proposal distribution

Let us denote C_{u_k} the conditional copula given that the k -th component equals u_k , that is

$$C_{u_k}(u_1, \dots, u_{k-1}, u_{k+1}, \dots, u_d) = \mathbb{P}[U_1 \leq u_1, \dots, U_{k-1} \leq u_{k-1}, U_{k+1} \leq u_{k+1}, \dots, U_d \leq u_d \mid U_k = u_k].$$

Sampling from $F_{\mathbf{V}}$ can then be performed using the following algorithm.

Algorithm 5.1. *To draw one realization of $F_{\mathbf{V}}$:*

1. draw $\Lambda \sim F_\Lambda$;
2. draw $I \in \{1, \dots, d\}$, with $\mathbb{P}[I = i] = d^{-1}$;
3. draw $V_I \sim U(\Lambda, 1)$;
4. draw $(V_1, \dots, V_{I-1}, V_{I+1}, \dots, V_d) \sim C_{V_I}$;
5. return $\mathbf{V} = (V_1, \dots, V_d)$.

The main advantage of this algorithm is that it does not reject any sample and as a consequence, in contrast to Algorithm 4.1, its run time does not depend on the distribution F_Λ . In addition, one can show that using a rejection algorithm for producing samples from (5.1) would yield an expected waiting time of $\mathbb{E}[(1 - \Lambda)^{-1}]$, which would be higher than the expected waiting time of the rejection sampling presented in Section 4, see Theorem 4.3. This justifies the fact that we propose two specific distributions of $C^{[\lambda]}$ for each of these two algorithms.

In Step 4 of Algorithm 5.1, a sampling algorithm for the conditional copula C_{u_k} , where k can be any of the d components, is required. Depending on the form of the copula C_{u_k} , efficient sampling algorithms may be available, see for instance Examples 5.3 and 5.4 below, or one can use the conditional distribution method. Note that the conditional distribution method is applied, for example, for sampling vine copulas; see the **VineCopula** R package.

Along the lines of Embrechts et al. (2003), we then propose the following general algorithm to sample from C_{u_k} .

Algorithm 5.2. Given $u_k \in \mathbb{R}$, to draw one realization of C_{u_k} , do:

1. draw $\mathbf{U}' = (U'_1, \dots, U'_{k-1}, U'_{k+1}, \dots, U'_d) \sim U(0, 1)^{d-1}$;
2. set

$$\begin{aligned}
 U_1 &= C^{-1}(U'_1 | u_k) \\
 &\vdots \\
 U_{k-1} &= C^{-1}(U'_{k-1} | U_1, \dots, U_{k-2}, u_k) \\
 U_{k+1} &= C^{-1}(U'_{k+1} | U_1, \dots, U_{k-2}, U_{k-1}, u_k) \\
 &\vdots \\
 U_d &= C^{-1}(U'_d | U_1, \dots, U_{k-1}, u_k, U_{k+1}, \dots, U_{d-1})
 \end{aligned}$$

3. return $(U_1, \dots, U_{k-1}, U_{k+1}, \dots, U_d)$.

Following Theorem 2.27 and Remark 2.29 in Schmitz (2003), we have that for $k > j$

$$C(u_j | u_1, \dots, u_{j-1}, u_k) = \frac{D_{1, \dots, j-1, k} C_{1, \dots, j-1, j, k}(u_1, \dots, u_{j-1}, u_j, u_k)}{D_{1, \dots, j-1, k} C_{1, \dots, j-1, k}(u_1, \dots, u_{j-1}, u_k)}, \quad (5.2)$$

which simplifies to

$$C(u_j | u_1, \dots, u_{j-1}) = \frac{D_{1, \dots, j-1} C_{1, \dots, j-1, j}(u_1, \dots, u_{j-1}, u_j)}{D_{1, \dots, j-1} C_{1, \dots, j-1}(u_1, \dots, u_{j-1})},$$

whenever $k < j$. Here, $D_{1, \dots, j, k}$ denotes the partial derivatives with respect to the components $1, \dots, j, k$ and $C_{1, \dots, j, k}$ denotes the copula corresponding to the distribution of these components. In general, tractable inverses of the conditional distributions (5.2) are not always available, and numerical root-finding would need to be applied. However, there are cases where one can derive explicitly such inverses, see, e.g., Example 5.5. In consequence, although this algorithm does not involve a rejection step, it may require more implementation effort.

Example 5.3 (Direct sampling of Farlie–Gumbel–Morgenstern copula). *The Farlie–Gumbel–Morgenstern (FGM) copula is defined by*

$$C^\theta(\mathbf{u}) = \prod_{i=1}^d u_i \left(1 + \theta \prod_{j=1}^d (1 - u_j) \right), \quad \mathbf{u} \in \mathbb{R}^d,$$

with $\theta \in [-1, 1]$, see, e.g., Genest et al. (2011). This copula is a special form of the more general Eyraud–Farlie–Gumbel–Morgenstern copula, see page 19 in Jaworski et al. (2010). It is easily seen that

$$\begin{aligned} \frac{\partial}{\partial u_k} C^\theta(\mathbf{u}) &= \prod_{i=1, i \neq k}^d u_i \left(1 + \theta(1 - 2u_k) \prod_{i=1, i \neq k}^d (1 - u_i) \right) \\ &= C^{\theta(1-2u_k)}(u_1, \dots, u_{k-1}, u_{k+1}, \dots, u_d), \end{aligned}$$

where $C^{\theta(1-2u_k)}$ is a FGM copula with parameter $\theta(1 - 2u_k) \in [-1, 1]$. As a consequence, sampling from $C_{u_k}^\theta$ is reduced to sampling from $C^{\theta(1-2u_k)}$. To this end, the conditional distribution method can be used. Producing a sample $\mathbf{U} \sim C^\theta$ can indeed be reduced to drawing $\mathbf{U}' \sim U(0, 1)^d$ and setting $U_1 = U'_1, \dots, U_{d-1} = U'_{d-1}$, and

$$U_d = \frac{2U'_d}{1 + W + \sqrt{(1 + W)^2 - 4WU'_d}},$$

where $W = \theta \prod_{j=1}^{d-1} (1 - 2U'_j)$, see Section 8.7.12 in Remillard (2013) for more details.

Example 5.4 (Direct sampling of Frank copula). According to Section 6 in Mesfioui and Quessy (2008), if $C(\mathbf{u}) = \psi(\psi^{-1}(u_1) + \dots + \psi^{-1}(u_d))$ is a d -dimensional Archimedean copula with generator ψ , then the $(d - 1)$ -dimensional copula \tilde{C} of the multivariate distribution C_{u_k} is also Archimedean, with generator

$$\psi_{u_k}(t) = \frac{\psi'(t + \psi^{-1}(u_k))}{\psi'(\psi^{-1}(u_k))}, \quad t \in [0, \infty].$$

This can be used to show that if C is a Frank copula with parameter $\alpha \in \mathbb{R}$ and generator $\psi_\alpha(t) = -\alpha^{-1} \log(1 - (1 - e^{-\alpha})e^{-t})$, then C_{u_k} can be modeled by a multivariate distribution with copula of type Ali–Mikhail–Haq with parameter $\theta(\alpha, u_k) = 1 - e^{-\alpha u_k}$, generator

$$\psi_{\theta(\alpha, u_k)}(t) = \frac{1 - \theta(\alpha, u_k)}{e^t - \theta(\alpha, u_k)} \quad (5.3)$$

and marginal distributions that have quantile functions

$$F_{\alpha, u_k}^{-1}(u) = -\frac{1}{\alpha} \log \left(\frac{e^{-\alpha} - 1}{1 + e^{-\alpha u_k}(u^{-1} - 1)} + 1 \right), \quad u \in [0, 1]. \quad (5.4)$$

In consequence, sampling from C_{u_k} is reduced to sampling from a Ali–Mikhail–Haq copula with generator (5.3), for example using the fast Marshall–Olkin algorithm, see Sections 2.4 and 2.5 in Hofert (2010), and then applying the quantile function (5.4) to the copula sample. In a similar fashion, if C is Archimedean such that C_{u_k} is easy to sample with the Marshall–Olkin algorithm (many examples and techniques are known), and, additionally, the marginal distributions are easy to invert, then one obtains a fast sampling technique for Step 4 in Algorithm 5.1.

Example 5.5 (Conditional distribution method for Clayton copula). *The Clayton copula is defined by*

$$C^\theta(\mathbf{u}) = \left(1 + \sum_{i=1}^d (u_i^{-\theta} - 1) \right)^{-1/\theta}, \quad \mathbf{u} \in \mathbb{R}^d,$$

with $\theta > 0$. Using (5.2), one can show that

$$C^{\theta(-1)}(u'_j|u_1, \dots, u_{j-1}, u_k) = \left(1 + \left(1 - (j-1) + \sum_{k=1}^{j-1} u_k^{-\theta} \right) \left((u'_j)^{-\frac{1}{j-1+1/\theta}} - 1 \right) \right)^{-1/\theta},$$

which allows one to easily implement Algorithm 5.2.

5.2 Calculation of sample weights

As for the rejection sampling approach, we derive a representation for the weights $w(\mathbf{V}_i)$ used in Algorithm 5.1.

Theorem 5.6. *The Radon–Nikodym derivative $w(\mathbf{u}) = dC(\mathbf{u})/dF_{\mathbf{V}}(\mathbf{u})$ can be written as*

$$w(\mathbf{u}) = \left(d^{-1} \sum_{i=1}^d \int_0^{u_i} \frac{1}{1-\lambda} dF_{\Lambda}(\lambda) \right)^{-1}.$$

Proof. Noting that

$$dC^{[\lambda]}(\mathbf{u}) = \frac{dC(\mathbf{u})}{d(1-\lambda)} \sum_{i=1}^d \mathbf{1}\{u_i > \lambda\},$$

we proceed similarly as in the proof of Theorem 4.4. \square

As in the rejection sampling algorithm, we note that $dC(\mathbf{u})$ does not appear in $w(\mathbf{u})$, so that the existence of the density of C is not a requirement for the derivation of the weights. In order to insure consistency and asymptotic normality of the importance sampling estimator, we shall also check the boundedness of the weight function.

Lemma 5.7. *Under Condition A, the weight function w is bounded from above by $\mathbb{P}[\Lambda = 0]^{-1}$ on $[0, 1]$.*

Proof. We note that $w(\mathbf{u})$ is decreasing in all components. Hence, it is bounded above by $w(0, \dots, 0) = \mathbb{P}[\Lambda = 0]^{-1} < \infty$. \square

For general F_{Λ} , the evaluation of the weight function w could be demanding. In general, numerical integration schemes could be used. To circumvent these problems we propose to use the same setup for F_{Λ} as in Section 4, i.e., a discrete case and a continuous case.

5.2.1 Discrete F_{Λ}

If F_{Λ} is discrete such that $\mathbb{P}[\Lambda = x_k] = p_k$, $p_1 > 0$, $k = 1, \dots, n_{\Lambda}$, $0 = x_1 < \dots < x_{n_{\Lambda}} < 1$, then w can be written as

$$w(\mathbf{u}) = d \left(\sum_{i=1}^d \sum_{k=1}^{n_{\Lambda}} \frac{\mathbf{1}\{x_k \leq u_i\}}{1-x_k} p_k \right)^{-1}. \quad (5.5)$$

5.2.2 Continuous F_{Λ}

Taking the cdf of Λ as

$$F_{\Lambda}(\lambda) = (1-\gamma) + \gamma(1-(1-\lambda)^{\beta}), \quad \beta > 1, 0 \leq \gamma < 1,$$

gives, for any copula C , the following closed form for the weights

$$w(\mathbf{u}) = \frac{\beta - 1}{\beta - 1 + \gamma - \gamma\beta d^{-1} \sum_{i=1}^d (1-u_i)^{\beta-1}}. \quad (5.6)$$

Note that we do not need any restriction on the copula diagonal, in contrast to Section 4.2.2

5.3 Optimal proposal distribution

To obtain a small variance, we should choose Λ such that $w(\mathbf{u})^{-1}$ is approximately proportional to $\Psi(\mathbf{u})$. Due to Theorem 5.6, we may write this relation as

$$Kd^{-1} \sum_{i=1}^d \int_0^{u_i} \frac{1}{1-\lambda} dF_\Lambda(\lambda) \approx \Psi(\mathbf{u}), \quad (5.7)$$

for some unknown constant $K \in \mathbb{R}_+$. As per the rejection sampling approach, we shall restrict the calibration to the diagonal in order to obtain a tractable optimization scheme and we use our assumption that $\Psi(\mathbf{u}) \approx \Psi(\max\{u_1, \dots, u_d\}\mathbf{1})$. Therefore (5.7) reduces to

$$K \int_0^t \frac{1}{1-\lambda} dF_\Lambda(\lambda) \approx \Psi(t\mathbf{1}), \quad t \in [0, 1]. \quad (5.8)$$

In the following, we propose methods to calibrate F_Λ such that the approximate relation (5.8) is satisfied. We illustrate this calibration with the two choices for F_Λ as outlined in Sections 5.2.1 and 5.2.2.

5.3.1 Discrete F_Λ

In the discrete case, we obtain

$$K \sum_{k=1}^{n_\Lambda} \frac{\mathbf{1}\{x_k \leq t\} p_k}{1 - x_k} \approx \Psi(t\mathbf{1}), \quad t \in [0, 1]. \quad (5.9)$$

We propose to determine the p_k 's by enforcing equality to hold in (5.9) only for $t = x_1, \dots, x_{n_\Lambda}$ which leads to the triangular system

$$K \sum_{l=1}^k \frac{1}{1 - x_l} p_l = \Psi(x_k\mathbf{1}), \quad k = 1, \dots, n_\Lambda.$$

Choosing the x_k 's as in the rejection sampling approach, we can solve for the p_k 's using the following algorithm:

Algorithm 5.8.

1. Choose $n_\Lambda \in \mathbb{N}$;
2. Define $x_k = 1 - (1/2)^{k-1}$, $k = 1, \dots, n_\Lambda$;
3. Define $\tilde{p}_1 = \Psi(0, \dots, 0)$ and $\tilde{p}_k = (\Psi(x_k\mathbf{1}) - \Psi(x_{k-1}\mathbf{1})) (1 - x_k)$, for $k = 2, \dots, n_\Lambda$;
4. Define $p_k = \tilde{p}_k / (\sum_l \tilde{p}_l)$.

5.3.2 Continuous F_Λ

In the continuous case, the optimization unfortunately cannot be done as easily and explicitly as for the discrete case. In this case, the optimization on $K \in \mathbb{R}$, $\gamma \in (0, 1)$ and $\beta > 1$ is performed such that

$$K \left[1 + \frac{\gamma (1 - \beta(1 - t)^{\beta-1})}{\beta - 1} \right] \approx \Psi(t\mathbf{1}), \quad t \in [0, 1]. \quad (5.10)$$

6 Rare event analysis

As the importance sampling technique is intended to be used in cases where the functional Ψ is large on sets which relate to rare events, we may want to study the efficiency of the algorithm in a rare event setting. We shall consider $\Psi^{(s)}(\mathbf{u})$ as a functional that will take non-zero values only on a small probability set. Let $p^{(s)} = \mathbb{E} [\Psi^{(s)}(\mathbf{U})]$ be the probability of interest. The rare event setting assumes that $\lim_{s \rightarrow 1} p^{(s)} = 0$. For each s , we would select a new mixing distribution $F_{\Lambda}^{(s)}$, therefore changing the calibration of the proposal distribution $F_{\mathbf{V}}^{(s)}$ and its sampling cost that we shall denote $T(s)$. In the direct sampling algorithm, see Section 5, this sampling cost is finite and constant in s , whereas it is of order $\mathbb{E}[(1 - \Lambda)^{-1}]$, see Theorem 4.3, in the rejection sampling algorithm from Section 4.

Let $\hat{\mu}_n^{(s)} = n^{-1} \sum_{i=1}^n \Psi^{(s)}(\mathbf{V}_i) w^{(s)}(\mathbf{V}_i)$ be the importance sampling estimate. In a rare-event setting, we would ideally aim for a bounded relative error as $s \rightarrow 1$, see Chapter VI in Asmussen and Glynn (2007), that is

$$\limsup_{s \rightarrow 1} \frac{\text{var} [\hat{\mu}_n^{(s)}]}{(p^{(s)})^2} T(s) < \infty. \quad (6.1)$$

Replacing $\text{var} [\hat{\mu}_n^{(s)}]$ by its upper bound $n^{-1} \mathbb{E} [\Psi^{(s)}(\mathbf{V})^2 w^{(s)}(\mathbf{V})^2]$, we shall aim for an algorithm that satisfies

$$\limsup_{s \rightarrow 1} \frac{n^{-1} \mathbb{E} [\Psi^{(s)}(\mathbf{V})^2 w^{(s)}(\mathbf{V})^2]}{(p^{(s)})^2} T(s) < \infty. \quad (6.2)$$

Note first that the optimality condition (4.4) guarantees that $\mathbb{E} [\Psi^{(s)}(\mathbf{V})^2 w^{(s)}(\mathbf{V})^2] / (p^{(s)})^2 \propto 1$. We now assume a mild condition for the calibration of $F_{\Lambda}^{(s)}$ that will be needed to obtain the efficiency criteria (6.2).

Condition B. *For all $s > 0$, the discrete distribution of Λ is constructed such that there exists $k \in \{1, \dots, n_{\Lambda}\}$ with $x_k = s$ and $p_k > 0$.*

We first study the case of rejection sampling from Section 4, limiting ourselves to the setup of a discrete distribution for Λ . Although typical rare event sets in the literature consider the sum of margins, we will consider the maximum instead, which allows us to stay within a rare event framework since $\{\max_i u_i > s\} \subseteq \{\sum_i u_i > s\}$, $\mathbf{u} \in [0, 1]^d$.

Theorem 6.1. *Assume that $\Psi^{(s)}(\mathbf{u}) = \mathbf{1}\{\max_i u_i > s\}$ and that the proposal distribution $F_{\mathbf{V}}$ and the corresponding weight function $w(\mathbf{u})$ are chosen as in Section 4. In addition, assume F_{Λ} is a discrete distribution with a finite number n_{Λ} of atoms $\mathbb{P}[\Lambda = x_k] = p_k$, $k = 1, \dots, n_{\Lambda}$, $0 = x_1 < \dots < x_{n_{\Lambda}} < 1$, calibrated as in Algorithm 4.6 and that the Condition B holds. Denote $k_{\mathbf{u}}^* = \max\{1 \leq k \leq n_{\Lambda} : x_k \leq \max_i u_i\}$, $\mathbf{u} \in [0, 1]^d$. Then*

$$\limsup_{s \rightarrow 1} \frac{\mathbb{E} [\Psi^{(s)}(\mathbf{V})^2 w^{(s)}(\mathbf{V})^2]}{(p^{(s)})^2} < \infty.$$

Proof. Under Condition B, we have that $x_{k_u^*} \geq s$ on the event $\{\max_i u_i > s\}$. Therefore,

$$\begin{aligned}
& \int_{[0,1]^d} \Psi^{(s)}(\mathbf{v})^2 w^{(s)}(\mathbf{v})^2 dF_{\mathbf{V}}(\mathbf{v}) = \int_{[0,1]^d} \Psi^{(s)}(\mathbf{u}) w^{(s)}(\mathbf{u}) dC(\mathbf{u}) \\
& = \int_{[0,1]^d} \Psi^{(s)}(\mathbf{u}) \left(\sum_{k=1}^{n_\Lambda} \tilde{p}_k \right) \left(\sum_{k=1}^{n_\Lambda} \frac{\mathbf{1}\{x_k \leq \max_i u_i\} \tilde{p}_k}{1 - C(x_k \mathbf{1})} \right)^{-1} dC(\mathbf{u}) \\
& = \int_{[0,1]^d} \Psi^{(s)}(\mathbf{u}) \left(\sum_{k=1}^{n_\Lambda} \Psi^{(s)}(x_k \mathbf{1}) (C(x_k \mathbf{1}) - C(x_{k-1} \mathbf{1})) \right) \Psi^{(s)}(x_{k_u^*} \mathbf{1})^{-1} dC(\mathbf{u}) \\
& = \int_{[0,1]^d} \Psi^{(s)}(\mathbf{u}) (C(x_{n_\Lambda} \mathbf{1}) - C(s \mathbf{1})) dC(\mathbf{u}) \\
& \leq (1 - C(s \mathbf{1})) \int_{[0,1]^d} \Psi^{(s)}(\mathbf{u}) dC(\mathbf{u}) = (p^{(s)})^2,
\end{aligned} \tag{6.3}$$

which proves the theorem. \square

Note that Theorem 6.1 guarantees a bounded relative error as in (6.1) whenever $\limsup_{s \rightarrow 1} T(s) < \infty$. This would not hold for the rejection algorithm. Indeed, since $\mathbb{E}[(1 - \Lambda)^{-1}] = \sum_{k=1}^{n_\Lambda} p_k / (1 - x_k)$, we obtain in virtue of Theorem 4.3 that $\limsup_{s \rightarrow 1} T^{(s)} = \infty$ under Condition B.

In the case of direct sampling, we can prove the corresponding version of Theorem 6.1 by taking $\Psi^{(s)}(\mathbf{u}) = \mathbf{1}\{u_i > s\}$ for any $i = 1, \dots, d$ and $k_u^* = \max\{1 \leq k \leq n_\Lambda : x_k \leq u_i\}$, $\mathbf{u} \in [0, 1]^d$. Since this algorithm has a computational cost $T(s)$ constant in s , it shall then be preferred to the rejection sampling algorithm in rare event settings, although it may require more implementation efforts.

The calibration of the proposal distribution $F_{\mathbf{V}}$ is profiled on the assumption that $\Psi(\mathbf{u}) \approx \Psi(\max_i u_i \mathbf{1})$. In Theorem 6.1 we have been able to show that when $\Psi(\mathbf{u}) = \mathbf{1}\{\max_i u_i > s\}$ for some $s \in (0, 1)$, i.e. when the assumption holds with equality, then $\mathbb{E}[\Psi(\mathbf{V})^2 w(\mathbf{V})^2] \leq \mathbb{E}[\Psi(\mathbf{U})^2]$. By Jensen's inequality we obtain that $\mathbb{E}[\Psi(\mathbf{V})^2 w(\mathbf{V})^2] \leq \mathbb{E}[\Psi(\mathbf{U})^2]$, and thus that $\text{var}(\hat{\mu}_n) \leq \text{var}(\mu_n)$, so a smaller estimator's variance. Although the assumption that $\Psi(\mathbf{u}) \approx \Psi(\max_i u_i \mathbf{1})$ is typical of application in insurance mathematics, it does not often hold with equality and thus cannot be easily incorporated into an analytical framework that would allow to prove a certain variance reduction factor. However, we illustrate in the numerical Case Study of Section 7 that we obtain a substantial variance reduction for several typical insurance problems.

7 Case study

In this section, we illustrate the performance of our importance sampling algorithms for functionals Ψ relevant for insurance applications. We shall use the two importance sampling algorithms defined in Section 4 and Section 5 on the same example. We use three random vectors, of dimension $d = 2$, $d = 5$, and $d = 25$, respectively. Our case study will assume that marginal distributions of $\mathbf{X} = (X_1, \dots, X_d)$ are lognormal, parametrized as $X_j \sim \text{LN}(10 - 0.1j, 1 + 0.2j)$, $j = 1, \dots, d$, which yields equal expectation for each margin, i.e. $\mathbb{E}[X_j] = 36\,315.5$ and standard deviation $\mathbb{E}[X_j] \sqrt{e^{1+0.2j} - 1}$. We will consider two examples of copulas, namely Clayton and Gumbel. Kendall's tau, see, e.g., Section 5.1.1 in Nelsen (2006), between each pair of margins is $1/3$, which yields a Clayton parameter of 1 and a Gumbel parameter of 1.5. Note that our importance sampling method does not rely on particular assumptions on the copula. In consequence, the general behavior of the algorithm does not significantly change with the strength of the dependence. This case study has been implemented using the R package `copula`.

We investigate the estimation of the following five functionals of \mathbf{X} . All are formulated in terms of the aggregate losses $S = \sum_{j=1}^d X_j$, which is inspired by risk aggregation problems arising frequently in actuarial practice:

- $\mathbb{E}[\max\{S - T, 0\}]$, which is the fair premium of a stop-loss cover with deductible T . For T we use $T = 10^5 d$, which is approximately 3 times the expectation of S ;

- $\text{VaR}_{0.995}(S)$ and $\text{ES}_{0.99}(S)$, which are the risk measures determining solvency capital under Solvency II and the Swiss Solvency Test, respectively (see FOPI (2006) and CEIOPS (2010));
- $\mathbb{E}[X_1 | S > F_S^{-1}(0.99)]$ and $\mathbb{E}[X_d | S > F_S^{-1}(0.99)]$, which represent the capital allocated to the first and last margin under the Euler principle, see Tasche (2008).

For ease of calibration and simulation, we use the discrete framework for F_Λ . As we want to use the same sample to estimate all objective functions, we only conduct one calibration of F_Λ for each problem dimension. Recall from Section 2 that VaR_α and ES_α cannot be written as an expectation of type $\mathbb{E}[\Psi_0(\mathbf{X})]$. We thus calibrate F_Λ using the stop-loss objective function $\tilde{\Psi}(\mathbf{u}) = \max\{\sum_{j=1}^d F_j^{-1}(u_j) - T, 0\}$. This is non-zero only for $\sum_{j=1}^d F_j^{-1}(u_j)$ above the deductible T , so that calibration with this function will favour a high concentration of distorted samples in the region of interest for our applications. Note that the calibration of F_Λ depends on the choice of copula and of the importance sampling algorithm, see Sections 4.3.1 and 5.3.1. The number of discretization points is set to $n_\Lambda = 10$. As shown in Table 1, the highest point $x_{10} = 1 - (1/2)^9 \approx 0.998$, which is well beyond the highest VaR level under consideration. In order to satisfy Condition A, we manually set the weight of x_0 to be $p_0 = 0.1$ and decrease the other weights proportionally. The weights p_k for $k = 1, \dots, n_\Lambda$ resulting from the calibration using the Gumbel copula and the rejection sampling approach are shown in Table 1 for dimensions $d = 2, 5$ and 25 .

	k	1	2	3	4	5	6	7	8	9	10
$d = 2$	x_k	0.000	0.500	0.750	0.875	0.937	0.968	0.984	0.992	0.996	0.998
	p_k	0.100	0.000	0.000	0.000	0.115	0.325	0.206	0.128	0.787	0.048
$d = 5$	p_k	0.100	0.000	0.000	0.000	0.129	0.302	0.202	0.131	0.084	0.053
$d = 25$	p_k	0.100	0.000	0.000	0.000	0.022	0.252	0.216	0.174	0.135	0.102

Table 1: Calibrated probability weights p_k using the Gumbel copula.

The weight functions $\tilde{w}(\cdot) = w(\cdot \mathbf{1})$ and a scatter plot of 5 000 samples of \mathbf{V} are plotted in Figure 2, when the reference copula is Gumbel and the rejection sampling approach is used. Given the setup of this case study, it is easy to check that Lemma 3.2 is satisfied. Due to the construction of $F_{\mathbf{V}}$, more samples lie close to the upper or right border than what would be observed for a copula sample.

As the objective functions use estimates of the distribution function of S , we normalize the sample weights to sum to 1. This further reduces the estimation error as advocated in Section 4.2.2 in Geweke (2005) or Section 2.5.2 in Liu (2008).

In order to assess the improvements provided by importance sampling, we present a simulation study for $d \in \{2, 5, 25\}$. We use a sample size of $n = 10\,000$ to calculate the importance sampling estimators $\hat{\mu}_n$ for each of the two algorithms and the standard Monte Carlo estimators μ_n for all objective functions. A total of 500 repetitions is used to obtain an empirical distribution of these estimators, and thus to estimate their variance. Although the sampling size has an impact on the value of the sample variance, it should not play a significant role in the study of algorithms efficiency. The results are presented in Tables 2, 3 for the Gumbel and Clayton cases using the rejection algorithm, and Tables 4, 5 for the Gumbel and Clayton cases using the direct algorithm. Although the value of the estimates may be different depending on which algorithm is used for sampling, we only present the reference value obtained from the plain Monte Carlo simulation since our empirical study has shown only negligible differences. The main results in these tables are in the form of variance reduction factors, which represent the sample variance of the plain Monte Carlo estimator divided by the sample variance of our importance sampling estimator.

Tables 2, 3, 4 and 5 show that the importance sampling algorithms greatly decrease the estimation error for all objective functions. It is not surprising that the largest reduction is for the stop-loss cover, since F_Λ is calibrated to this functional. A larger reduction for the other functionals could be achieved with a specific calibration for each of them. The smallest reduction factors are for

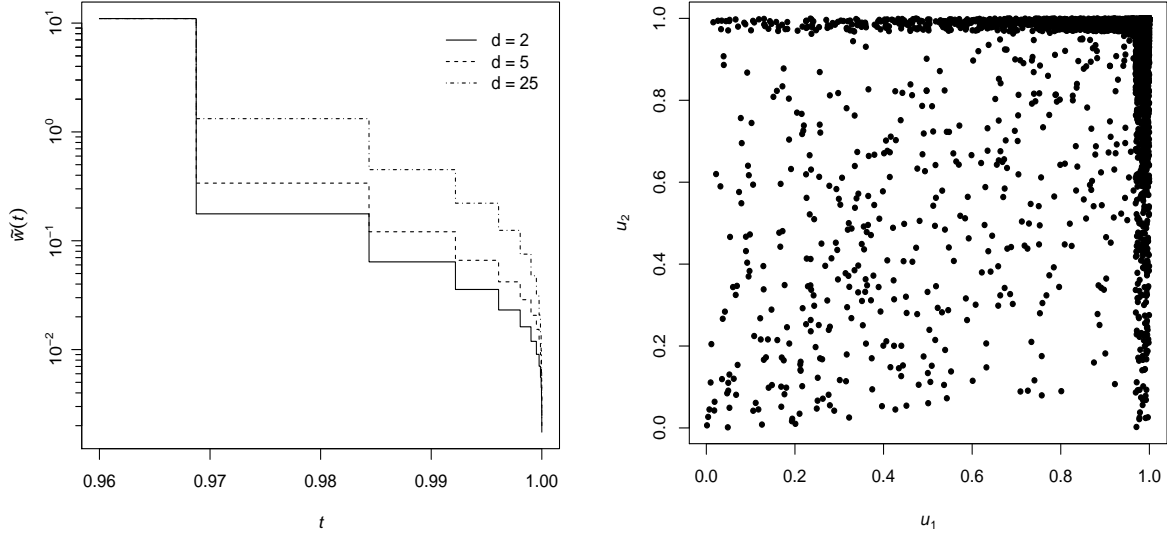


Figure 2: *Left*: Discrete weight function $\tilde{w}(t) = w(t\mathbf{1})$ for $t \in [0.96, 1]$ for the Gumbel copula, for dimensions $d \in \{2, 5, 25\}$ and using the rejection sampling approach. From 0 to 0.968 the function \tilde{w} is constant. *Right*: A scatter plot of 5000 samples of \mathbf{V} sampled using the rejection sampling approach.

	$d = 2$		$d = 5$		$d = 25$	
Objective function	Ref. val.	Red. fact.	Ref. val.	Red. fact.	Ref. val.	Red. fact.
$\mathbb{E}[(S - T)^+]$	10 498	80.8	29 648	39.1	310 499	17.3
$\text{VaR}_{0.995}(S)$	645 162	12.4	1 795 071	11.5	15 183 823	9.9
$\text{ES}_{0.99}(S)$	774 616	18.6	2 241 589	17.5	24 541 482	13.9
$\mathbb{E}[X_1 S > F_S^{-1}(0.99)]$	351 077	21.4	332 560	19.3	324 231	11.3
$\mathbb{E}[X_d S > F_S^{-1}(0.99)]$	423 539	22.3	570 105	18.1	1 676 897	17.7

Table 2: Reference values (Ref. val.) of the objective functions and variance reduction factors (Red. fact.) with F_λ discrete and C Gumbel copula, using the rejection sampling algorithm.

$\text{VaR}_{0.995}(S)$, because this functional does not depend on the tail behaviour of S beyond the 99.5% quantile, where the largest gain in accuracy is obtained by our importance sampling approach. The variance reduction can also be observed from the boxplots in Figures 3 and 4 that allow us to compare the entire distribution of the plain Monte Carlo to the importance sampling estimators for $\text{VaR}_{0.995}(S)$ and $\text{ES}_{0.99}(S)$, using the two algorithms for $d = 5$. We note that the bias indeed appears negligible and that variance of these empirical distributions has been greatly reduced by the importance sampling approaches.

In order to fairly assess the efficiency of the method and to compare the two sampling algorithms, one should divide the variance reduction factors in Tables 2 and 3 by the expected waiting time of the rejection sampling algorithm, $\mathbb{E}[N_{\mathbf{V}}]$, given in Table 6.

In most cases, the expected waiting time is larger than the variance reduction ratio, hence rendering the rejection algorithm inefficient for this case study. We recall that this waiting time issue is only a concern when using the rejection sampling algorithm from Section 4.

Although the conditional sampling algorithm might be a bit more computationally intensive than the direct sampling of the copula C , e.g., when inverting the conditional distributions in Algorithm 5.2 for certain copulas, this complexity is insignificant and does not become more pronounced if one puts more mass of Λ towards 1. For this reason, we conclude that the efficiency of the importance sampling method is not reduced with the conditional sampling approach.

Objective function	$d = 2$		$d = 5$		$d = 25$	
	Ref. val.	Red. fact.	Ref. val.	Red. fact.	Ref. val.	Red. fact.
$\mathbb{E}[(S - T)^+]$	7 765	63.08	13 657	23.59	119 531	9.05
$\text{VaR}_{0.995}(S)$	526 254	14.14	1 101 395	10.60	7 235 669	6.05
$\text{ES}_{0.99}(S)$	610 928	19.74	1 272 925	14.84	9 963 262	8.47
$\mathbb{E}[X_1 S > F_S^{-1}(0.99)]$	259 814	31.18	139 127	19.18	68 702	5.62
$\mathbb{E}[X_d S > F_S^{-1}(0.99)]$	351 113	26.04	384 475	16.92	1 009 675	15.81

Table 3: Reference values (Ref. val.) of the objective functions and variance reduction factors (Red. fact.) with F_λ discrete and C Clayton copula, using the rejection sampling algorithm.

Objective function	$d = 2$		$d = 5$		$d = 25$	
	Ref. val.	Red. fact.	Ref. val.	Red. fact.	Ref. val.	Red. fact.
$\mathbb{E}[(S - T)^+]$	10 498	116.03	29 648	80.27	310 499	21.71
$\text{VaR}_{0.995}(S)$	645 162	14.25	1 795 071	15.83	15 183 823	8.97
$\text{ES}_{0.99}(S)$	774 616	20.98	2 241 589	19.78	24 541 482	12.14
$\mathbb{E}[X_1 S > F_S^{-1}(0.99)]$	351 077	23.84	332 560	19.01	324 231	11.85
$\mathbb{E}[X_d S > F_S^{-1}(0.99)]$	423 539	23.87	570 105	20.67	1 676 897	19.52

Table 4: Reference values (Ref. val.) of the objective functions and variance reduction factors (Red. fact.) with F_λ discrete and C Gumbel copula, using the direct sampling algorithm.

8 Conclusion

We proposed an importance sampling approach for copula models with two algorithms, specifically designed for problems arising frequently in insurance and financial applications.

The starting point for the construction of an alternative sampling distribution was to consider the copula conditional on the event that some of its components exceed a certain threshold. In the rejection sampling approach, we require that the maximum of all components exceeds the threshold. In the direct sampling approach, we require that a specific component exceeds the threshold. The proposal distribution has then been constructed by mixing over different thresholds.

In order to minimize the estimation error of the importance sampling estimator, we proposed several procedures to set up and optimize the mixing distribution. Unlike other importance sampling approaches, our method does not have requirements on the original copula and it can be applied to any copula from which sampling is feasible.

The variance reduction of our approach has only been shown analytically for a simplified case. Through a case study inspired by a typical insurance application, we have shown that the rejection and the direct sampling algorithms are able to largely reduce simulation errors in more general estimation problems relevant to actuarial practitioners.

In the rejection sampling approach, sampling the proposal distribution can easily be implemented through a rejection algorithm, which only requires that samples from the original copula can be drawn. It is acknowledged that the computational cost of the algorithm is increased due to the rejection sampling procedure, which however is not always a disadvantage. In addition, the direct sampling algorithm based on the inversion of conditional distributions has been proposed. Although it requires a more advanced implementation, this algorithm has the striking advantage that it has a reduced computational complexity, of order of the cost of sampling C and that it does not depend on the calibration of the proposal distribution $F_{\mathbf{V}}$. We have also shown that the later algorithm is efficient in a rare-event setting in the sense of Asmussen and Glynn (2007).

For further research, we emphasize the problem of sampling from conditional distributions such

Objective function	$d = 2$		$d = 5$		$d = 25$	
	Ref. val.	Red. fact.	Ref. val.	Red. fact.	Ref. val.	Red. fact.
$\mathbb{E}[(S - T)^+]$	7 765	72.17	13 657	22.34	119 531	5.82
$\text{VaR}_{0.995}(S)$	526 254	14.74	1 101 395	11.05	7 235 669	6.33
$\text{ES}_{0.99}(S)$	610 928	20.18	1 272 925	12.60	9 963 262	5.23
$\mathbb{E}[X_1 S > F_S^{-1}(0.99)]$	259 814	31.41	139 127	14.93	68 702	10.55
$\mathbb{E}[X_d S > F_S^{-1}(0.99)]$	351 113	25.57	384 475	14.84	1 009 675	10.98

Table 5: Reference values (Ref. val.) of the objective functions and variance reduction factors (Red. fact.) with F_λ discrete and C Clayton copula, using the direct sampling algorithm.

	$d = 2$	$d = 5$	$d = 25$
Clayton ($\theta = 1$)	44.16	19.48	6.89
Gumbel ($\theta = 1.5$)	54.69	31.11	15.83

Table 6: Expected waiting time, $\mathbb{E}[N_{\mathbf{V}}]$, of the rejection sampling algorithm.

as the $C^{[\lambda]}$'s proposed in Section 4 and 5. One could aim at finding copulas for which the sampling of $C^{[\lambda]}$ is sufficiently simple, an example is given in Appendix A. More generally, families of copulas such that $C^{[\lambda]}$ stays within the same class for all $\lambda \in [0, 1]$ could be of interest. Note that copulas that are invariant under conditioning on subregions of $[0, 1]^d$ have been investigated in Charpentier and Juri (2006), Javid (2009) or Durante and Jaworski (2012). However, the conditional regions are always d -rectangles such as $\prod_{i=1}^d [\alpha_i, \beta_i] \subseteq [0, 1]^d$. The regions we condition on in the rejection sampling approach, $\{\max_i u_i > \lambda\}$, are unions of stripes.

Acknowledgements

The authors thank Hansjörg Albrecher, Anthony Davison, Paul Embrechts, Damir Filipovic, Christiane Lemieux and an anonymous referee for valuable feedback. As SCOR Fellow, Mathieu Cambou thanks SCOR for financial support.

References

- Asmussen, S. and Glynn, P. W. (2007). *Stochastic simulation: algorithms and analysis*. Stochastic Modelling and Applied Probability. Springer, New York.
- Bee, M. (2011). Adaptive importance sampling for simulating copula-based distributions. *Insurance: Mathematics and Economics*, 48(2):237–245.
- CEIOPS (2010). QIS5 Technical Specifications. Technical report, Committee of European Insurance and Occupational Pensions Supervisors.
- Charpentier, A. and Juri, A. (2006). Limiting dependence structures for tail events, with applications to credit derivatives. *Journal of Applied Probability*, 43(2):563–586.
- Durante, F. and Jaworski, P. (2012). Invariant dependence structure under univariate truncation. *Statistics*, 46(2):263–277.
- Durrett, R. (2010). *Probability: theory and examples*. Cambridge Series in Statistical and Probabilistic Mathematics. Cambridge University Press, Cambridge, fourth edition.
- Embrechts, P., Lindskog, F., and McNeil, A. J. (2003). Modelling dependence with copulas and applications to risk management. In Rachev, S., editor, *Handbook of Heavy Tailed Distributions in Finance*, pages 329–384. Elsevier.

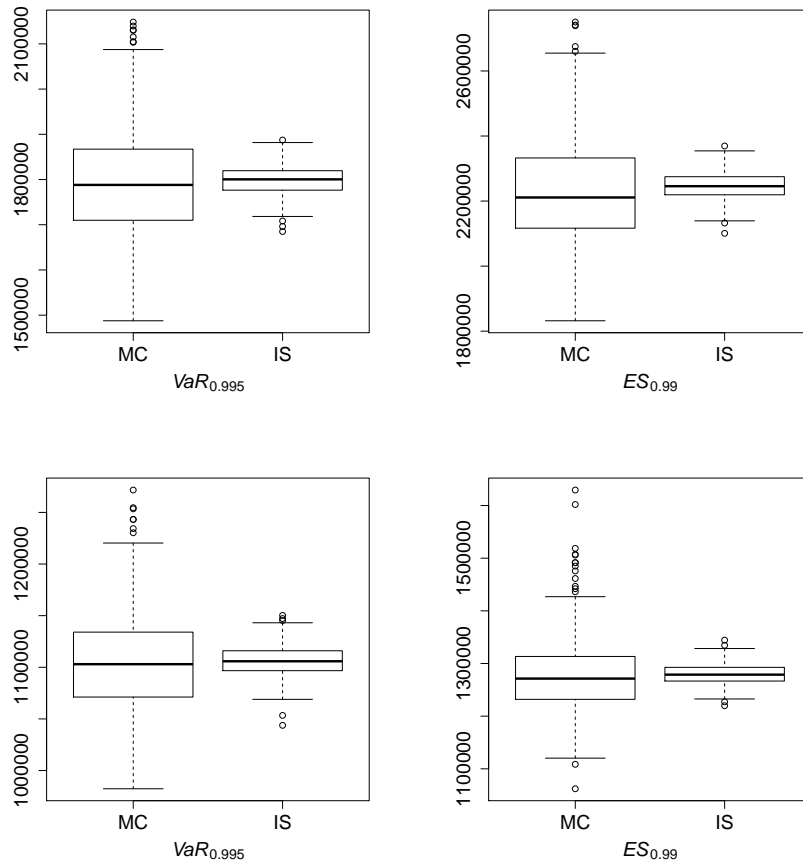


Figure 3: Boxplots for the importance sampling estimators of $VaR_{0.995}(S)$ and $ES_{0.99}(S)$ from the $N = 500$ independent copies of the estimator, using the rejection sampling algorithm in the Gumbel (*top*) and Clayton (*bottom*) cases for $d = 5$.

FOPI (2006). Technical document on the Swiss Solvency Test. Technical report, Swiss Federal Office of Private Insurance.

Genest, C., Neslehová, J., and Ben Ghorbal, N. (2011). Estimators based on Kendall's tau in multivariate copula models. *Australian & New Zealand Journal of Statistics*, 53(2):157–177.

Geweke, J. (2005). *Contemporary Bayesian econometrics and statistics*. Wiley Series in Probability and Statistics. Wiley-Interscience John Wiley & Sons, Hoboken, NJ.

Glasserman, P. and Li, J. (2005). Importance sampling for portfolio credit risk. *Management Science*, 51(11):1643–1656.

Hofert, M. (2010). *Sampling Nested Archimedean Copulas with Applications to CDO Pricing*. PhD thesis, University of Ulm.

Hofert, M. and Vriens, F. (2013). Sibuya copulas. *Journal of Multivariate Analysis*, 114:318–337.

Huang, P., Subramanian, D., and Xu, J. (2010). An importance sampling method for portfolio CVaR estimation with Gaussian copula models. In *Proceedings of the 2010 Winter Simulation Conference (WSC)*, pages 2790 – 2800.

Javid, A. A. (2009). Copulas with truncation-invariance property. *Communications in Statistics - Theory and Methods*, 38(20):3756–3771.

Jaworski, P., Durante, F., Härdle, W. K., and Rychlik, T., editors (2010). *Copula Theory and Its Applications*, volume 198 of *Lecture Notes in Statistics – Proceedings*. Springer.

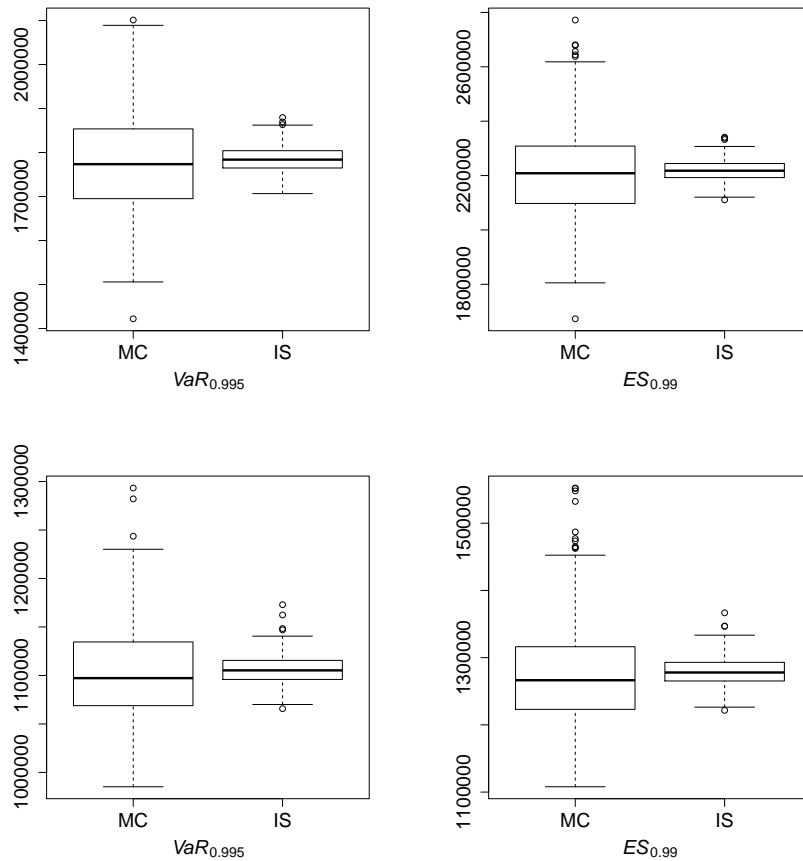


Figure 4: Boxplots for the importance sampling estimators of $\text{VaR}_{0.995}(S)$ and $\text{ES}_{0.99}(S)$ from the $N = 500$ independent copies of the estimator, using the direct sampling algorithm in the Gumbel (*top*) and Clayton (*bottom*) cases for $d = 5$.

- Kumaraswamy, P. (1980). A generalized probability density function for double-bounded random processes. *Journal of Hydrology*, 46:79–88.
- Liu, J. S. (2008). *Monte Carlo strategies in scientific computing*. Springer Series in Statistics. Springer, New York.
- Marshall, A. W. and Olkin, I. (1967). A multivariate exponential distribution. *Journal of the American Statistical Association*, 62:30–44.
- McNeil, A., Frey, R., and Embrechts, P. (2005). *Quantitative Risk Management: Concepts, Techniques, Tools*. Princeton University Press, Princeton.
- Mesfioui, M. and Quessy, J.-F. (2008). Dependence structure of conditional Archimedean copulas. *Journal of Multivariate Analysis*, 99(3):372–385.
- Nelsen, R. (2006). *An Introduction to Copulas*. Springer, New York, second edition.
- Remillard, B. (2013). *Statistical Methods for Financial Engineering*. Chapman and Hall/CRC.
- Schmitz, V. (2003). *Copulas and Stochastic Processes*. PhD thesis, Institute of Statistics, Aachen University.
- Tasche, D. (2008). Capital Allocation to Business Units and Sub-Portfolios: the Euler Principle. In Resti, A., editor, *Pillar II in the New Basel Accord: The Challenge of Economic Capital*, pages 423–453. Risk Books, London.

A Direct sampling of $C^{[\lambda]}$ for shock copulas

This appendix shows that for a certain class of shock copulas, it is possible to directly sample from the conditional distribution $C^{[\lambda]}$, as defined in Section 4. The Marshall–Olkin copula is a special case of this class.

We now introduce a multivariate construction for shock copulas. Let $Z_j : \Omega \rightarrow \mathbb{R}$, $j = 1, \dots, m$, for some $m \in \mathbb{N}$, denote continuous independent random variables. We call the Z_j “shocks” and denote their cdf’s by F_{Z_j} . Suppose each component X_j of $\mathbf{X} = (X_1, \dots, X_d)$ is exposed to a subset of shocks with indices $I_j \subset \{1, \dots, m\}$ through the maximum:

$$(X_1, \dots, X_d) = \left(\max_{k \in I_1} Z_k, \dots, \max_{k \in I_d} Z_k \right). \quad (\text{A.1})$$

As the Z_j ’s are independent, the marginal cdf’s F_{X_j} can be calculated as

$$F_{X_j}(x) = \prod_{k \in I_j} F_{Z_k}(x), \quad x \in \mathbb{R}. \quad (\text{A.2})$$

By rearranging the arguments, and due to the fact that the Z_j ’s are independent, we can write the joint distribution of \mathbf{X} as

$$\mathbb{P}[X_1 \leq x_1, \dots, X_d \leq x_d] = \prod_{j=1}^m \mathbb{P} \left[Z_j \leq \min_{k: j \in I_k} x_k \right].$$

Hence, the copula induced by \mathbf{X} is given by

$$C(\mathbf{u}) = \prod_{j=1}^m F_{Z_j} \left(\min_{k: j \in I_k} F_{X_k}^{-1}(u_k) \right). \quad (\text{A.3})$$

As the copula can be expressed in terms of the independent shocks, we can write the conditional distribution $C^{[\lambda]}$ in a tractable form. To this end, let the constants ϕ_j and the random variables B_j for $j = 1, \dots, m$ be defined by

$$\phi_j = \min_{k: j \in I_k} F_{X_k}^{-1}(\lambda), \quad B_j = \mathbf{1}\{Z_j > \phi_j\}.$$

Then, we can express conditioning on $\mathbf{U} \notin [0, \lambda]^d$ through the following equivalent statements

$$\begin{aligned} \mathbf{U} \notin [0, \lambda]^d &\Leftrightarrow \max\{U_1, \dots, U_d\} > \lambda \\ &\Leftrightarrow X_i > F_{X_i}^{-1}(\lambda) \quad \text{for at least one } i \in \{1, \dots, d\} \\ &\Leftrightarrow \max_{k \in I_i} Z_k > F_{X_i}^{-1}(\lambda) \quad \text{for at least one } i \in \{1, \dots, d\} \\ &\Leftrightarrow Z_j > F_{X_k}^{-1}(\lambda) \quad \text{for at least one } j \in \{1, \dots, m\} \text{ and } k \text{ s.t. } j \in I_k \\ &\Leftrightarrow Z_j > \phi_j \quad \text{for at least one } j \in \{1, \dots, m\} \\ &\Leftrightarrow \max\{B_1, \dots, B_m\} = 1. \end{aligned}$$

Note that, unconditionally, the B_j ’s are independent Bernoulli variables with parameter

$$p_j = \mathbb{P}[B_j = 1] = 1 - F_{Z_j}(\phi_j), \quad j = 1, \dots, m.$$

The following algorithm can be used to draw a realization from $C^{[\lambda]}$. First, a realization from the conditional distribution of (B_1, \dots, B_m) given that $\max\{B_1, \dots, B_m\} = 1$ is drawn through iterative conditioning. Then the shocks are simulated conditionally on the B_j ’s, which is easy as the shocks are independent under this conditioning. Finally, by calculating the corresponding realization of \mathbf{X} with (A.1), we obtain the sample from $C^{[\lambda]}$. This approach is fast because the conditional distribution of (B_1, \dots, B_m) given $\max\{B_1, \dots, B_m\} = 1$ is analytically tractable, as the following algorithm also shows.

Algorithm A.1. In order to draw a realization from $C^{[\lambda]}$, do:

1. Draw a realization from (B_1, \dots, B_m) given that $\max\{B_1, \dots, B_m\} = 1$ through iterative conditioning as follows.

For $k = 1, \dots, m$:

(a) Set

$$\tilde{p}_k = \begin{cases} \frac{p_k}{1 - \prod_{l=k}^m (1 - p_l)}, & \text{if } k = 1 \text{ or } \max_{1 \leq j < k} B_j = 0, \\ p_k, & \text{if } \max_{1 \leq j < k} B_j = 1. \end{cases}$$

(b) Draw $B_k \sim \text{Bernoulli}(\tilde{p}_k)$.

2. Draw a realization from (Z_1, \dots, Z_m) given (B_1, \dots, B_m) as follows:

For $k = 1, \dots, m$:

(a) Draw $\tilde{U}_k \sim \text{U}(0, 1)$

(b) Set

$$Z_k = \begin{cases} F_{Z_k}^{-1} \left(p_k \tilde{U}_k \right), & \text{if } B_k = 0, \\ F_{Z_k}^{-1} \left(p_k + (1 - p_k) \tilde{U}_k \right), & \text{if } B_k = 1. \end{cases}$$

3. Set $X_j = \max_{k \in I_j} Z_k$ and $U_j = F_{X_j}(X_j)$, where F_{X_j} is defined in (A.2).

4. Return $\mathbf{U} = (U_1, \dots, U_d)$.

Although it is not an issue for the purpose of sampling, note that for most choices of shock distributions F_{Z_j} , the copula C in (A.3) does not have an analytic form. One possible choice for F_{Z_j} yielding an analytic expression for C is illustrated in the following example.

Example A.2 (Marshall–Olkin copula). Suppose the Z_j 's are Fréchet distributed with $F_{Z_j}(x) = \exp(-s_j/x)$, $x > 0$, $j = 1, \dots, m$, with scale parameters $s_j > 0$. Then the X_j are also Fréchet distributed, with $F_{X_j}(x) = \exp(-\tilde{s}_j/x)$, where $\tilde{s}_j = \sum_{k \in I_j} s_k$, $j = 1, \dots, d$. The copula (A.3) then reduces to

$$C(\mathbf{u}) = \prod_{j=1}^m \exp \left\{ -s_j \left(\min_{i:j \in I_i} \left(\frac{-\log u_i}{\tilde{s}_i} \right)^{-1} \right)^{-1} \right\} = \prod_{j=1}^m \min_{i:j \in I_i} u_i^{s_j/\tilde{s}_i}.$$

This copula is of the Marshall–Olkin type, see Marshall and Olkin (1967). As an example, consider $d = 2$, $m = 3$, $I_1 = \{1, 3\}$, and $I_2 = \{2, 3\}$. In this case, $X_1 = \max\{Z_1, Z_3\}$, $X_2 = \max\{Z_2, Z_3\}$, and the copula can be written as

$$C(u_1, u_2) = u_1^{s_1/(s_1+s_3)} \cdot u_2^{s_2/(s_2+s_3)} \cdot \min \left\{ u_1^{s_3/(s_1+s_3)}, u_2^{s_3/(s_2+s_3)} \right\} = \min \left\{ u_1 u_2^{s_2/(s_2+s_3)}, u_2 u_1^{s_1/(s_1+s_3)} \right\}.$$