

# Reconstructing inflationary potential from BICEP2 and running of tensor modes

Sayantana Choudhury<sup>a</sup> Anupam Mazumdar<sup>b</sup>

<sup>a</sup>Physics and Applied Mathematics Unit, Indian Statistical Institute, 203 B.T. Road, Kolkata 700 108, INDIA

<sup>b</sup>Consortium for Fundamental Physics, Physics Department, Lancaster University, LA1 4YB, UK

**Abstract.** In this paper we will analyse the constraints on a sub-Planckian excursion of a single inflaton field, which would yield a large tensor to scalar ratio, while explaining the temperature anisotropy of the cosmic microwave background (CMB) radiation. In particular, our attempt will be to reconstruct an inflationary potential by constraining,  $V(\phi_0)$ ,  $V'(\phi_0)$ ,  $V''(\phi_0)$ ,  $V'''(\phi_0)$  and  $V''''(\phi_0)$ , in the vicinity of the field,  $\phi_0 \ll M_p$ , and the field displacement,  $\Delta\phi \ll M_p$ , where  $M_p$  is the reduced Planck mass. For a generic single field inflationary potential, we will be able to put a stringent bound on the potential energy density:  $2.07 \times 10^{16} \text{ GeV} \leq \sqrt[4]{V_\star} \leq 2.40 \times 10^{16} \text{ GeV}$ , where inflation can occur on the flat potential within,  $0.066 \leq \frac{|\Delta\phi|}{M_p} \leq 0.092$ , for the following observational constraints: (Planck+WMAP-9+high L+BICEP2). We then provide a prediction for the running of the tensor modes within the window,  $2.28 \times 10^{-4} < |n_r (= dr/d \ln k)| < 0.01$ , in a model independent way. We also provide a simple example of an *inflection-point* model of inflation and reconstruct the potential in a model independent way to match the current observations.

---

## Contents

<b>1</b>	<b>Introduction</b>	<b>1</b>
<b>2</b>	<b>Brief discussion on tensor to scalar ratio</b>	<b>3</b>
<b>3</b>	<b>Constraining the scale of inflation</b>	<b>5</b>
<b>4</b>	<b>Reconstructing the potential</b>	<b>8</b>
<b>5</b>	<b>Inflection point inflation</b>	<b>12</b>
<b>6</b>	<b>Summary</b>	<b>14</b>

---

## 1 Introduction

The primordial inflation [1–3] has two *key* predictions - creating the scalar density perturbations and the tensor perturbations during the accelerated phase of expansion [4], for a review, see [5]. One of the predictions, namely the temperature anisotropy due to the scalar density fluctuations has now been tested very accurately by the observations on the temperature anisotropy in the cosmic microwave background (CMB) radiation [6–8]. The detection of tensor modes has now recently been confirmed by the ground based BICEP experiment [9], which has detected for the first time a non-zero value of the tensor-to-scalar ratio at  $7\sigma$  C.L. The value obtained by the BICEP team in conjunction with (Planck+WAMP-9+high L+BICEP2) put a bound on the primordial gravitational waves, via tensor-to-scalar ratio, within a window,  $0.15 \leq r(k_*) \equiv P_T(k_*)/P_S(k_*) \leq 0.27$ , at the pivot scale,  $k_* = 0.002\text{Mpc}^{-1}$  [9], where  $P_T$  and  $P_S$  denote the power spectrum for the tensor and scalar modes, respectively. Note that large  $r(k_*)$  is possible only if the initial conditions for gravitational waves is quantum Bunch-Davis vacuum [10], for a classical initial condition the amplitude of the gravitational waves would be very tiny and undetectable [11], therefore the first observable proof of quantum gravity.

In this paper, our aim will be to illustrate that it is possible to explain the current data sets (Planck+WAMP-9+high L+BICEP2) within a sub-Planckian VEV model of inflation, where:

$$\phi_0 \ll M_p, \quad |\Delta\phi| \approx |\phi_* - \phi_e| \ll M_p, \quad (1.1)$$

where  $\phi_* \geq \phi_0 \geq \phi_e$  represents the field VEV, and  $\Delta\phi$  denotes the range of the field values around which all the relevant inflation occurs,  $\phi_*$  corresponds to the pivot scale and  $\phi_e$  denotes the end of inflation, and  $M_p = 2.4 \times 10^{18}$  GeV. Naturally, the potential has to be flat enough within  $\Delta\phi$  to support slow roll inflation.

The above requirements are important - if the origin of the inflaton has to be embedded within a particle theory, where inflation is part of visible sector gauge group, i.e. Standard Model gauge group, instead of an arbitrary gauge singlet, for a review,

see [12]. If the inflaton is *gauged* under some gauge group, as in the case of a minimal supersymmetric Standard Model (MSSM), Ref. [13], then the inflaton VEV must be bounded by  $M_p$ , in order to keep the sanctity of an effective field theory description <sup>1</sup>.

Our treatment will be very generic, with a potential given by:

$$V(\phi) = V(\phi_0) + V'(\phi_0)(\phi - \phi_0) + \frac{V''(\phi_0)}{2}(\phi - \phi_0)^2 + \frac{V'''(\phi_0)}{6}(\phi - \phi_0)^3 + \frac{V''''(\phi_0)}{24}(\phi - \phi_0)^4 + \dots, \quad (1.2)$$

where  $V(\phi_0) \ll M_p^4$  denotes the height of the potential, and the coefficients:  $V'(\phi_0) \ll M_p^3$ ,  $V''(\phi_0) \ll M_p^2$ ,  $V'''(\phi_0) \ll M_p$ ,  $V''''(\phi_0) \ll \mathcal{O}(1)$ , determine the shape of the potential in terms of the model parameters. The *prime* denotes the derivative w.r.t.  $\phi$  <sup>2</sup>.

Previous studies regarding obtaining large  $r(k_*)$  within sub-Planckian VEV models of inflation have been studied in Refs. [16–19]. In Ref. [16], the authors could match the amplitude of the power spectrum,  $P_S$ , at the pivot point, but not at the entire range of  $\Delta\phi$  for the observable window of  $\Delta N$ , where  $N$  is the number of e-foldings of inflation. In Ref. [18], the authors have looked into higher order slow roll corrections by expanding the potential around  $\phi_0$ . They pointed out that large  $r \sim 0.05$  could be obtained in an *inflection-point* model of inflation where the slow roll parameter,  $\epsilon_V$ , changes non-monotonically ( for a definition of  $\epsilon_V$ , see Eq. (2.2) ). The  $\epsilon_V$  parameter first increases within the observational window of  $\Delta N$  and then decreases before increasing to exit the slow roll inflation by violating the slow roll condition, i.e.  $\epsilon_V \approx 1$ . The value of  $r$  was still small in order to accommodate the WMAP data, which had probed roughly  $\Delta N \approx 8$  as compared to the Planck, which has now probed  $\Delta N \approx 17$  e-foldings of inflation.

Following Ref. [18], a generic bound on tensor to scalar ratio was presented in Ref. [19] for an *inflection-point* model. In this paper we will consider the full potential of Eq. (1.2), and our goal will be to determine the values of  $V(\phi_*)$ ,  $V'(\phi_*)$ ,  $V''(\phi_*)$ ,  $V'''(\phi_*)$  and  $V''''(\phi_*)$  from the current (Planck+WAMP-9+high L+BICEP2) data. In this respect we will be reconstructing the inflationary potential around  $\phi_0$  and the pivot scale,  $\phi_* = \phi(k_*)$ , where  $k_* = 0.002\text{Mpc}^{-1}$ .

In this paper, we will take into account of the Planck observable region of  $\Delta N \approx 17$  e-foldings, since within this interval the combined (Planck+WMAP-9+high L+BICEP2) constraints on the amplitude of the power spectrum:  $P_S$ , spectral tilt:  $n_S$ , running of

---

<sup>1</sup> An arbitrary moduli or a gauge singlet inflaton can take large VEVs ( super-Planckian ) as in the case of a chaotic inflation [2], or in the case of *assisted inflation* [14], see *chaotic assisted inflation* [15], where the individual VEV of the inflatons are sub-Planckian.

<sup>2</sup> In particular, some specific choices of the potential would be a *saddle point*, when  $V'(\phi_0) = 0 = V''(\phi_0)$ , an *inflection point*, when  $V''(\phi_0) = 0$ .

the spectral tilt:  $\alpha_S$ , and running of running of the spectral tilt:  $\kappa_S$  are given by:

$$0.15 \leq r(k_*) \leq 0.27 \quad (1.3)$$

$$\ln(10^{10} P_S) = 3.089_{-0.027}^{+0.024} \quad (\text{within } 2\sigma \text{ C.L.}), \quad (1.4)$$

$$n_S = 0.9600 \pm 0.0071 \quad (\text{within } 3\sigma \text{ C.L.}), \quad (1.5)$$

$$\alpha_S = dn_S/d\ln k = -0.022 \pm 0.010 \quad (\text{within } 1.5\sigma \text{ C.L.}), \quad (1.6)$$

$$\kappa_S = d^2 n_S/d\ln k^2 = 0.020_{-0.015}^{+0.016} \quad (\text{within } 1.5\sigma \text{ C.L.}). \quad (1.7)$$

We will briefly recap the main equations of the tensor to scalar ratio in the most general case by taking into account of the higher order slow-roll conditions. We will then derive the *most general* bound on  $r(k_*)$  for a sub-Planckian VEV inflation, and the corresponding values of  $H_*$  and  $V(\phi_*)$ . We will then reconstruct the shape of the potential in Section 4 by providing the constraints on  $V'(\phi_0)$ ,  $V''(\phi_0)$ ,  $V'''(\phi_0)$  and  $V''''(\phi_0)$ . In Section 5, we will consider a specific case of inflection point inflation for the purpose of illustration. We will provide our key equations in an Appendix.

## 2 Brief discussion on tensor to scalar ratio

The tensor to scalar ratio can be defined by taking into account of the higher order corrections, see [19–21]:

$$r \approx 16\epsilon_V \frac{[1 - (\mathcal{C}_E + 1)\epsilon_V]^2}{[1 - (3\mathcal{C}_E + 1)\epsilon_V + \mathcal{C}_E\eta_V]^2} \quad (2.1)$$

where  $\mathcal{C}_E = 4(\ln 2 + \gamma_E) - 5$  with  $\gamma_E = 0.5772$  is the *Euler-Mascheroni constant*, and slow-roll parameters ( $\epsilon_V$ ,  $\eta_V$ ) are given by in terms of the inflationary potential  $V(\phi)$ , which can be expressed as:

$$\epsilon_V = \frac{M_p^2}{2} \left( \frac{V'}{V} \right)^2, \quad \eta_V = M_p^2 \left( \frac{V''}{V} \right). \quad (2.2)$$

We would also require two other slow-roll parameters, ( $\xi_V^2$ ,  $\sigma_V^3$ ), in our analysis, which are given by:

$$\xi_V^2 = M_p^4 \left( \frac{V'V'''}{V^2} \right), \quad \sigma_V^3 = M_p^6 \left( \frac{V'^2V''''}{V^3} \right). \quad (2.3)$$

Note that we have neglected the contributions from the higher order slow-roll terms, as they are sub-dominant at the leading order. With the help of

$$\frac{d}{d\ln k} = -M_p \frac{\sqrt{2\epsilon_H}}{1 - \epsilon_H} \frac{d}{d\phi} \approx -M_p \frac{\sqrt{2\epsilon_V}}{1 - \epsilon_V} \frac{d}{d\phi}, \quad (2.4)$$

we can derive a simple expression for the tensor-to-scalar ratio,  $r$ , as:<sup>3</sup>

$$r = \frac{8}{M_p^2} \frac{(1 - \epsilon_V)^2 [1 - (\mathcal{C}_E + 1)\epsilon_V]^2}{[1 - (3\mathcal{C}_E + 1)\epsilon_V + \mathcal{C}_E\eta_V]^2} \left( \frac{d\phi}{d\ln k} \right)^2. \quad (2.5)$$

<sup>3</sup> We have derived some of the key expressions in an Appendix, see for instance, Eq. (6.6), which we would require to derive the above expression, Eq. (2.5).

We can now derive a bound on  $r(k)$  in terms of the momentum scale:

$$\begin{aligned}
& \int_{k_e}^{k_*} \frac{dk}{k} \sqrt{\frac{r(k)}{8}} \\
&= \frac{1}{M_p} \int_{\phi_e}^{\phi_*} d\phi \frac{(1 - \epsilon_V) [1 - (\mathcal{C}_E + 1)\epsilon_V]}{[1 - (3\mathcal{C}_E + 1)\epsilon_V + \mathcal{C}_E\eta_V]}, \\
&\approx \frac{1}{M_p} \int_{\phi_e}^{\phi_*} d\phi (1 - \epsilon_V) [1 + \mathcal{C}_E(2\epsilon_V - \eta_V) + \dots], \\
&\approx \frac{\Delta\phi}{M_p} \left\{ 1 + \frac{1}{\Delta\phi} \left[ (2\mathcal{C}_E - 1) \int_{\phi_e}^{\phi_*} d\phi \epsilon_V - \mathcal{C}_E \int_{\phi_e}^{\phi_*} d\phi \eta_V \right] + \dots \right\},
\end{aligned} \tag{2.6}$$

where note that  $\Delta\phi \approx \phi_* - \phi_e > 0$  is positive in Eq. (2.6) and  $\phi_e$  denotes the inflaton VEV at the end of inflation, and  $\phi_*$  denote the field VEV when the corresponding mode  $k_*$  is leaving the Hubble patch during inflation. Note that  $\Delta\phi > 0$  implies that the left hand side of the integration over momentum within an interval,  $k_e < k < k_*$ , is also positive, where  $k_e$  represents corresponding momentum scale at the end of inflation. Individual integrals involving  $\epsilon_V$  and  $\eta_V$  are estimated in an Appendix, see Eqs. (6.10) and (6.11).

In order to perform the momentum integration in the left hand side of Eq (2.6), we have used the running of  $r(k)$ , which can be expressed as:

$$r(k) = r(k_*) \left( \frac{k}{k_*} \right)^{a + \frac{b}{2} \ln\left(\frac{k}{k_*}\right) + \frac{c}{6} \ln^2\left(\frac{k}{k_*}\right) + \dots}, \tag{2.7}$$

where

$$a = n_T - n_S + 1, \quad b = (\alpha_T - \alpha_S), \quad c = (\kappa_T - \kappa_S). \tag{2.8}$$

These parameterisation characterises the spectral indices,  $n_S$ ,  $n_T$ , running of the spectral indices,  $\alpha_S$ ,  $\alpha_T$ , and running of the running of the spectral indices,  $\kappa_S$ ,  $\kappa_T$ . Here the subscripts, ( $S$ ,  $T$ ), represent the scalar and tensor modes. Now substituting the explicit form of the potential stated in Eq. (5.1), we can evaluate the crucial integrals of the first and second slow-roll parameters ( $\epsilon_V$ ,  $\eta_V$ ) appearing in the right hand side of Eq. (2.6). For the details of the computation, see appendix.

In the present context the potential dependent slow-roll parameters: ( $\epsilon_V$ ,  $\eta_V$ ), satisfy the joint (Planck+WMAP-9) constraints, which imply that [8]:

$$\epsilon_V < 10^{-2}, \quad 5 \times 10^{-3} < |\eta_V| < 0.021, \tag{2.9}$$

for which the analyzed generic class of sub-Planckian VEV inflationary models are concave in nature. In the next section, we will discuss model independent bounds on the coefficients ( $V(\phi_*)$ ,  $V'(\phi_*)$ ,  $\dots$ ) for a generic sub-Planckian VEV inflationary setup, for which we will satisfy the joint constraints from: (Planck+WMAP-9+high L+BICEP2), where  $r(k_*) = 0$  is disfavoured at  $7\sigma$  CL., see Eq. (1.3).

### 3 Constraining the scale of inflation

The number of e-foldings,  $N(k)$ , can be expressed as [22]:

$$N(k) \approx 71.21 - \ln\left(\frac{k}{k_\star}\right) + \frac{1}{4} \ln\left(\frac{V_\star}{M_P^4}\right) + \frac{1}{4} \ln\left(\frac{V_\star}{\rho_e}\right) + \frac{1 - 3w_{int}}{12(1 + w_{int})} \ln\left(\frac{\rho_{rh}}{\rho_e}\right), \quad (3.1)$$

where  $\rho_e$  is the energy density at the end of inflation,  $\rho_{rh}$  is an energy scale during reheating,  $k_\star = a_\star H_\star$  is the present Hubble scale,  $V_\star$  corresponds to the potential energy when the relevant modes left the Hubble patch during inflation corresponding to the momentum scale  $k_\star$ , and  $w_{int}$  characterises the effective equation of state parameter between the end of inflation, and the energy scale during reheating.

Within the momentum interval,  $k_e < k < k_\star$ , the corresponding number of e-foldings is given by,  $\Delta N = N_e - N_\star$ , as

$$\Delta N = \ln\left(\frac{k_\star}{k_e}\right) \approx \ln\left(\frac{k_\star}{k_e}\right) = \ln\left(\frac{a_\star}{a_e}\right) + \ln\left(\frac{H_\star}{H_e}\right) \approx \ln\left(\frac{a_\star}{a_e}\right) + \frac{1}{2} \ln\left(\frac{V_\star}{V_e}\right) \quad (3.2)$$

where  $(a_\star, H_\star)$  and  $(a_e H_e)$  represent the scale factor and the Hubble parameter at the pivot scale and end of inflation, and we have used the fact that  $H^2 \propto V$ . We can estimate the contribution of the last term of the right hand side by using Eq (5.1), and as it follows:  $\ln(V_\star/V_e) \approx \ln(1 + \sqrt{2\epsilon_V}(\Delta\phi/M_p)(1 + (\ll 1))) \approx 0$ , where  $(\Delta\phi/M_p) \ll 1$ , and  $\sqrt{\epsilon_V} \ll 1$ , consequently, Eq (3.2) reduces to:

$$\Delta N \approx \ln\left(\frac{k_\star}{k_e}\right) \approx \ln\left(\frac{a_\star}{a_e}\right) \approx 17 \text{ e-folds.} \quad (3.3)$$

Within the observed limit of Planck, i.e.  $\Delta N \approx 17$ , the slow-roll parameters, see Eqs. (6.10, 6.11) of Appendix, show non-monotonic behaviour, where the corresponding scalar and tensor amplitude of the power spectrum remains almost unchanged. Substituting the results obtained from Eq. (6.10) and Eq. (6.11) (see Appendix), and with the help of Eq. (3.2), up to the leading order, we obtain:

$$\sum_{n=0}^{\infty} \mathbf{G}_n \left(\frac{|\Delta\phi|}{M_p}\right)^n \approx \sqrt{\frac{r(k_\star)}{8}} \times \left| \frac{a}{4} - \frac{b}{16} + \frac{c}{48} - \frac{1}{2} \right| + \dots \quad (3.4)$$

where we have used  $(k_e/k_\star) \approx \exp(-\Delta N) = \exp(-17) \approx 4.13 \times 10^{-8}$ . Here we will concentrate on  $a, b, c \neq 0$ , and  $a \gg b \gg c$  case is satisfied (for the details, see [19]) by the joint constraints obtained from (Planck+WMAP-9+high L+BICEP2) data where  $r(k_\star) = 0$  is disfavoured at  $7\sigma$  CL.

Here  $a \gg b \gg c$  is the *only* criteria which is always being satisfied by a general class of inflationary potentials, see a detailed discussion in [19]. In Eq (3.4) the series appearing in the left side of the above expression is convergent, since the expansion

coefficients can be expressed as:

$$\mathbf{G}_n = \begin{cases} \left( 1 + \underbrace{\sum_{m=0}^{\infty} \mathbf{A}_m \left( \frac{\phi_e - \phi_0}{M_p} \right)^m}_{\ll 1} \right) \sim 1 & \text{for } n = 1 \\ \ll 1 & \text{for } n \geq 2. \end{cases} \quad (3.5)$$

and we have defined a new dimensionless binomial expansion co-efficient ( $\mathbf{A}_m$ ), defined as:

$$\mathbf{A}_m = M_p^{m+2} \left[ \left( \mathcal{C}_E - \frac{1}{2} \right) \mathbf{C}_m - \mathcal{C}_E \mathbf{D}_m \right] \quad (\forall m = 0, 1, 2, \dots), \quad (3.6)$$

which is obtained from the binomial series expansion from the leading order results of the slow-roll integrals stated in the appendix <sup>4</sup>.

Note that the expansion co-efficient  $\mathbf{A}_m (\forall m)$  are suppressed by,  $V(\phi_0)$ , which is the leading order term in a generic expansion of the inflationary potential as shown in Eq (5.1) (see Eq (6.12) in the appendix). We can expand the left side of Eq. (3.4) in the powers of  $\Delta\phi/M_p$ , using the additional constraint  $\Delta\phi < (\phi_e - \phi_0) < M_p$ , and we keep the leading order terms in  $\Delta\phi/M_p$ .

To the first order approximation - we can neglect all the higher powers of  $k_e/k_\star \approx \mathcal{O}(10^{-8})$  from the left hand side of Eq (3.4), within 17 e-foldings of inflation. Consequently, Eq. (3.4) reduces to the following compact form for  $r(k_\star)$ :

$$\frac{9}{50} \sqrt{\frac{r(k_\star)}{0.27}} \left| \frac{27}{1600} \left( \frac{r(k_\star)}{0.27} \right) - \frac{\eta_V(k_\star)}{2} - \frac{1}{2} + \dots \right| \approx \frac{|\Delta\phi|}{M_p} \leq 1, \quad (3.7)$$

provided at the pivot scale,  $k = k_\star \gg k_e$ , in this regime  $\eta_V \gg \{\epsilon_V^2, \eta_V^2, \xi_V^2, \sigma_V^3, \dots\}$  approximation is valid. Our expression, Eq. (3.7), shows that large value of  $r(k_\star)$  can be obtained for models of inflation where inflation occurs below the Planck cut-off. Once the field excursion  $|\Delta\phi|/M_p$  and  $\eta_V$  are known from any type of sub-Planckian inflationary setup, one can easily compute the tensor-to-scalar ratio by finding the roots <sup>5</sup>.

<sup>4</sup>In Eq. (3.6), and Eqs. (6.10, 6.11) (see Appendix),  $\mathbf{C}_p$  and  $\mathbf{D}_q$  are Planck suppressed dimensionful (mass dimension  $[M_p^{-(m+2)}]$ ) binomial series expansion coefficients, which are expressed in terms of the generic model parameters ( $V(\phi_\star), V'(\phi_\star), \dots$ ) as presented in Eq (5.1).

<sup>5</sup>The above expression, Eq (3.7), is in the form of a simple algebraic (cubic) equation. In order to find the roots of tensor-to-scalar ratio  $r$  in terms of the field excursion  $|\Delta\phi|/M_p$ , one has to solve a cubic equation:  $x^3 + Ux - W = 0$ , where

$$x := \sqrt{\frac{r(k_\star)}{0.27}}, \quad U := \frac{800}{27} (\eta_V + 1), \quad W := \frac{80000}{234} \frac{|\Delta\phi|}{M_p}$$

Now, it is also possible to recast  $a(k)$ ,  $b(k)$ ,  $c(k)$ , in terms of  $r(k)$ , and the slow roll parameters by using the relation, Eq. (6.6) ( see Appendix ):

$$\begin{aligned} a(k_*) &\approx \left[ \frac{r(k_*)}{4} - 2\eta_V(k_*) + \dots \right], \\ b(k_*) &\approx [16\epsilon_V^2(k_*) - 12\epsilon_V(k_*)\eta_V(k_*) + 2\xi_V^2(k_*) + \dots], \\ c(k_*) &\approx [-2\sigma_V^3 + \dots], \end{aligned} \quad (3.11)$$

where “ $\dots$ ” involve the higher order slow roll contributions, which are negligibly small in the leading order approximation.

The recent observations from (Planck+WAMP-9+high L+BICEP2) put an bound,  $0.15 \leq r(k_*) \leq 0.27$  at the pivot scale,  $k_* = 0.002 \text{ Mpc}^{-1}$ , which can be expressed as an upper bound on  $V(\phi_*)$ :

$$V(\phi_*) = \frac{3}{2} P_S(k_*) r(k_*) \pi^2 M_p^4 \leq (2.40 \times 10^{16} \text{ GeV})^4 \frac{r(k_*)}{0.27}. \quad (3.12)$$

The equivalent statement can be made in terms of the upper bound on the numerical value of the Hubble parameter at the exit of the relevant modes:

$$H_* \leq 1.38 \times 10^{14} \times \sqrt{\frac{r(k_*)}{0.27}} \text{ GeV}. \quad (3.13)$$

Combining Eqs. (3.7), (3.13) and (3.12), we can now obtain a closed relationships:

$$\frac{|\Delta\phi|}{M_p} \leq \frac{\sqrt{V_*}}{(2.20 \times 10^{-2} M_p)^2} \left| \frac{V_*}{(2.78 \times 10^{-2} M_p)^4} - \frac{\eta_V(k_*)}{2} - \frac{1}{2} \right|. \quad (3.14)$$

$$\frac{|\Delta\phi|}{M_p} \leq \frac{H_*}{(2.79 \times 10^{-4} M_p)} \left| \frac{H_*^2}{(1.99 \times 10^{-7} M_p^2)} - \frac{\eta_V(k_*)}{2} - \frac{1}{2} \right|. \quad (3.15)$$

where  $\eta_V \gg \{\epsilon_V^2, \eta_V^2, \xi_V^2, \sigma_V^3, \dots\}$  are satisfied. Similar expressions were derived in Ref. [19] for *inflection-point* model of inflation for (WMAP-9+Planck+High L) datasets. The above Eqs. (3.14, 3.15) are bounds on  $\Delta\phi$  during a slowly rolling single

---

The three roots  $x_1, x_2, x_3$  are explicitly given by:

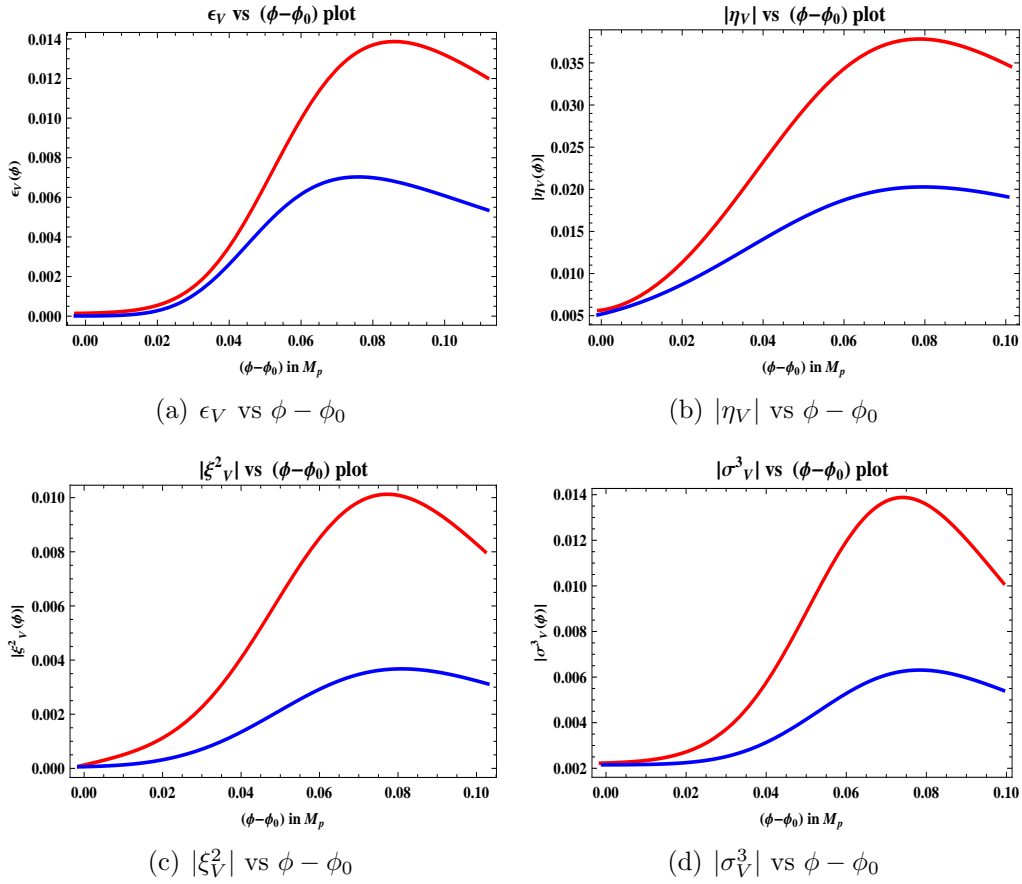
$$x_1 = -\frac{(\frac{2}{3})^{1/3} U}{Y} + \frac{Y}{2^{1/3} 3^{2/3}}, \quad (3.8)$$

$$x_2 = \frac{(1 + i\sqrt{3}) U}{2^{2/3} 3^{1/3} Y} - \frac{(1 - i\sqrt{3}) Y}{2^{4/3} 3^{2/3}}, \quad (3.9)$$

$$x_3 = \frac{(1 - i\sqrt{3}) U}{2^{2/3} 3^{1/3} Y} - \frac{(1 + i\sqrt{3}) Y}{2^{4/3} 3^{2/3}}. \quad (3.10)$$

where the symbol,  $Y = (9W + \sqrt{3}\sqrt{4U^3 + 27W^2})^{1/3}$ . Here the complex roots  $x_2$  and  $x_3$  are physically redundant. The only acceptable root is the real one, i.e.  $x_1$ .





**Figure 1.** Non-monotonous evolution of the slow roll parameters are shown with respect to  $\phi - \phi_0$ . The upper and lower bounds are set by Eqs. (4.9-4.13).

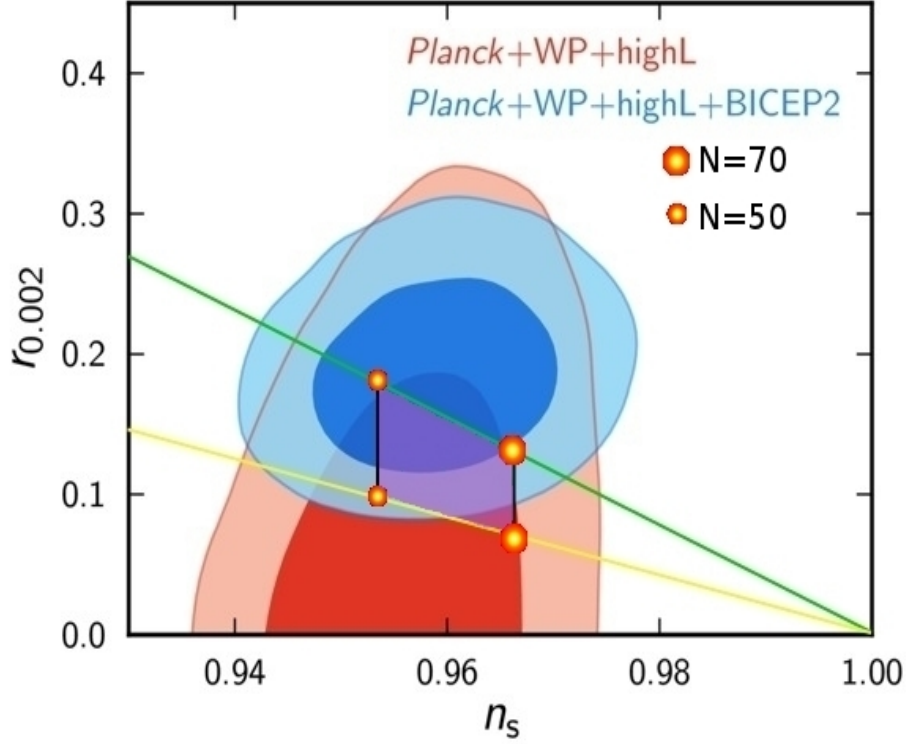
field  $\phi$  within an effective field theory treatment, where the VEV of an inflaton remains sub-Planckian, i.e.  $\phi_0 < M_p$  and  $\Delta\phi \ll M_p$ .

Our conditions, Eqs. (3.7, 3.14), provide new constraints on model building for inflation within particle theory, where the inflaton potential is always constructed within an effective field theory with a cut-off. Note that  $|\eta_V(k_*)| > 0$  can provide the largest contribution, in order to satisfy the (Planck+WAMP-9+high L+BICEP2) bound on the tensor-to-scalar ratio within,  $r = 0.20^{+0.07}_{-0.05}$ , the shape of the potential has to be *concave*. Further applying this input in Eq (3.12), one can get a preferred bound on the sub-Planckian VEV inflation, which lies within this tiny window:

$$2.07 \times 10^{16} \text{ GeV} \leq \sqrt[4]{V_\star} \leq 2.40 \times 10^{16} \text{ GeV}. \quad (3.16)$$

## 4 Reconstructing the potential

Let us now discuss observational constraints on the coefficients  $(V(\phi_0), V'(\phi_0), \dots)$  of Eq (1.2). Let us first write down  $V(\phi_\star), V'(\phi_\star), V''(\phi_\star), \dots$  in terms of the inflationary



**Figure 2.** We show the joint  $1\sigma$  and  $2\sigma$  CL. contours using Planck+WMAP9+high L and Planck+WMAP9+high L+BICEP2 data in  $r$  vs  $n_s$  plot at the momentum pivot  $k_* \sim 0.002 \text{ Mpc}^{-1}$ . The small circle on the left corresponds to  $N = 50$ , while the right big circle corresponds to  $N = 70$ . The allowed region is shown by the shaded violet colour for  $0.15 < r_* < 0.27$  and  $0.952 < n_s < 0.967$ . The green and yellow lines are drawn for lower and upper bound of the constraints derived in Eq (4.9-4.17), The vertical black coloured lines are drawn to show the bounded region of the sub-Planckian inflationary model along which the number of e-foldings are fixed.

observables ( see Appendix, Eqs. (6.2, 6.4, 6.6) ):

$$\begin{aligned}
V(\phi_*) &= \frac{3}{2} P_S(k_*) r(k_*) \pi^2 M_p^4, \\
V'(\phi_*) &= \frac{3}{2} P_S(k_*) r(k_*) \pi^2 \sqrt{\frac{r(k_*)}{8}} M_p^3, \\
V''(\phi_*) &= \frac{3}{2} P_S(k_*) r(k_*) \pi^2 \left( n_S(k_*) - 1 + \frac{3r(k_*)}{8} \right) M_p^2, \\
V'''(\phi_*) &= \frac{3}{2} P_S(k_*) r(k_*) \pi^2 \left[ \sqrt{2r(k_*)} \left( n_S(k_*) - 1 + \frac{3r(k_*)}{8} \right) \right. \\
&\quad \left. - \frac{1}{2} \left( \frac{r(k_*)}{8} \right)^{\frac{3}{2}} - \alpha_S(k_*) \sqrt{\frac{2}{r(k_*)}} \right] M_p, \\
V''''(\phi_*) &= 12 P_S(k_*) \pi^2 \left\{ \frac{\kappa_S(k_*)}{2} - \frac{1}{2} \left( \frac{r(k_*)}{8} \right)^2 \left( n_S(k_*) - 1 + \frac{3r(k_*)}{8} \right) \right. \\
&\quad + 12 \left( \frac{r(k_*)}{8} \right)^3 + r(k_*) \left( n_S(k_*) - 1 + \frac{3r(k_*)}{8} \right)^2 \\
&\quad + \left[ \sqrt{2r(k_*)} \left( n_S(k_*) - 1 + \frac{3r(k_*)}{8} \right) \right. \\
&\quad \left. \left. - \frac{1}{2} \left( \frac{r(k_*)}{8} \right)^{\frac{3}{2}} - \alpha_S(k_*) \frac{2}{r(k_*)} \right] \right\} \\
&\quad \left[ \sqrt{\frac{r(k_*)}{8}} \left( n_S(k_*) - 1 + \frac{3r(k_*)}{8} \right) - \frac{3}{4} \left( \frac{r(k_*)}{8} \right)^{\frac{3}{2}} - \alpha_S(k_*) \frac{1}{r(k_*)} \right]
\end{aligned}$$

Therefore, for any chosen sub-Planckian VEV of  $\phi_*$ , we can obtain a matrix equation characterising the coefficients:  $V(\phi_0)$ ,  $V'(\phi_0)$ ,  $V''(\phi_0)$ ,  $\dots$ :

$$\underbrace{\begin{pmatrix} 1 & \vartheta_* & \frac{\vartheta_*^2}{2} & \frac{\vartheta_*^3}{6} & \frac{\vartheta_*^4}{24} \\ 0 & 1 & \vartheta_* & \frac{\vartheta_*^2}{2} & \frac{\vartheta_*^3}{6} \\ 0 & 0 & 1 & \vartheta_* & \frac{\vartheta_*^2}{2} \\ 0 & 0 & 0 & 1 & \vartheta_* \\ 0 & 0 & 0 & 0 & 1 \end{pmatrix}} \begin{pmatrix} V(\phi_0) \\ V'(\phi_0) \\ V''(\phi_0) \\ V'''(\phi_0) \\ V''''(\phi_0) \end{pmatrix} = \begin{pmatrix} V(\phi_*) \\ V'(\phi_*) \\ V''(\phi_*) \\ V'''(\phi_*) \\ V''''(\phi_*) \end{pmatrix}, \quad (4.2)$$

where we have define

$$\vartheta_* := (\phi_* - \phi_0).$$

The square matrix marked by the symbol  $\underbrace{\dots}$  is nonsingular, since its determinant is nonzero, for which the matrix inversion technique is applicable in the present context. Finally, we get the following physical solution to the problem:

$$\begin{pmatrix} V(\phi_0) \\ V'(\phi_0) \\ V''(\phi_0) \\ V'''(\phi_0) \\ V''''(\phi_0) \end{pmatrix} = \begin{pmatrix} 1 & -\vartheta_* & \frac{\vartheta_*^2}{2} & -\frac{\vartheta_*^3}{6} & \frac{\vartheta_*^4}{24} \\ 0 & 1 & -\vartheta_* & \frac{\vartheta_*^2}{2} & -\frac{\vartheta_*^3}{6} \\ 0 & 0 & 1 & -\vartheta_* & \frac{\vartheta_*^2}{2} \\ 0 & 0 & 0 & 1 & -\vartheta_* \\ 0 & 0 & 0 & 0 & 1 \end{pmatrix} \begin{pmatrix} V(\phi_*) \\ V'(\phi_*) \\ V''(\phi_*) \\ V'''(\phi_*) \\ V''''(\phi_*) \end{pmatrix}. \quad (4.3)$$

For a model independent constraint on the shape of the potential, let us explicitly use the fact that the value of the parameter:  $\vartheta_* = (\phi_* - \phi_0) \ll M_p$ . Just to serve as an example, let us fix the parameter,  $\vartheta_* \sim \mathcal{O}(10^{-2}M_p)$ , which is applicable to a large class of sub-Planckian inflationary models. In order to satisfy the preferred bounds, see Eq. (1.3), the following model independent theoretical constraints on  $V(\phi_*)$ ,  $V'(\phi_*)$ ,  $\dots$  have to be imposed:

$$5.27 \times 10^{-9} M_p^4 \leq V(\phi_*) \leq 9.52 \times 10^{-9} M_p^4, \quad (4.4)$$

$$2.45 \times 10^{-10} M_p^3 \leq V'(\phi_*) \leq 1.75 \times 10^{-9} M_p^3, \quad (4.5)$$

$$4.82 \times 10^{-11} M_p^2 \leq V''(\phi_*) \leq 6.51 \times 10^{-10} M_p^2, \quad (4.6)$$

$$6.35 \times 10^{-10} M_p \leq V'''(\phi_*) \leq 7.56 \times 10^{-10} M_p, \quad (4.7)$$

$$5.56 \times 10^{-10} \leq V''''(\phi_*) \leq 4.82 \times 10^{-9}, \quad (4.8)$$

Now, substituting the above expression in Eq (4.3), we obtain model independent constraints on the coefficients,  $V(\phi_0), V'(\phi_0), \dots$ :

$$5.26 \times 10^{-9} M_p^4 \leq V(\phi_0) \leq 9.50 \times 10^{-9} M_p^4, \quad (4.9)$$

$$2.44 \times 10^{-10} M_p^3 \leq V'(\phi_0) \leq 1.74 \times 10^{-9} M_p^3, \quad (4.10)$$

$$4.19 \times 10^{-11} M_p^2 \leq V''(\phi_0) \leq 6.44 \times 10^{-10} M_p^2, \quad (4.11)$$

$$6.29 \times 10^{-10} M_p \leq V'''(\phi_0) \leq 7.08 \times 10^{-10} M_p, \quad (4.12)$$

$$5.56 \times 10^{-10} \leq V''''(\phi_0) \leq 4.82 \times 10^{-9}, \quad (4.13)$$

Consequently, the slow-roll parameters ( $\epsilon_V, \eta_V, \xi_V^2, \sigma_V^3$ ) are constrained by:

$$\epsilon_V \sim \mathcal{O}(0.10 - 1.69) \times 10^{-2}, \quad (4.14)$$

$$|\eta_V| \sim \mathcal{O}(9.14 \times 10^{-3} - 0.06), \quad (4.15)$$

$$|\xi_V^2| \sim \mathcal{O}(5.60 \times 10^{-3} - 0.014), \quad (4.16)$$

$$|\sigma_V^3| \sim \mathcal{O}(2.28 \times 10^{-4} - 0.017). \quad (4.17)$$

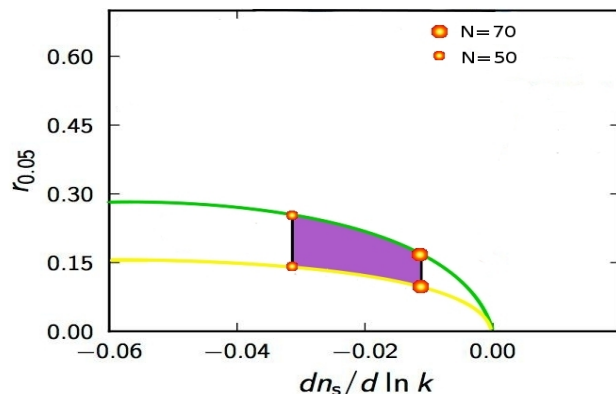
Further, by applying the joint constraints from (Planck+WMAP-9+high L+BICEP2), we obtain the following model independent upper and lower bounds on  $|\Delta\phi|/M_p$  by using Eq (3.7) or Eq (3.14):

$$0.066 \leq \frac{|\Delta\phi|}{M_p} \leq 0.092. \quad (4.18)$$

All of these model independent constraints mentioned in Eq (4.4-4.18) are very significant inputs at present to constrain various classes of sub-Planckian VEV inflationary models. In the next section for consistency check we will explicitly study an inflection point model and check whether it will satisfy the model independent constraints in light of the observational constraints, see Eq. (1.3).

In Fig. (1), we have shown the evolution of  $\epsilon_V, |\eta_V|, |\xi_V^2|, |\sigma_V^3|$  (see Eqs. (6.1)) with respect to  $|\phi - \phi_0|$ , the upper and lower bounds are given by Eqs. (4.9-4.13). In particular, note that the evolution of  $\epsilon_V$  is non-monotonic for sub-Planckian inflation if they want to generate large observable  $0.15 \leq r(k_*) \leq 0.27$ , which is in stark contrast with the Lyth-bound for the super-Planckian models of inflation, where  $\epsilon_V$  can evolve monotonically for polynomial potentials [24].

In Fig (2), we have shown the joint  $1\sigma$  and  $2\sigma$  CL. contours using (Planck+WMAP-9+high L), and (Planck+WMAP-9+high L+BICEP2) data for  $r$  vs  $n_S$  at the pivot scale:  $k_* \sim 0.002 \text{ Mpc}^{-1}$ . The small circle on the left corresponds to the number of e-foldings,  $N = 50$ , while the right big circle corresponds to  $N = 70$  in this plot. The allowed region for a generic sub-Planckian VEV inflationary model is shown by the shaded violet colour, for  $0.15 < r_* < 0.27$  and  $0.952 < n_S < 0.967$ . The green and yellow lines are drawn for lower and upper bound of the constraints derived in Eq (4.9-4.17). We have used the relation between  $n_S$  and  $r_*$  as mentioned in Eq (6.4, 6.6) in the appendix. The vertical black coloured lines are drawn to show the bounded region of the sub-Planckian inflationary model along which the number of e-foldings are fixed.



**Figure 3.** We show the  $r$  vs  $\alpha_S = dn_S/d \ln k$  plot at the momentum pivot  $k_* \sim 0.05 \text{ Mpc}^{-1}$ . The small circle on the left corresponds to  $N = 50$ , while the right big circle corresponds to  $N = 70$ . Shaded violet colour region is the allowed region for  $0.15 < r_* < 0.27$  and  $-0.032 < \alpha_S < -0.012$ . The green and yellow lines are drawn for lower and upper bound of the constraints derived in Eq (4.9-4.17), The vertical black coloured lines are drawn to show the bounded region of the sub-Planckian inflationary model along which the number of e-foldings are fixed.

In Fig. (3), we have shown the plot of  $r$  vs  $\alpha_S = dn_S/d \ln k$  at the pivot scale:  $k_* \sim 0.05 \text{ Mpc}^{-1}$ . The small circle on the left corresponds to  $N = 50$ , while the right big circle corresponds to  $N = 70$ . In the plot we have shown the allowed region by the shaded violet colour, where  $0.15 < r_* < 0.27$  and  $-0.032 < \alpha_S < -0.012$ . The green and yellow lines are drawn for lower and upper bound of the constraints derived in Eq (4.9-4.17). We have used the relation between  $\alpha_S$  and  $r_*$  as mentioned in Eq (6.6,6.7) in the appendix.

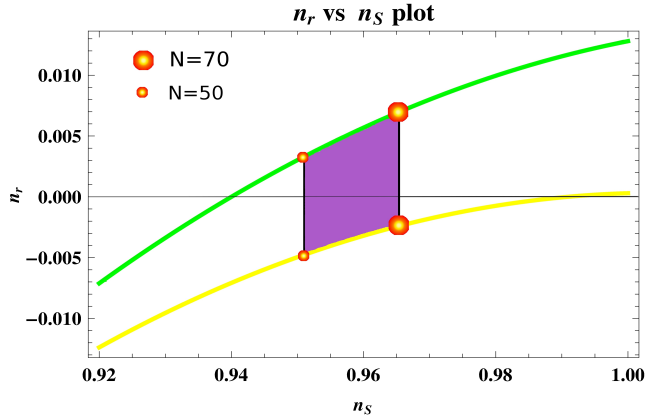
In Fig. (4), we have depicted the running of the tensor-to-scalar ratio  $n_r = dr/d \ln k$  vs spectral tilt  $n_S$  plot. The small circle on the left corresponds to  $N = 50$ , while the right big circle corresponds to  $N = 70$ . Shaded violet colour region is the allowed region for  $0.15 < r_* < 0.27$  and  $0.952 < n_S < 0.967$  which will constrain the running of the tensor-to-scalar ratio within the window,  $2.28 \times 10^{-4} < |n_r| < 0.01$ . The green and yellow lines are drawn for lower and upper bound of the constraints derived in Eq (4.9-4.17), We have used the relation between  $n_r = dr/d \ln k$  and  $n_S$  as mentioned in Eq (6.4,6.9) in the appendix.

## 5 Inflection point inflation

Let us impose  $V''(\phi_0) = 0$  on a sub-Planckian model of inflation. Then the potential is given by <sup>6</sup>:

$$V(\phi) = V(\phi_0) + V'(\phi_0)(\phi - \phi_0) + \frac{V'''(\phi_0)}{6}(\phi - \phi_0)^3 + \frac{V''''(\phi_0)}{24}(\phi - \phi_0)^4 + \dots, \quad (5.1)$$

<sup>6</sup>The inflection point inflation has been studied in Refs. [23], with a constant potential energy density  $V(\phi_0)$ .



**Figure 4.** We show the running of the tensor-to-scalar ratio  $n_r = dr/d\ln k$  vs spectral tilt  $n_S$  plot. The small circle on the left corresponds to  $N = 50$ , while the right big circle corresponds to  $N = 70$ . Shaded violet colour region is the allowed region for  $0.15 < r_\star < 0.27$  and  $0.952 < n_S < 0.967$  which will constrain the running of the tensor-to-scalar ratio within the window,  $2.28 \times 10^{-4} < |n_r| < 0.01$ . The green and yellow lines are drawn for lower and upper bound of the constraints derived in Eq (4.9-4.17), The vertical black coloured lines are drawn to show the bounded region of the sub-Planckian inflationary model along which the number of e-foldings are fixed.

We can express  $V(\phi_\star), V'(\phi_\star), \dots$  in terms of  $\phi_0$  for a sub-Planckian regime as:

$$\begin{aligned}
V(\phi_\star) &= V(\phi_0) + \vartheta_\star V'(\phi_0) + \frac{\vartheta_\star^3}{6} V'''(\phi_0) + \frac{\vartheta_\star^4}{24} V''''(\phi_0), \\
V'(\phi_\star) &= V'(\phi_0) + \frac{\vartheta_\star^2}{2} V'''(\phi_0) + \frac{\vartheta_\star^3}{6} V''''(\phi_0), \\
V''(\phi_\star) &= \vartheta_\star V'''(\phi_0) + \frac{\vartheta_\star^2}{2} V''''(\phi_0), \\
V'''(\phi_\star) &= V'''(\phi_0) + \vartheta_\star V''''(\phi_0), \\
V''''(\phi_\star) &= V''''(\phi_0).
\end{aligned} \tag{5.2}$$

Using Eq (5.2), we obtain a *particular* solution for the coefficients:  $V(\phi_0), V'(\phi_0), \dots$ , which can be written as <sup>7</sup>:

$$\begin{aligned}
V(\phi_0) &= V(\phi_\star) - \vartheta_\star V'(\phi_\star) + \frac{\vartheta_\star^3}{3} V'''(\phi_\star) - \frac{5\vartheta_\star^4}{24} V''''(\phi_\star), \\
V'(\phi_0) &= V'(\phi_\star) - \frac{\vartheta_\star^2}{2} V'''(\phi_\star) + \frac{\vartheta_\star^3}{3} V''''(\phi_\star), \\
V'''(\phi_0) &= V'''(\phi_\star) - \vartheta_\star V''''(\phi_\star), \\
V''''(\phi_0) &= V''''(\phi_\star).
\end{aligned} \tag{5.3}$$

<sup>7</sup>There will be in general 2 solutions around an inflection point, here we will provide one of the two solutions which is the most interesting one for the general case of study.

Now using the bound on  $V(\phi_\star)$ ,  $V'(\phi_\star), \dots$  as mentioned in Eqs. (4.4-4.8), we can obtain the following constraints on the coefficients of  $V(\phi_0), V'(\phi_0), \dots$ :

$$5.26 \times 10^{-9} M_p^4 \leq V(\phi_0) \leq 9.50 \times 10^{-9} M_p^4, \quad (5.4)$$

$$2.44 \times 10^{-10} M_p^3 \leq V'(\phi_0) \leq 1.74 \times 10^{-9} M_p^3, \quad (5.5)$$

$$6.29 \times 10^{-10} M_p \leq V''(\phi_0) \leq 7.08 \times 10^{-10} M_p, \quad (5.6)$$

$$5.56 \times 10^{-10} \leq V'''(\phi_0) \leq 4.82 \times 10^{-9}, \quad (5.7)$$

We can compare these results with that of the constraints mentioned in Eq (4.9-4.13) for a generic sub-Planckian inflationary setup for  $\vartheta_\star = \phi_\star - \phi_0 \leq 10^{-2} M_p$  for a sub-Planckian VEV model of inflation. We find a very nice agreement which testifies the power of a model independent reconstruction of the potential.

## 6 Summary

In this paper we have obtained the most general expressions for  $r(k_\star)$ ,  $|\Delta\phi|/M_p$  in terms of  $V(\phi_\star)$  and  $H(k_\star)$  for a sub-Planckian VEV model of inflation by taking into account of higher order slow roll conditions. In order to satisfy the observational data from (Planck+WMAP-9+high L+BICEP2), see Eq. (1.3), one requires a non-monotonic evolution of  $\epsilon_V$  parameter if one wants to build a model of inflation with a sub-Planckian VEV, as pointed out in Refs. [16, 18]. In this paper we have reconstructed the potential around  $\phi_0$  for  $V(\phi_0)$ ,  $V'(\phi_0)$ ,  $V''(\phi_0)$ ,  $V'''(\phi_0)$  and  $V''''(\phi_0)$ . In order to satisfy the current observational constraints,  $0.15 < r_\star < 0.27$ , we have found the scale of inflation to be within:  $2.07 \times 10^{16} \text{ GeV} \leq \sqrt[4]{V_\star} \leq 2.40 \times 10^{16} \text{ GeV}$ , and the VEV of inflaton should vary within:  $0.066 \leq \frac{|\Delta\phi|}{M_p} \leq 0.092$ .

We have also estimated  $(r, \alpha_S)$  and the running of the tensor modes:  $(n_r = dr/d\ln k, n_S)$  within the window,  $2.28 \times 10^{-4} < |n_r| < 0.01$ .

Typically, in particle physics, the nature and shape of the potential will not *just* be a single monomial. In principle the potential could contain quadratic, cubic and quartic interactions for a renormalizable theory, or even higher order non-renormalizable terms, see [12]. In this respect are results are important for reconstructing a particle physics motivated model of inflation in a successful way.

## Acknowledgments

SC thanks Council of Scientific and Industrial Research, India for financial support through Senior Research Fellowship (Grant No. 09/093(0132)/2010). AM is supported by the Lancaster-Manchester-Sheffield Consortium for Fundamental Physics under STFC grant ST/J000418/1.

## Appendix

The expressions for the slow-roll parameters  $(\epsilon_V, \eta_V, \xi_V^2, \sigma_V^3)$  can be expressed as:

$$\begin{aligned}
\epsilon_V &\approx \frac{M_p^2}{2V(\phi_0)^2} \left[ V'(\phi_0) + V''(\phi_0)(\phi - \phi_0) + \frac{V'''(\phi_0)}{2}(\phi - \phi_0)^2 + \frac{V''''(\phi_0)}{6}(\phi - \phi_0)^3 + \dots \right]^2, \\
\eta_V &\approx \frac{M_p^2}{V(\phi_0)} \left[ V''(\phi_0) + V'''(\phi_0)(\phi - \phi_0) + \frac{V''''(\phi_0)}{2}(\phi - \phi_0)^2 + \dots \right], \\
\xi_V^2 &\approx \frac{M_p^4}{V(\phi_0)^2} \left[ V'''(\phi_0)V'(\phi_0) + (V''''(\phi_0)V'(\phi_0) + V'''(\phi_0)V''(\phi_0))(\phi - \phi_0) \right. \\
&\quad \left. + \left( V''''(\phi_0)V''(\phi_0) + \frac{V''''(\phi_0)^2}{2} \right) (\phi - \phi_0)^2 + \dots \right], \\
\sigma_V^3 &\approx \frac{V''''(\phi_0)M_p^6}{V(\phi_0)^3} \left[ V'(\phi_0) + V''(\phi_0)(\phi - \phi_0) + \frac{V'''(\phi_0)}{2}(\phi - \phi_0)^2 + \frac{V''''(\phi_0)}{6}(\phi - \phi_0)^3 + \dots \right]^2.
\end{aligned} \tag{6.1}$$

Furthermore, the inflationary observables, i.e. the amplitude of scalar and tensor power spectrum  $(P_S, P_T)$ , spectral tilt  $(n_S, n_T)$ , and tensor-to-scalar ratio  $(r_\star)$  at the pivot scale  $k_\star$  can be expressed as:

$$\begin{aligned}
P_S(k_\star) &= [1 - (2\mathcal{C}_E + 1)\epsilon_V + \mathcal{C}_E\eta_V]^2 \frac{V}{24\pi^2 M_p^4 \epsilon_V} \\
&\approx \frac{V(\phi_0)^2}{12\pi^2 M_p^6 V'(\phi_0)^2} \left[ V(\phi_0) + V'(\phi_0)(\phi_\star - \phi_0) + \frac{V''(\phi_0)}{2}(\phi_\star - \phi_0)^2 + \frac{V'''(\phi_0)}{6}(\phi_\star - \phi_0)^3 \right. \\
&\quad \left. + \frac{V''''(\phi_0)}{24}(\phi_\star - \phi_0)^4 + \dots \right] \left[ 1 - (2\mathcal{C}_E + 1)\frac{V'(\phi_0)^2 M_p^2}{2V(\phi_0)^2} + \mathcal{C}_E \frac{M_p^2 V''(\phi_0)}{V(\phi_0)} \right]^2,
\end{aligned} \tag{6.2}$$

$$\begin{aligned}
P_T(k_\star) &= [1 - (\mathcal{C}_E + 1)\epsilon_V]^2 \frac{2V}{3\pi^2 M_p^4} \\
&\approx \frac{2}{3\pi^2 M_p^4} \left[ V(\phi_0) + V'(\phi_0)(\phi_\star - \phi_0) + \frac{V''(\phi_0)}{2}(\phi_\star - \phi_0)^2 + \frac{V'''(\phi_0)}{6}(\phi_\star - \phi_0)^3 \right. \\
&\quad \left. + \frac{V''''(\phi_0)}{24}(\phi_\star - \phi_0)^4 + \dots \right] \left[ 1 - (\mathcal{C}_E + 1)\frac{V'(\phi_0)^2 M_p^2}{2V(\phi_0)^2} \right]^2,
\end{aligned} \tag{6.3}$$

$$\begin{aligned}
n_S - 1 &\approx (2\eta_V - 6\epsilon_V) + \dots \\
&= M_p^2 \left[ \left( \frac{2V''(\phi_0)}{V(\phi_0)} - \frac{V'(\phi_0)^2}{2V(\phi_0)^2} \right) + \left( \frac{2V''''(\phi_0)}{V(\phi_0)} - \frac{2V'(\phi_0)V''(\phi_0)}{V(\phi_0)^2} \right) (\phi_\star - \phi_0) + \dots \right],
\end{aligned} \tag{6.4}$$

$$n_T \approx -2\epsilon_V + \dots = -\frac{M_p^2}{V(\phi_0)^2} \left[ V'(\phi_0) + V''(\phi_0)(\phi_\star - \phi_0) + \dots \right]^2, \tag{6.5}$$



$$\begin{aligned}
r(k_\star) &\approx 16\epsilon_V [1 + 2\mathcal{C}_E(\epsilon_V - \eta_V)] + \dots \\
&= \frac{8M_p^2}{V(\phi_0)^2} \left[ V'(\phi_0) + V''(\phi_0)(\phi_\star - \phi_0) + \dots \right]^2 \left[ 1 + 2\mathcal{C}_E M_p^2 \left( \frac{V'(\phi_0)^2}{2V(\phi_0)^2} - \frac{V''(\phi_0)}{V(\phi_0)} \right) \right]
\end{aligned} \tag{6.6}$$

$$\begin{aligned}
\alpha_S(k_\star) &= \left( \frac{dn_S}{d \ln k} \right)_\star \approx (16\eta_V \epsilon_V - 24\epsilon_V^2 - 2\xi_V^2) + \dots, \\
&= \frac{8M_p^4}{V(\phi_0)^3} \left[ V'(\phi_0) + V''(\phi_0)(\phi_\star - \phi_0) + \dots \right]^2 \left[ V''(\phi_0) + V'''(\phi_0)(\phi_\star - \phi_0) + \dots \right] \\
&\quad - \frac{6M_p^4}{V(\phi_0)^4} \left[ V'(\phi_0) + V''(\phi_0)(\phi_\star - \phi_0) \dots \right]^2 \\
&\quad - \frac{2M_p^4}{V(\phi_0)^2} \left[ V'''(\phi_0)V'(\phi_0) + \left( V''''(\phi_0)V'(\phi_0) + V'''(\phi_0)V''(\phi_0) \right) (\phi_\star - \phi_0) \right. \\
&\quad \quad \left. + \left( V''''(\phi_0)V''(\phi_0) + \frac{V''''(\phi_0)^2}{2} \right) (\phi_\star - \phi_0)^2 + \dots \right]
\end{aligned} \tag{6.7}$$

$$\begin{aligned}
\kappa_S(k_\star) &= \left( \frac{d^2 n_S}{d \ln k^2} \right)_\star \approx 192\epsilon_V^2 \eta_V - 192\epsilon_V^3 + 2\sigma_V^3 - 24\epsilon_V \xi_V^2 + 2\eta_V \xi_V^2 - 32\eta_V^2 \epsilon_V + \dots \\
&= \frac{48M_p^6 V'(\phi_0)^4 V''(\phi_0)}{V(\phi_0)^5} - \frac{24M_p^6 V'(\phi_0)^6}{V(\phi_0)^6} - \frac{12M_p^6 V'(\phi_0)^3 V'''(\phi_0)}{V(\phi_0)^4} \\
&\quad + \frac{2M_p^6 V'(\phi_0) V''(\phi_0) V'''(\phi_0)}{V(\phi_0)^3} - \frac{16M_p^6 V'(\phi_0)^2 V''(\phi_0)^2}{V(\phi_0)^4} \\
&\quad \quad + \frac{2M_p^6 V'(\phi_0)^2 V''''(\phi_0)}{V(\phi_0)^3} + \dots
\end{aligned} \tag{6.8}$$

$$\begin{aligned}
n_r(k_\star) &= \left( \frac{dr}{d \ln k} \right)_\star \approx 32\epsilon_V \eta_V - 64\epsilon_V^2 + \dots \\
&= 16M_p^4 \left( \frac{V'(\phi_0)^2 V''(\phi_0)}{V(\phi_0)^3} - \frac{V'(\phi_0)^4}{V(\phi_0)^4} \right) + \dots
\end{aligned} \tag{6.9}$$

The crucial integrals of the first and second slow-roll parameters ( $\epsilon_V$ ,  $\eta_V$ ) appearing in the right hand side of Eq. (2.6), which can be written up to the leading order as:

$$\int_{\phi_e}^{\phi_\star} d\phi \epsilon_V \approx \frac{1}{2} \sum_{p=0}^{\infty} \frac{M_p^{p+2} \mathbf{C}_p}{(p+1)} \left( \frac{\phi_e - \phi_0}{M_p} \right)^{p+1} \left\{ \left( 1 + \frac{\Delta\phi}{M_p} \left( \frac{\phi_e - \phi_0}{M_p} \right)^{-1} \right)^{p+1} - 1 \right\} + \dots \tag{6.10}$$

$$\int_{\phi_e}^{\phi_\star} d\phi \eta_V \approx \sum_{q=0}^{\infty} \frac{M_p^{q+2} \mathbf{D}_q}{(q+1)} \left( \frac{\phi_e - \phi_0}{M_p} \right)^{q+1} \left\{ \left( 1 + \frac{\Delta\phi}{M_p} \left( \frac{\phi_e - \phi_0}{M_p} \right)^{-1} \right)^{q+1} - 1 \right\} + \dots \tag{6.11}$$

where we have used the  $(\phi - \phi_0) < M_p$  (including at  $\phi = \phi_*$  and  $\phi = \phi_e$ ) around  $\phi_0$ . The leading order dimensionful Planck scale suppressed expansion co-efficients ( $\mathbf{C}_p$ ) and ( $\mathbf{D}_q$ ) are given in terms of the model parameters  $(V(\phi_0), V'(\phi_0), \dots)$ , which determine the hight and shape of the potential in terms of the model parameters as:

$$\begin{aligned}
\mathbf{C}_0 &= \frac{V'(\phi_0)^2}{V(\phi_0)^2}, \quad \mathbf{C}_1 = \frac{2V''(\phi_0)V'(\phi_0)}{V(\phi_0)^2} - \frac{2V'(\phi_0)^3}{V(\phi_0)^3}, \\
\mathbf{C}_2 &= \frac{V''(\phi_0)^2}{V(\phi_0)^2} - \frac{5V'(\phi_0)^2V''(\phi_0)}{V(\phi_0)^3} + \frac{V'(\phi_0)V''''(\phi_0)}{V(\phi_0)^2}, \\
\mathbf{C}_3 &= \frac{V'(\phi_0)V''''(\phi_0)}{3V(\phi_0)^2} - \frac{7V'(\phi_0)^2V''''(\phi_0)}{3V(\phi_0)^3} + \frac{V''(\phi_0)V''''(\phi_0)}{V(\phi_0)^2} \\
&\quad - \frac{4V'(\phi_0)V''(\phi_0)^2}{V(\phi_0)^3} + \frac{9V'(\phi_0)^3V''(\phi_0)}{V(\phi_0)^4}, \\
&\dots\dots\dots \\
\mathbf{D}_0 &= \frac{V''(\phi_0)}{V(\phi_0)}, \quad \mathbf{D}_1 = \frac{V''''(\phi_0)}{V(\phi_0)} - \frac{V'(\phi_0)V''(\phi_0)}{V(\phi_0)^2}, \\
\mathbf{D}_2 &= \frac{V''''(\phi_0)}{2V(\phi_0)} - \frac{V'(\phi_0)V''''(\phi_0)}{V(\phi_0)^2} - \frac{V''(\phi_0)}{V(\phi_0)^2} + \frac{V''(\phi_0)V'(\phi_0)^2}{V(\phi_0)^3}, \\
\mathbf{D}_3 &= \frac{4V'(\phi_0)\delta^2}{V(\phi_0)^3} - \frac{2V'(\phi_0)^3\delta}{V(\phi_0)^4} + \frac{V'(\phi_0)^2V''''(\phi_0)}{V(\phi_0)^3} - \frac{2V''(\phi_0)V''''(\phi_0)}{3V(\phi_0)^2} - \frac{V''''(\phi_0)V'(\phi_0)}{2V(\phi_0)^2}, \\
&\dots\dots\dots
\end{aligned} \tag{6.12}$$

Here  $V(\phi_0), V'(\phi_0), V''''(\phi_0), V''''(\phi_0) \neq 0, V''(\phi_0) = 0$  and  $V(\phi_0), V''(\phi_0), V''''(\phi_0) \neq 0, V'(\phi_0), V''(\phi_0) = 0$  are two limiting situations which signifies the *inflection point* and *saddle point* inflationary setup. For details, see Ref. [19].

## References

- [1] A. H. Guth, Phys. Rev. D **23**, 347 (1981). A. A. Starobinsky, Phys. Lett. B **91**, 99 (1980).
- [2] A. D. Linde, Phys. Lett. B **108**, 389 (1982).
- [3] A. Albrecht and P. J. Steinhardt, Phys. Rev. Lett. **48**, 1220 (1982).
- [4] V. F. Mukhanov and G. V. Chibisov, JETP Lett. **33**, 532 (1981) [Pisma Zh. Eksp. Teor. Fiz. **33**, 549 (1981)]. A. A. Starobinsky, JETP Lett. **30**, 682 (1979) [Pisma Zh. Eksp. Teor. Fiz. **30**, 719 (1979)].
- [5] V. F. Mukhanov, H. A. Feldman and R. H. Brandenberger, Phys. Rept. **215**, 203 (1992).
- [6] G. Hinshaw *et al.* [WMAP Collaboration], Astrophys. J. Suppl. **208**, 19 (2013) [arXiv:1212.5226 [astro-ph.CO]].
- [7] P. A. R. Ade *et al.* [Planck Collaboration], arXiv:1303.5076 [astro-ph.CO].
- [8] P. A. R. Ade *et al.* [Planck Collaboration], arXiv:1303.5082 [astro-ph.CO].

- [9] P. A. R. Ade *et al.* [BICEP2 Collaboration], arXiv:1403.3985 [astro-ph.CO].
- [10] N. D. Birrell and P. C. W. Davies,
- [11] A. Ashoorioon, P. S. B. Dev and A. Mazumdar, arXiv:1211.4678 [hep-th].
- [12] A. Mazumdar and J. Rocher, Phys. Rept. **497**, 85 (2011) [arXiv:1001.0993 [hep-ph]].
- [13] R. Allahverdi, K. Enqvist, J. Garcia-Bellido and A. Mazumdar, Phys. Rev. Lett. **97**, 191304 (2006) [hep-ph/0605035]. R. Allahverdi, K. Enqvist, J. Garcia-Bellido, A. Jokinen and A. Mazumdar, JCAP **0706**, 019 (2007) [hep-ph/0610134]. R. Allahverdi, A. Kusenko and A. Mazumdar, JCAP **0707**, 018 (2007) [hep-ph/0608138]. A. Chatterjee and A. Mazumdar, JCAP **1109**, 009 (2011) [arXiv:1103.5758 [hep-ph]].
- [14] A. R. Liddle, A. Mazumdar and F. E. Schunck, Phys. Rev. D **58**, 061301 (1998) [astro-ph/9804177]. A. Jokinen and A. Mazumdar, Phys. Lett. B **597**, 222 (2004) [hep-th/0406074].
- [15] P. Kanti and K. A. Olive, Phys. Lett. B **464**, 192 (1999) [hep-ph/9906331].
- [16] I. Ben-Dayan and R. Brustein, JCAP **1009** (2010) 007 [arXiv:0907.2384 [astro-ph.CO]].
- [17] M. U. Rehman, Q. Shafi, J. R. Wickman, Phys. Rev. D **83** (2011) 067304. [arXiv:1012.0309 [astro-ph.CO]]. Q. Shafi and J. R. Wickman, Phys. Lett. B **696** (2011) 438 [arXiv:1009.5340 [hep-ph]]. N. Okada, M. U. Rehman and Q. Shafi, Phys. Lett. B **701** (2011) 520 [arXiv:1102.4747 [hep-ph]]. M. Civiletti, M. U. Rehman, Q. Shafi and J. R. Wickman, Phys. Rev. D **84** (2011) 103505 [arXiv:1104.4143 [astro-ph.CO]].
- [18] S. Hotchkiss, A. Mazumdar and S. Nadathur, JCAP **1202**, 008 (2012) [arXiv:1110.5389 [astro-ph.CO]].
- [19] S. Choudhury and A. Mazumdar, arXiv:1306.4496 [hep-ph]. Accepted for publication in Nucl. Phys. B.
- [20] R. Easther and H. Peiris, JCAP **0609** (2006) 010 [astro-ph/0604214].
- [21] See Appendix of: S. Choudhury, A. Mazumdar and S. Pal, JCAP **1307** (2013) 041 [arXiv:1305.6398 [hep-ph]].
- [22] C. P. Burgess, et.al. JHEP **0505**, 067 (2005) [hep-th/0501125].
- [23] K. Enqvist, A. Mazumdar and P. Stephens, JCAP **1006**, 020 (2010) [arXiv:1004.3724 [hep-ph]]; A. Mazumdar, S. Nadathur and P. Stephens, Phys. Rev. D **85**, 045001 (2012) [arXiv:1105.0430 [hep-th]]; S. Choudhury, A. Mazumdar and E. Pukartas, arXiv:1402.1227 [hep-th]; S. Choudhury, arXiv:1402.1251 [hep-th].
- [24] D. H. Lyth, Phys. Rev. Lett. **78**, 1861 (1997) [hep-ph/9606387].