

BIAS-CORRECTION OF THE MAXIMUM LIKELIHOOD ESTIMATOR FOR THE α -BROWNIAN BRIDGE

MAIK GÖRGENS AND MÅNS THULIN

ABSTRACT. The α -Brownian bridge, or scaled Brownian bridge, is a generalization of the Brownian bridge with a scaling parameter that determines how strong the force that pulls the process back to 0 is. The bias of the maximum likelihood estimator of the parameter α is derived and a bias-correction that improves the estimator substantially is proposed. The properties of the bias-corrected estimator and four Bayesian estimators based on non-informative priors are evaluated in a simulation study.

Keywords: α -Brownian bridge, bias-correction, estimation, scaled Brownian bridge.

1. INTRODUCTION

Let $W = (W_t)_{t \in [0,1]}$ be a standard Brownian motion. For $\alpha \geq 0$, consider the stochastic differential equation

$$dX_t^{(\alpha)} = dW_t - \frac{\alpha}{1-t} X_t^{(\alpha)} dt, \quad X_0^{(\alpha)} = 0, \quad t \in [0,1).$$

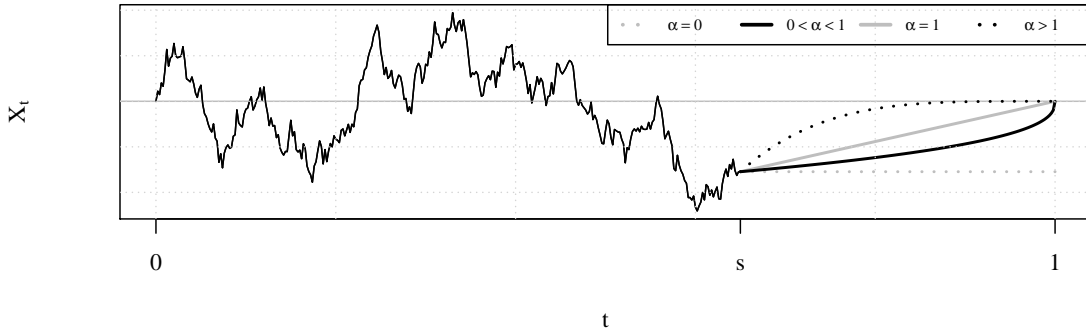
The solution to this equation is $X^{(\alpha)} = (X_t^{(\alpha)})_{t \in [0,1]}$ with

$$X_t^{(\alpha)} = \int_0^t \left(\frac{1-t}{1-s} \right)^\alpha dW_s, \quad t \in [0,1),$$

a process which returns to 0 at time 1 almost surely when $\alpha > 0$. The process $X^{(\alpha)}$ is known as an α -Brownian bridge, α -Wiener bridge or scaled Brownian bridge and can be viewed as a flexible alternative to the standard Brownian bridge. It includes Brownian motion ($\alpha = 0$) and the usual Brownian bridge ($\alpha = 1$) as special cases. This paper is concerned with estimation of the scaling parameter α given a sample path observed until time $T < 1$. Estimating α is of interest since α determines *how* the process tends to 0: if $0 < \alpha < 1$ the process tends to 0 slower than the Brownian bridge and if $\alpha > 1$ it tends to 0 faster than the Brownian bridge (see Figure 1).

The α -Brownian bridge was introduced by Brennan & Schwartz (1990), who used it to model arbitrage profit in the absence of transaction costs. It has also been used to model exchange rate dynamics (Trede & Wilfing, 2007) and the degree of interventionist policies in the run-up to a monetary union (Sondermann et al., 2011). A possible further application in financial theory is the following. It has been reported that stock prices tend to end up at strike prices of heavily traded vanilla options at the time of their maturity; see for example Avellaneda & Lipkin (2003) and the references therein. Brownian bridges have been used to model this phenomenon. However, the rate of convergence to the strike price will likely depend on the behavior of the market. In a cautious market, traders will start early on to push the stock price to the strike price. Then an α -Brownian bridge with an $\alpha > 1$ will be more suitable to model the pinning behavior than the usual Brownian

Date: October 4, 2018.

FIGURE 1. The influence of α on the “expected future” for different values of α .

bridge. In an incautious market, traders will start late to push the stock price to the strike price and an α -Brownian bridge with an $0 < \alpha < 1$ will be more suitable to model the behavior. But the correct value of α is required in order to develop optimal selling strategies for stocks showing the pinning phenomenon. In this context we mention that the optimal stopping problem for the usual Brownian bridge was solved in Ekström & Wanntorp (2009). Other possible areas of applications include for instance modeling of animal movements, where the α -Brownian bridge seems like a strong candidate to replace the Brownian bridge model proposed by Horne et al. (2007).

Starting with a paper by Mansuy (2004), the α -Brownian bridge has attracted considerable interest in the stochastics community. Estimation was discussed by Barczy & Pap (2010), Barczy & Iglói (2011a) and Zhao & Liu (2012), all of whom studied some properties of the maximum likelihood estimator (MLE) of α . Es-Sebaiy & Nourdin (2013) studied the least squares estimator of α when W is replaced by a fractional Brownian motion. Zhao & Zhou (2013) and Gørgens (2014) studied hypothesis testing problems for α .

Previous studies of estimators of α have focused on asymptotic properties, i.e. the behavior of the MLE as $T \rightarrow 1$. In Section 2 we derive the bias of the MLE for $T < 1$, which is found to be surprisingly large. In Section 3 we propose a bias-correction of the MLE and introduce some Bayesian estimators of α . We then evaluate the properties of the Bayesian estimators and the bias-corrected MLE in a simulation study. Finally, some open problems are discussed in Section 4 and proofs are given in an appendix.

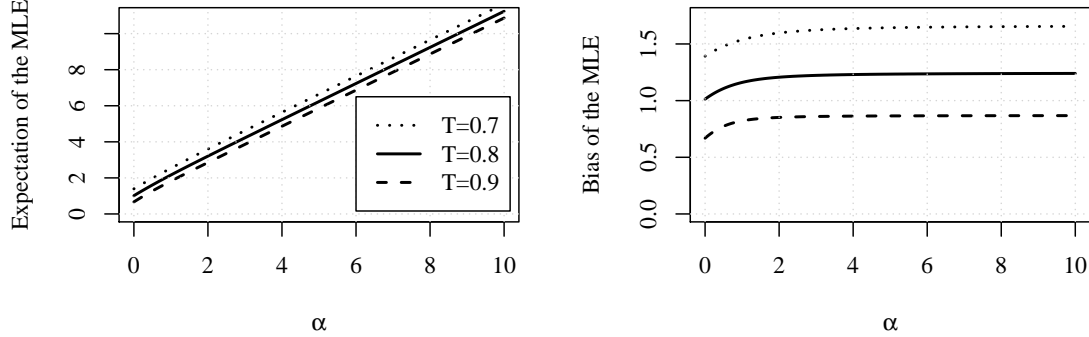
Remark 1. We mention here that we may just as well define the α -Brownian bridge on an interval $[0, S]$: let $X^{(\alpha, S)} = (X_t^{(\alpha, S)})_{t \in [0, S]}$ be the strong solution of the stochastic differential equation

$$dX_t^{(\alpha, S)} = dW_t - \frac{\alpha X_t^{(\alpha, S)}}{S-t} dt, \quad X_0^{(\alpha, S)} = 0, \quad 0 \leq t < S.$$

Then, for $\alpha > 0$, we have $\lim_{t \rightarrow S} X_t^{(\alpha, S)} = 0$. The α -Brownian bridge is self-similar:

$$\left(X_t^{(\alpha, S)} \right)_{t \in [0, S]} \stackrel{d}{=} \left(\sqrt{S} X_{t/S}^{(\alpha, 1)} \right)_{t \in [0, S]}.$$

From this self-similarity the results in this paper easily extend to α -Brownian bridges on an interval $[0, S]$, so it suffices to study the simpler setting where $S = 1$.

FIGURE 2. The expectation and the bias of the MLE when $T \in \{0.7, 0.8, 0.9\}$.

2. THE BIAS OF THE MLE

The MLE of α based on a trajectory observed until time $T < 1$ is given by

$$\hat{\alpha}_{MLE} = -\left(\int_0^t \frac{X_s^{(\alpha)}}{1-s} dX_s^{(\alpha)}\right) / \left(\int_0^t \frac{(X_s^{(\alpha)})^2}{(1-s)^2} ds\right) \quad \text{for } t \in (0, 1).$$

Barczy & Iglói (2011b) showed that $\hat{\alpha}_{MLE}$ is a strongly consistent estimator of α . It is also the least squares estimator (Es-Sebaiy & Nourdin, 2013). Gorgens (2014, Section 2.2) showed that the MLE can be written as

$$(1) \quad \hat{\alpha}_{MLE} = \left(-\frac{(X_T^{(\alpha)})^2}{1-T} + \int_0^T \frac{(X_s^{(\alpha)})^2}{(1-s)^2} ds - \ln(1-T)\right) / \left(2 \int_0^T \frac{(X_s^{(\alpha)})^2}{(1-s)^2} ds\right)$$

which allows for a straightforward computation of $\hat{\alpha}_{MLE}$ given the sample path.

Next, we present a result for the expected value of the MLE, the proof of which is given in the appendix.

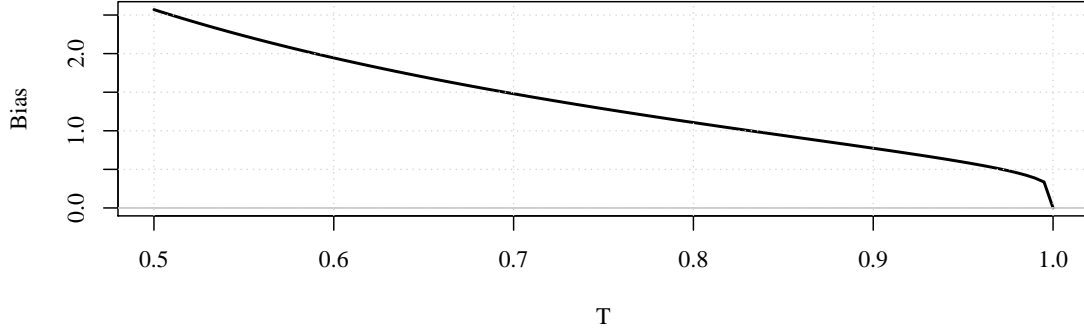
Proposition 1. *The expected value of the maximum likelihood estimator $\hat{\alpha}_{MLE}$ of α based on the observations up to time $T < 1$ is*

$$(2) \quad E_\alpha[\hat{\alpha}_{MLE}] = \frac{1}{2} + \frac{(1-T)^{\frac{1-2\alpha}{4}}}{\sqrt{2}} \int_{\frac{1-2\alpha}{2}}^\infty \frac{(1-T)^u - (1-T)^{-u}}{\left(\left(1 + \frac{1-2\alpha}{2u}\right)(1-T)^u + \left(1 - \frac{1-2\alpha}{2u}\right)(1-T)^{-u}\right)^{3/2}} du \\ - \frac{\ln(1-T)(1-T)^{\frac{1-2\alpha}{4}}}{\sqrt{2}} \int_{\frac{1-2\alpha}{2}}^\infty \frac{u}{\sqrt{\left(1 + \frac{1-2\alpha}{2u}\right)(1-T)^u + \left(1 - \frac{1-2\alpha}{2u}\right)(1-T)^{-u}}} du.$$

The expectation (2) and the corresponding bias are shown in Figure 2 for $T \in \{0.7, 0.8, 0.9\}$ and $\alpha \in [0, 10]$. The bias follows the same pattern for different T , and is increasing in T . We can see an almost constant behavior of the bias of $\hat{\alpha}_{MLE}$ for larger values of α . The following result gives an explanation of this. We use the notation $f(\alpha) \sim g(\alpha)$ for $\lim_{\alpha \rightarrow \infty} [f(\alpha) - g(\alpha)] = 0$.

Proposition 2. *For the bias $E_\alpha[\hat{\alpha}_{MLE}]$ of the MLE based on the observations up to time $T < 1$ we have*

$$E_\alpha[\hat{\alpha}_{MLE}] - \alpha \sim -\frac{2}{\ln(1-T)}.$$

FIGURE 3. The bias of the MLE when $\alpha = 1/2$ and $0.5 < T < 1$.

A proof is found in the appendix.

When $\alpha = 1/2$ we can obtain a simpler expression for the bias. Specializing formula (2) to the case $\alpha = 1/2$ we obtain

$$E_{\alpha}[\hat{\alpha}_{MLE}] = \frac{1}{2} + \frac{1}{\sqrt{2}} \int_0^{\infty} \frac{(1-T)^u - (1-T)^{-u}}{((1-T)^u + (1-T)^{-u})^{3/2}} du - \frac{\ln(1-T)}{\sqrt{2}} \int_0^{\infty} \frac{u}{\sqrt{(1-T)^u + (1-T)^{-u}}} du.$$

The substitution $v = \ln(1-T)^u$ in both integrals gives

$$(3) \quad E_{\alpha}[\hat{\alpha}_{MLE}] = \frac{1}{2} + \frac{1}{\sqrt{2} \ln(1-T)} \int_0^{\infty} \frac{e^v - e^{-v}}{(e^v + e^{-v})^{3/2}} dv - \frac{1}{\sqrt{2} \ln(1-T)} \int_0^{\infty} \frac{v}{\sqrt{e^v + e^{-v}}} dv.$$

The first integral yields

$$(4) \quad \int_0^{\infty} \frac{e^v - e^{-v}}{(e^v + e^{-v})^{3/2}} dv = \left[-(e^v + e^{-v})^{-1/2} \right]_0^{\infty} = \sqrt{2},$$

and the second integral may be rewritten as

$$(5) \quad \int_0^{\infty} \frac{v}{\sqrt{e^v + e^{-v}}} dv = \frac{1}{\sqrt{2}} \int_0^{\infty} \frac{v}{\sqrt{\cosh(v)}} dv = \frac{1}{\sqrt{2}} A,$$

where

$$A := \int_0^{\infty} \frac{v dv}{\sqrt{\cosh(v)}} \approx 5.5629.$$

Plugging (4) and (5) into (3) we obtain

$$E_{1/2}[\hat{\alpha}_{MLE}] = \frac{1}{2} + \frac{1 - A/2}{\ln(1-T)}.$$

The bias of the MLE when $\alpha = 1/2$ and $0.5 < T < 1$ is shown in Figure 3. As can be seen, it is quite substantial unless T is very close to 1. In particular, $E_{1/2}[\hat{\alpha}_{MLE}] > 1$ when $T < 0.97$, meaning that on average the incautious market with $\alpha = 1/2$ will be mistaken for a cautious market with $\alpha > 1$.

3. LONG-RUN PERFORMANCE OF OTHER ESTIMATORS

3.1. Alternatives to the MLE. A bias-correction of the MLE can be obtained by inverting the expectation (2) numerically, letting the corrected estimator be

$$\hat{\alpha}_{CMLE} = E_{\alpha}^{-1}[\hat{\alpha}_{MLE}],$$

so that $\hat{\alpha}_{CMLE}$ is the α for which $E_{\alpha}[\hat{\alpha}_{MLE}]$ is the observed value of $\hat{\alpha}_{MLE}$.

Other alternative estimators are Bayesian estimators of α . We will study the mean and median of posterior distributions based on the Jeffreys and $U(0, 10)$ priors. These can be viewed either as Bayesian estimators or regularized frequentist estimators.

The non-informative Jeffreys (1946) prior $\pi_J(\alpha|T)$ is proportional to $\sqrt{I_{\alpha}(T)}$ where $I_{\alpha}(T)$ is the Fisher information. From Barczy & Iglói (2011b, Lemma 10) it follows that

$$\pi_J(\alpha|T) \propto \begin{cases} \frac{1}{2\alpha-1} \sqrt{(1-T)^{1/4-\alpha/2} - 1 - \ln([1-T]^{2\alpha-1})}, & \text{if } \alpha \neq 1/2. \\ \frac{1}{\sqrt{2}} \ln(1-T), & \text{if } \alpha = 1/2. \end{cases}$$

The Jeffreys prior for α is very heavy-tailed. Its median is roughly 98 when $T = 0.8$ and 94 when $T = 0.95$, meaning that much of the prior probability mass is concentrated on values of α that seem very unlikely to occur in practice. In applications where no prior information is available, it might therefore be preferable to use a “low-informative” prior with bounded support, such as the $U(0, 10)$ prior.

The posterior distributions are computed by Bayes formula using the likelihood function, which is

$$(6) \quad f(\alpha|(X_s)_0^T) = \exp\left(-\frac{\alpha(X_T^{(\alpha)})^2}{2(1-T)} + \frac{\alpha(1-\alpha)}{2} \int_0^T \frac{(X_s^{(\alpha)})^2}{(1-s)^2} ds - \frac{\alpha}{2} \ln(1-T)\right),$$

see Görgens (2014, Section 2.1).

3.2. Simulation study. To estimate the bias and MSE of the alternative estimators we performed a simulation study, in which for 100,000 realizations of the process were simulated $\alpha \in \{0, 0.5, 1, 1.5, 2, 2.5, 3, 4, 6, 8, 10\}$. Each realization was observed in 300 points and the estimators were computed by approximating the integrals in (1) and (6) using the rectangle rule.

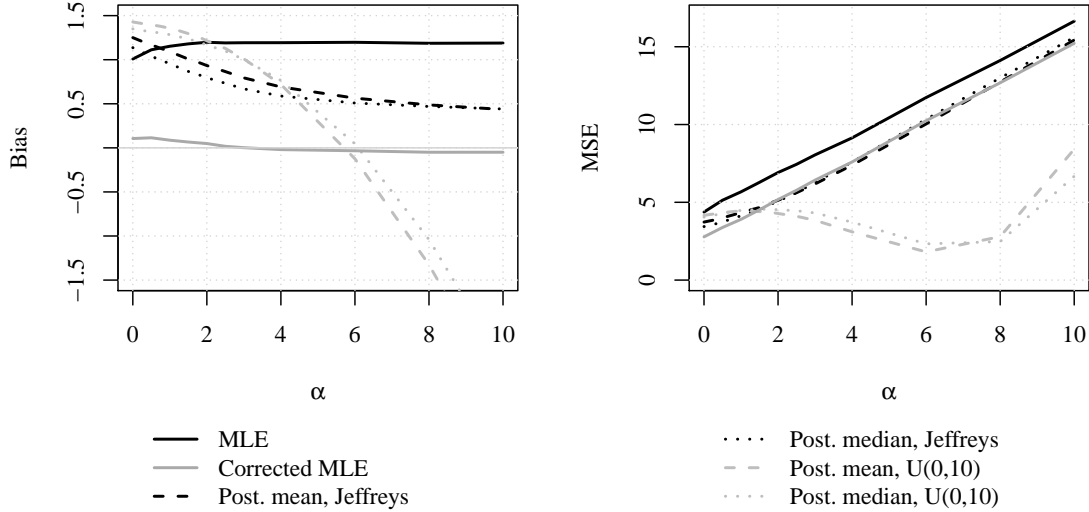
The bias and MSE of the alternative estimators are compared to that of the MLE when $T = 0.8$ in Figure 4. The figure is qualitatively similar for other values of T .

From Figure 4 we conclude that $\hat{\alpha}_{CMLE}$ is nearly unbiased and has a lower MSE than the MLE, thereby improving upon the MLE considerably. The Bayesian estimators based on the Jeffreys prior are biased, but except when α is close to 0 the bias is lower than that of the MLE. They also have lower MSE's, which is close to that of the corrected MLE. The Bayesian estimators based on the $U(0, 10)$ prior shrinks the estimate towards 5 and have the best performance in that particular region of the parameter space. When α is close to 0 or 10 they are heavily biased. Among the five estimators, only the corrected MLE is nearly unbiased when α is close to 1, meaning that it is the only estimator that reliably identifies both cautious and incautious markets.

4. DISCUSSION

We have shown both analytically and numerically that the MLE of α is heavily biased, but that it is possible to correct for this bias. The corrected estimator is nearly unbiased and has a lower MSE. It can be recommended for use instead of the MLE. If one for some reason is unwilling to

FIGURE 4. Bias and MSE of the MLE, the corrected MLE and four Bayesian estimators when $0 \leq \alpha \leq 10$ and $T = 0.8$.



apply the bias-correction, it might be preferable to use a Bayesian estimator based on the Jeffreys prior instead.

We have also seen that when the Jeffreys and $U(0, 10)$ priors are used for Bayesian estimation of α , the posterior mean and the posterior median often fail to identify incautious markets, that is, situations where $\alpha < 1$. We note that although such long-run properties are of a frequentist nature, they still play a part in calibration of Bayesian procedures, for instance if one wishes to apply these estimators for repeated financial decisions. A bias-correction such as that applied to the MLE makes little sense in a Bayesian context, but there may be a truly Bayesian way to obtain estimators with better long-run properties. The estimators in our study are motivated by the squared error loss and the absolute value loss, respectively. For the α -Brownian bridge it might prove fruitful to instead use a loss function that penalizes overestimation more than underestimation. We have however not pursued this idea further.

Although estimation and hypothesis testing for the α -Brownian bridge has been studied extensively, interval estimation of α remains an open problem. Barczy & Iglói (2011b) derived the asymptotic distribution of the MLE, which can be used to construct a confidence interval, but based on our investigation of the properties of this estimator we doubt that the confidence interval based on the MLE will have good performance. Our investigation casts similar doubts on how well Bayesian credible sets based on the Jeffreys and $U(0, 10)$ priors will perform. As confidence intervals are considerably more informative than point estimates, we believe this problem to be of great interest.

A further motivation for studying confidence intervals is their connection to hypothesis testing. Papers dealing with hypothesis tests for α (Zhao & Zhou, 2013; Gørgens, 2014) have focused on tests of point hypotheses of the type $H_0 : \alpha = \alpha_0$ versus $H_1 : \alpha = \alpha_1$. In many situations it would be of greater interest to test against a composite hypothesis, e.g. $H_0 : \alpha = \alpha_0$ versus $H_1 : \alpha \neq \alpha_0$

or $H_0 : \alpha \leq \alpha_0$ versus $H_1 : \alpha > \alpha_0$. This is possible to do by inverting a well-behaved confidence interval, not only in the frequentist setting, but also in Bayesian inference (Thulin, 2014).

REFERENCES

- Avellaneda, M., Lipkin, M. D. (2003). A market-induced mechanism for stock pinning. *Quantitative Finance*, **3**, 417–425.
- Barczy, M., Pap, G. (2010). α -Wiener bridges: singularity of induced measures and sample path properties. *Stochastic Analysis and Applications*, **28**, 447–466.
- Barczy, M., Iglói, E. (2011a). Karhunen-Loève expansions of α -Wiener bridges. *Central European Journal of Mathematics*, **9**, 65–84.
- Barczy, M., Iglói, E. (2011b). Explicit formulas for Laplace transforms of certain functionals of some time inhomogeneous diffusions. *Journal of Mathematical Analysis and Applications* **380**, 405–424.
- Brennan, M. J., Schwartz, E. S. (1990). Arbitrage in stock index futures. *The Journal of Business*, **63**, S7–S31.
- Cressie, N., Davis, A.S., Folks, J.L., Policello, G.E. (1981). The moment-generating function and negative integer moments. *The American Statistician*, **35**, 148–150.
- Ekström, E., Wanntorp, H. (2009). Optimal stopping of a Brownian bridge. *Journal of Applied Probability*, **46**, 170–180.
- Es-Sebaiy, K., Nourdin, I. (2013). Parameter estimation for α -fractional bridges. In *Malliavin Calculus and Stochastic Analysis* (pp. 385–412). Springer.
- Görgens, M. (2014). Inference in α -Brownian bridge based on Karhunen-Loève expansions. arXiv:1401.2326.
- Horne, J. S., Garton, E. O., Krone, S. M., Lewis, J. S. (2007). Analyzing animal movements using Brownian bridges. *Ecology*, **88**, 2354–2363.
- Jeffreys, H. (1946). An invariant form for the prior probability in estimation problems. *Proceedings of the Royal Society of London. Series A*, **186**, pp. 453–461.
- Mansuy, R. (2004). On a one-parameter generalization of the Brownian bridge and associated quadratic functionals. *Journal of Theoretical Probability*, **17**, 1021–1029.
- Sondermann, D., Trede, M., Wilfling, B. (2011). Estimating the degree of interventionist policies in the run-up to EMU. *Applied Economics*, **42**, 207–218.
- Thulin, M. (2014). Decision-theoretic justifications for Bayesian hypothesis testing using credible sets. *Journal of Statistical Planning and Inference*, **146**, 133–138.
- Trede, M., Wilfling, B. (2007). Estimating exchange rate dynamics with diffusion processes: an application to Greek EMU data. *Empirical Economics*, **33**, 23–39.
- Williams, J.D. (1941). Moments of the ratio of the mean square successive differences to the mean square difference in samples from a normal universe. *Annals of Mathematical Statistics*. **12**, 239–241.
- Zhao, S., Liu, Q. (2012). Large deviations for parameters estimators of α -Brownian bridge. *Journal of Statistical Planning and Inference*. **142**, 695–707.
- Zhao, S., Zhou, Y. (2013). Sharp large deviations for log-likelihood ratio of α -Brownian bridge. *Statistics & Probability Letters*. DOI: 10.1016/j.spl.2013.06.003.

APPENDIX

In this appendix we give the proofs of Propositions 1-2. Ignoring the superscript (α) and setting $I_T = \int_0^T \frac{(X_s^{(\alpha)})^2}{(1-s)^2} ds$ we obtain the following simplified expression for the MLE.

$$(7) \quad \hat{\alpha}_{MLE} = -\frac{X_T^2}{2(1-T)I_T} + \frac{1}{2} - \frac{\ln(1-T)}{2I_T}.$$

From (7) we have

$$(8) \quad E_\alpha \hat{\alpha}_{MLE} = -\frac{1}{2(1-T)} E_\alpha [X_T^2/I_T] + \frac{1}{2} - \frac{\ln(1-T)}{2} E_\alpha [1/I_T],$$

where E_α denotes expectation under α .

In order to compute $E_\alpha [X_T^2/I_T]$ and $E_\alpha [1/I_T]$ we will use the following

Proposition 3 (See Williams (1941) and Cressie et al. (1981)). *Let Y and Z be two positive random variables and let $M_{Y,Z}(s, t) = E \exp(sY + tZ)$ be their joint Laplace transform. Then, for $j, k \geq 0$*

$$(9) \quad E[Y^j/Z^k] = \Gamma(k)^{-1} \int_0^\infty t^{k-1} \lim_{s \searrow 0} \frac{\partial^j}{\partial s^j} M_{Y,Z}(s, -t) dt.$$

Proof of Proposition 1. It was shown in Theorem 21 in Barczy & Iglói (2011b) that the joint Laplace transform $M(s, t) = E_\alpha \exp(sX_T^2 + tI_T)$ of X_T^2 and I_T is

$$M(s, t) = \frac{(1-T)^{(1-2\alpha)/4}}{\sqrt{\cosh(u(-t) \ln(1-T)) + \frac{1-2\alpha+4s(1-T)}{2u(-t)} \sinh(u(-t) \ln(1-T))}},$$

where $u(t) = \sqrt{8t + (2\alpha - 1)^2}/2$. Applying Proposition 3 with $Z = I_T$, $j = 0$, and $k = 1$ it follows that

$$E_\alpha[I_T^{-1}] = \int_0^\infty \frac{(1-T)^{(1-2\alpha)/4}}{\sqrt{\cosh(u(t) \ln(1-T)) + \frac{1-2\alpha}{2u(t)} \sinh(u(t) \ln(1-T))}} dt.$$

The substitution $u = u(t)$ yields

$$(10) \quad E_\alpha[I_T^{-1}] = \sqrt{2}(1-T)^{\frac{1-2\alpha}{4}} \int_{\frac{1-2\alpha}{2}}^\infty \frac{udu}{\sqrt{(1 + \frac{1-2\alpha}{2u})(1-T)^u + (1 - \frac{1-2\alpha}{2u})(1-T)^{-u}}},$$

where we also used

$$\begin{aligned} \cosh(u \ln(1-T)) &= \frac{1}{2}((1-T)^u + (1-T)^{-u}), & \text{and} \\ \sinh(u \ln(1-T)) &= \frac{1}{2}((1-T)^u - (1-T)^{-u}). \end{aligned}$$

The derivative of $M(s, t)$ with respect to s is given by

$$\frac{\partial}{\partial s} M(s, t) = \frac{-\frac{(1-T)^{(5-2\alpha)/4}}{u(-t)} \sinh(u(-t) \ln(1-T))}{\left(\cosh(u(-t) \ln(1-T)) + \frac{1-2\alpha+4s(1-T)}{2u(-t)} \sinh(u(-t) \ln(1-T))\right)^{3/2}}.$$

Applying Proposition 3 once again with $Y = X_T^2$, $Z = I_T$, $j = 1$, and $k = 1$ it follows that

$$E_\alpha[X_T^2/I_T] = \int_0^\infty \frac{-\frac{(1-T)^{(5-2\alpha)/4}}{u(t)} \sinh(u(t) \ln(1-T))}{\left(\cosh(u(t) \ln(1-T)) + \frac{1-2\alpha}{2u(t)} \sinh(u(t) \ln(1-T))\right)^{3/2}} dt.$$

Again, the substitution $u = u(t)$ yields

$$(11) \quad E_\alpha[X_T^2/I_T] = -\sqrt{2}(1-T)^{\frac{5-2\alpha}{4}} \int_{\frac{1-2\alpha}{2}}^\infty \frac{(1-T)^u - (1-T)^{-u}}{\left((1 + \frac{1-2\alpha}{2u})(1-T)^u + (1 - \frac{1-2\alpha}{2u})(1-T)^{-u}\right)^{3/2}} du.$$

Plugging (10) and (11) into (8) we obtain (2). \square

Remark 2. Using Proposition 3 we could also find a formula for the mean squared error of $\hat{\alpha}_{MLE}$ since

$$\begin{aligned} \mathbb{E}_\alpha[(\hat{\alpha}_{MLE} - \alpha)^2] &= (\alpha - 1/2)^2 + \frac{\alpha - 1/2}{1 - T} \mathbb{E}_\alpha[X_T^2/I_T] + (\alpha - 1/2) \ln(1 - T) \mathbb{E}_\alpha[1/I_T] \\ &\quad + \frac{1}{4(1 - T)^2} \mathbb{E}_\alpha[X_T^4/I_T^2] + (\ln(1 - T))^2 \mathbb{E}_\alpha[1/I_T^2] + \frac{\ln(1 - T)}{2(1 - T)} \mathbb{E}_\alpha[X_T^2/I_T^2]. \end{aligned}$$

However, at this time we do not see a way to simplify the occurring integrals significantly and thus we do not pursue this further.

Proof of Proposition 2. From (2) we know that

$$(12) \quad \mathbb{E}_\alpha[\hat{\alpha}_{MLE}] - \alpha = \frac{1}{2} - \alpha + I_1(\alpha, T) - I_2(\alpha, T),$$

where

$$(13) \quad I_1(\alpha, T) := \frac{(1 - T)^{\frac{1-2\alpha}{4}}}{\sqrt{2}} \int_{\frac{1-2\alpha}{2}}^{\infty} \frac{(1 - T)^u - (1 - T)^{-u}}{\left((1 + \frac{1-2\alpha}{2u})(1 - T)^u + (1 - \frac{1-2\alpha}{2u})(1 - T)^{-u} \right)^{3/2}} du$$

and

$$(14) \quad I_2(\alpha, T) := \frac{\ln(1 - T)(1 - T)^{\frac{1-2\alpha}{4}}}{\sqrt{2}} \int_{\frac{1-2\alpha}{2}}^{\infty} \frac{u}{\sqrt{\left((1 + \frac{1-2\alpha}{2u})(1 - T)^u + (1 - \frac{1-2\alpha}{2u})(1 - T)^{-u} \right)^3}} du.$$

The substitution $v = 2u/(2\alpha - 1)$ in $I_1(\alpha, T)$ yields

$$\begin{aligned} I_1(\alpha, T) &= \frac{(1 - T)^{\frac{1-2\alpha}{4}}}{\sqrt{2}} \frac{2\alpha - 1}{2} \int_1^{\infty} \frac{(1 - T)^{v(2\alpha-1)/2} - (1 - T)^{-v(2\alpha-1)/2}}{\left((1 - \frac{1}{v})(1 - T)^{v(2\alpha-1)/2} + (1 + \frac{1}{v})(1 - T)^{-v(2\alpha-1)/2} \right)^{3/2}} dv \\ &= \frac{2\alpha - 1}{2\sqrt{2}} \int_1^{\infty} \frac{(1 - T)^{(v-1/2)(2\alpha-1)/2} - (1 - T)^{-(v-1/2)(2\alpha-1)/2}}{\left((1 - \frac{1}{v})(1 - T)^{v(2\alpha-1)/2} + (1 + \frac{1}{v})(1 - T)^{-v(2\alpha-1)/2} \right)^{3/2}} dv \end{aligned}$$

The terms $(1 - T)^{(v-1/2)(2\alpha-1)/2}$ in the nominator and $(1 - \frac{1}{v})(1 - T)^{v(2\alpha-1)/2}$ in the denominator of the integrand vanish as α tends to infinity and thus

$$\begin{aligned} I_1(\alpha, T) &\sim -\frac{2\alpha - 1}{2\sqrt{2}} \int_1^{\infty} \frac{(1 - T)^{-(v-1/2)(2\alpha-1)/2}}{\left((1 + \frac{1}{v})(1 - T)^{-v(2\alpha-1)/2} \right)^{3/2}} dv \\ &= -\frac{2\alpha - 1}{2\sqrt{2}} \int_1^{\infty} \left(1 + \frac{1}{v} \right)^{-3/2} (1 - T)^{(v-1)(2\alpha-1)/4} dv. \end{aligned}$$

By partial integration we obtain

$$\begin{aligned} I_1(\alpha, T) &\sim -\frac{2\alpha - 1}{2\sqrt{2}} \left[\frac{4 \left(1 + \frac{1}{v} \right)^{-3/2} (1 - T)^{(v-1)(2\alpha-1)/4}}{(2\alpha - 1) \ln(1 - T)} \right]_1^{\infty} \\ &\quad + \frac{2\alpha - 1}{2\sqrt{2}} \int_1^{\infty} \frac{3 \cdot 4 (1 - T)^{(v-1)(2\alpha-1)/4}}{2 \left(1 + \frac{1}{v} \right)^{5/2} v^2 (2\alpha - 1) \ln(1 - T)} dv \\ &= \frac{1}{2 \ln(1 - T)} + \frac{3}{\ln(1 - T)} \int_1^{\infty} \frac{(1 - T)^{(v-1)(2\alpha-1)/4}}{\left(1 + \frac{1}{v} \right)^{5/2} v^2} dv. \end{aligned}$$

The latter integral vanishes for large α and thus

$$(15) \quad I_1(\alpha, T) \sim \frac{1}{2 \ln(1-T)}.$$

For the integral $I_2(\alpha, T)$ we proceed in a similar way. The substitution $v = 2u/(2\alpha - 1)$ yields

$$I_2(\alpha, T) = \frac{\ln(1-T)}{\sqrt{2}} \left(\frac{2\alpha - 1}{2} \right)^2 \int_1^\infty \frac{v dv}{\sqrt{(1 - \frac{1}{v})(1-T)^{(v+1)(2\alpha-1)/2} + (1 + \frac{1}{v})(1-T)^{(1-v)(2\alpha-1)/2}}}.$$

The term $(1 - \frac{1}{v})(1-T)^{(v+1)(2\alpha-1)/2}$ vanishes as α tends to infinity and thus

$$I_2(\alpha, T) \sim \frac{\ln(1-T)}{\sqrt{2}} \left(\frac{2\alpha - 1}{2} \right)^2 \int_1^\infty \left(\frac{v^3}{v+1} \right)^{1/2} (1-T)^{(v-1)(2\alpha-1)/4} dv.$$

Partial integration yields

$$\begin{aligned} I_2(\alpha, T) &\sim \frac{\ln(1-T)}{\sqrt{2}} \left(\frac{2\alpha - 1}{2} \right)^2 \left[\frac{4 \left(\frac{v^3}{v+1} \right)^{1/2} (1-T)^{(v-1)(2\alpha-1)/4}}{(2\alpha - 1) \ln(1-T)} \right]_1^\infty \\ &\quad - \frac{\ln(1-T)}{\sqrt{2}} \left(\frac{2\alpha - 1}{2} \right)^2 \int_1^\infty \frac{4v^2(2v+3)(1-T)^{(v-1)(2\alpha-1)/4}}{2 \left(\frac{v^3}{v+1} \right)^{1/2} (v+1)^2 (2\alpha - 1) \ln(1-T)} dv \\ &= -\alpha + \frac{1}{2} - \frac{2\alpha - 1}{2\sqrt{2}} \int_1^\infty \frac{\sqrt{v}(2v+3)}{(v+1)^{3/2}} (1-T)^{(v-1)(2\alpha-1)/4} dv. \end{aligned}$$

Integrating by parts once again gives

$$\begin{aligned} I_2(\alpha, T) &\sim -\alpha + \frac{1}{2} - \frac{2\alpha - 1}{2\sqrt{2}} \left[\frac{4\sqrt{v}(2v+3)(1-T)^{(v-1)(2\alpha-1)/4}}{(v+1)^{3/2} (2\alpha - 1) \ln(1-T)} \right]_1^\infty \\ &\quad + \frac{2\alpha - 1}{2\sqrt{2}} \int_1^\infty \frac{3 \cdot 4(1-T)^{(v-1)(2\alpha-1)/4}}{2\sqrt{v}(v+1)^{5/2} (2\alpha - 1) \ln(1-T)} dv \\ &= -\alpha + \frac{1}{2} + \frac{5}{2 \ln(1-T)} + \frac{3}{\sqrt{2} \ln(1-T)} \int_1^\infty \frac{(1-T)^{(v-1)(2\alpha-1)/4}}{\sqrt{v}(v+1)^{5/2}} dv. \end{aligned}$$

The latter integral vanishes for large α and thus

$$(16) \quad I_2(\alpha, T) \sim -\alpha + \frac{1}{2} + \frac{5}{2 \ln(1-T)}.$$

By plugging (15) and (16) into (12) we obtain the result

$$E_\alpha[\hat{\alpha}_{MLE}] - \alpha \sim \frac{1}{2} - \alpha + \frac{1}{2 \ln(1-T)} + \alpha - \frac{1}{2} - \frac{5}{2 \ln(1-T)} = -\frac{2}{\ln(1-T)}. \quad \square$$