

# Solitonic description of interface profiles in competition models

T. Azevedo,<sup>1,\*</sup> L. Losano,<sup>2,†</sup> and J. Menezes<sup>3,4,‡</sup>

<sup>1</sup>*Departamento de Física Teórica e Experimental,  
Universidade Federal do Rio Grande do Norte, RN, Brazil*

<sup>2</sup>*Departamento de Física, Universidade Federal da Paraíba 58051-970 João Pessoa, PB, Brazil*

<sup>3</sup>*Escola de Ciências e Tecnologia, Universidade Federal do Rio Grande do Norte  
Caixa Postal 1524, 59072-970, Natal, RN, Brazil*

<sup>4</sup>*Institute for Biodiversity and Ecosystem Dynamics, University of Amsterdam,  
Science Park 904, 1098 XH Amsterdam, The Netherlands*

We consider the spatial patterns provided by mean field numerical simulations for two competing species. As all individuals have the same rate of mobility, reproduction and competition, interfaces of empty spaces separating domains of single species are formed by a spontaneous process of symmetry breaking. We construct a Lagrangian formalism for studying the static profile of such interfaces by means of a scalar field theory framework. We identify the number density of empty spaces created by the competition interactions with a function of the energy density in scalar field systems. We then present a potential with  $Z_2$  symmetry, which leads to differential equations whose solitonic solutions describe interface profile. Finally, we compare the theoretical results with data from one-dimensional numerical simulation of the Lotka-Volterra equations and show that our model fits well the properties of interfaces.

## I. INTRODUCTION

Nature presents a large variety of diversity which results of the way the individuals of different species interact each other. The arising and evolution of spatial patterns have proved to play an important role on the population dynamics [1, 2]. Such spatial organization of species are related to rate of mobility, reproduction and competition (prey-predator interactions in trophic chains) of the individuals [3, 4], and has been investigated by using the May-Leonard model (the generalized rock-paper-scissors game) [5–9]. Although the increase of the number of species generally leads to the development of more complex dynamical patterns, the main conclusions provided by investigations of the simplest case, where only two competing species are present, are useful tools to predict the conditions of coexistence [10–15].

Recently, it has been in [16–18] that the interfaces of empty sites, created by the competition between species, enter into a scaling regime where the characteristic scale of the network  $L$  grows as  $L \propto t^{1/2}$ , which is the typical scaling law associated with nonlinear systems [19]. In addition, the generation of strings networks of empty sites has been recently shown in Ref. [20], where three-dimensional networks are considered. In this case, due to the specific symmetry in the competition rules, domains of single species are distributed around roughly circular areas where attacks mostly take place.

The results presented in literature were obtained by either stochastic numerical simulations or implementation of the Lotka-Volterra equations [21, 22]. Actually, the in-

terface networks have not been studied by means of a Lagrangian formalism since there is no potential which describes the spontaneous symmetry breaking, even though these topological defects are extensively studied in other scenarios in cosmology and condensed matter [23–31].

In this paper we aim to construct a single scalar field theory that presents the topological properties for the competition scenarios in population dynamics. In this mathematical framework, a potential with  $Z_2$  symmetry leads to a Lagrangian theory. The solutions of the equations of motion found by variational calculus describe the interface profile and provide their intrinsic topological properties, which are associated to physical aspects of the competing species model. This identification of interface patterns with domain walls may prove an useful tool for understanding the dynamics population of competing species.

In the next section, we present the mean field equations of the competition model between two species. By means of two-dimensional numerical simulations we show the formation of domains of single species and the interface networks. In Section III we introduce a new scalar field and construct the potential whose spontaneous symmetry breaking generated the solitonic solutions which we use to describe the interface profiles. We also describe the density of empty sites in the competition model as a function of the energy density in the scalar field theory. In Section IV, we find the solitonic solutions and all the topological properties of the static field theory. In Section V we make the association of all theoretical field characteristics with physical properties of the interfaces of vacancies. In Sections VI we discuss our results by contrasting the theoretical model with results found by using the numerical simulations of the Lotka-Volterra equations. Finally, the conclusions are presented in Section VII.

\*Electronic address: tiberio@dfte.ufrn.br

†Electronic address: losano@fisica.ufpb.br

‡Electronic address: jmenezes@ect.ufrn.br

## II. THE INTERFACE NETWORKS

We consider the scalar fields  $\phi_1$  and  $\phi_2$  which describe the densities of species 1 and 2, that compete with each other with same strength. In addition, we assume another scalar field  $\phi_0$  that represents the number density of empty sites left on the network by the competition between individuals of different species. Besides competing, each individual can move on the network and reproduce. For simplicity, we shall consider that the interactions of both species are quantified with same diffusion, reproduction and competition parameters,  $D$ ,  $r$  and  $p$ .

The dynamics of the field densities are given by the Lotka-Volterra equations

$$\dot{\phi}_1 = D\nabla^2\phi_1 + r\phi_0\phi_1 - p\phi_1\phi_2, \quad (1)$$

$$\dot{\phi}_2 = D\nabla^2\phi_2 + r\phi_0\phi_2 - p\phi_1\phi_2, \quad (2)$$

where  $\phi_0 = 1 - \phi_1 - \phi_2$ .

We have performed a set of two-dimensional simulations starting with random initial conditions. At the initial time, at each grid point a species was chosen at random. Namely, the values  $\phi_1 = 1$  or  $\phi_2 = 1$  were given to implement the presence of an individual of species 1 or 2, respectively.

As soon as the simulations start spatial domains with a single species are formed. This means that individuals of same species join each other for sharing regions on the lattice. Such regions are bounded by interfaces created by the competition actions. We point out that although the interfaces are mostly occupied by vacant sites,  $\phi_1$  and  $\phi_2$  are non null. This happens because whenever an individual is killed, the empty site is available to be filled by the offspring.

The left panel of Fig. 1 shows a snapshot of a  $512^2$  lattice after 5000 generations with  $p = 8.0$ ,  $r = 1.0$  and  $D = 1.0$ . The colors orange and green represent domains inhabited by individuals of species 1 and 2, respectively. The right panel shows the interfaces separating the domains of the left panel. It has been shown in Ref. [16] that the dynamics is similar to that of domain wall networks in field theory models, where the characteristic length evolving as  $L \propto t^{\frac{1}{2}}$ . This kind of curvature-driven network evolution appears in different scenarios in non-linear systems.

## III. THE SINGLE SCALAR FIELD MODEL

We now search for a field theory for describing the topological aspects of the interfaces of vacancies in the systems with two competing strategies. We shall focus on the static structure of the interfaces surrounding the domains of species. In this case, one has

$$\nabla^2\phi_1 + a\phi_0\phi_1 - b\phi_1\phi_2 = 0, \quad (3)$$

$$\nabla^2\phi_2 + a\phi_0\phi_2 - b\phi_1\phi_2 = 0, \quad (4)$$

where  $a = r/D$  and  $b = p/D$ .




FIG. 1: (Color online) Snapshots of two-dimensional mean field simulations. The colors orange and green in the left panel represent the domains with different species. The interfaces between the domains are represented on the right panels.

Let us consider a new scalar field defined by

$$\Phi = \sqrt{\frac{2H}{a}} (\phi_2 - \phi_1), \quad (5)$$

where  $H$  is the maximum value of  $\phi_0$ , which we defined as the interface height. In other words,  $H$  is the value assumed by  $\phi_0$  at the center of the interface.

Using this new scalar field Eqs. 3 and 4 can be replaced by a single equation given by

$$\frac{d^2\Phi}{dx^2} = -a\phi_0\Phi, \quad (6)$$

where we consider the one-dimensional variation of the field at the interface.

As we aim to construct a scalar field theory with  $Z_2$  symmetry in order to describe the static distribution of the empty spaces at the interfaces, we associate the content of such interfaces with the localized energy of domain walls in field theory. Therefore we make an approach where the number density of empty sites  $\phi_0$  is a directly proportional function of the energy density of the scalar field model

$$\mathcal{E} = \frac{1}{2} \left( \frac{d\Phi}{dx} \right)^2 + V(\Phi), \quad (7)$$

which in the BPS states is  $\mathcal{E} = 2V(\Phi)$ .

The potential  $V(\Phi)$  must have  $Z_2$  symmetry and the static behavior of the field in one-dimensional systems is described by the equation of motion

$$\frac{d^2\Phi}{dx^2} = \frac{dV}{d\Phi}. \quad (8)$$

### A. The Ansatz

In order to describe the interface of empty spaces by means of a potential with  $Z_2$  symmetry, we shall assume the following function to represent the density of these vacancies

$$\phi_0 = \sqrt{\mathcal{E}}. \quad (9)$$

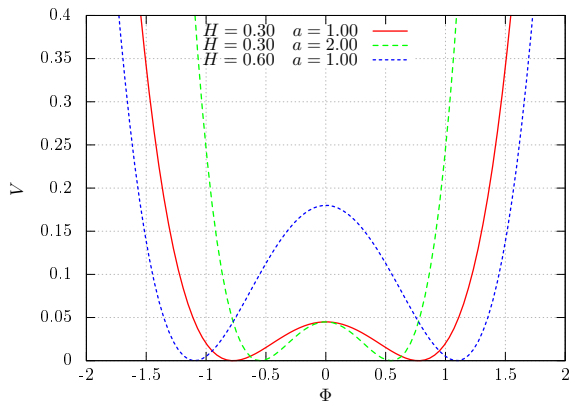


FIG. 2: The potential (Eq. 10) for Models I, II and III. The potential height and width are controlled by the parameters  $H$  and  $a$ , as it is indicated in the figure.

Substituting this *ansatz* and the equation of motion in Eq. 6, we find that the potential which generates the interfaces is

$$V(\Phi) = \frac{1}{2} \left( H - \frac{1}{2} a \Phi^2 \right)^2. \quad (10)$$

Figure 2 shows the potential for three different sets of parameters, that we shall refer as Model I ( $H = 0.30$ ,  $a = 1.0$ ), Model II ( $H = 0.30$ ,  $a = 2.0$ ) and Model III ( $H = 0.60$ ,  $a = 1.0$ ). In each case, the spontaneous symmetry breaking generates two kinds of domains occupied by species 1 or 2, respectively for  $\Phi = -\sqrt{2H/a}$  and  $\Phi = \sqrt{2H/a}$ .

We highlight that  $H$  is a function of the parameters  $a$  and  $b$ , which makes the topological modeling of the competition system dependent on the same parameters which appear in the Lotka-Volterra equations. For verifying how  $H$  behaves in terms of  $b$ , we carried out a series of one-dimensional numerical simulations of Eqs. 3 and 3. Initially the first and second parts of the grid were filled by individuals of species 1 and 2, respectively. Having the simulation started the border between the species is invaded by individuals from both sides which start the competition. As a result, a stable central interface is created. At the center of the interface the fields assume the values  $\{\phi_0 = H, \phi_1 = \phi_2 = \sqrt{H/2a} - H/2\}$ .

The maximum value of  $\phi_0$  as a function of  $a$  and  $b$  is shown in Fig. 3. Note that the larger  $b$  (or smaller  $a$ ) the higher the interface. In other words, the number of vacancies created by attacks between the competing species is increased. On the contrary, for small  $b$  (or large  $a$ ) the species mostly move and reproduce filling the vacancies and decreasing  $\phi_0$ .

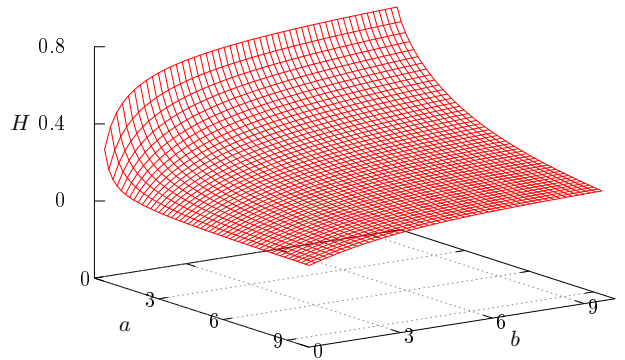


FIG. 3: The interface height (the maximum value of  $\phi_0$ ) as a function of  $a$  and  $b$ . The results were obtained by means of one-dimensional numerical implementation of Eqs. 3 and 4.

#### IV. SOLITONIC SOLUTIONS

We now search for static solitonic solutions which describe the interface profile. To this purpose we solve the equation of motion for the potential given in Eq. 10 and find that

$$\Phi(x) = \pm \sqrt{\frac{2H}{a}} \tanh \left( \sqrt{\frac{aH}{2}} x \right). \quad (11)$$

The positive solutions represent the transition between domains composed by individuals of species 1 to domains filled by species 2. In other words,  $\phi_1$  goes from 1 to 0 through the interface. On the contrary, the negative solitonic solutions indicates the change from spatial distributions of species 2 to species 1.

Figure 4 shows the positive solitonic solutions  $\Phi$  for Models I, II and III. Note that the asymptotic behavior of the solutions depends on the parameters of the model.

The solitonic solution  $\Phi(x)$  has energy given by

$$E = \frac{4}{3} \sqrt{\frac{2H^3}{a}}, \quad (12)$$

In addition, by defining the topological current  $J_\mu = \epsilon_{\mu\nu} \partial^\nu \Phi$ , the topological charge is

$$Q = \int dx J_0^2 = 2 \sqrt{\frac{2H}{a}}. \quad (13)$$

In order to verify if  $\Phi(x)$  is stable against small temporal perturbations, we substitute the perturbed function

$$\Phi(x, t) = \Phi(x) + \sum_k \eta_k(x) \cos(\omega_k t) \quad (14)$$

in the equation of motion. This yields the stability equation

$$-\frac{d^2 \eta_k(x)}{dx^2} + U(x) \eta_k(x) = \omega_k^2 \eta_k(x) \quad (15)$$

where

$$U(x) = aH \left[ 3 \tanh^2 \left( \sqrt{\frac{aH}{2}} x \right) - 1 \right], \quad (16)$$

whose solutions leads to  $\omega_k^2 \geq 0$ . This result guarantees the stability of the interface patterns in the competing species networks.

## V. THE INTERFACE PROFILE

Using the solitonic solutions presented in Eq. 11, we write the analytical function for describing the interface profile. In other words, the vacancies are distributed at the interfaces according to the following function of the spatial coordinate

$$\phi_0 = H - H \tanh^2 \left( \sqrt{\frac{aH}{2}} x \right). \quad (17)$$

The interface is shown in Fig. 5 for different values of  $a$  and  $H$ . Note that although we present three cases, we have tested a very large range of parameters of  $a$  and  $H$ .

Our theoretical approach indicates that the interface width  $\delta$  is a function of the parameters given by

$$\delta \simeq \sqrt{\frac{2}{Ha}}. \quad (18)$$

We highlight that the energy of the solitonic solutions is an important property of the interfaces, since it is a function of the number density of empty spaces at their cross sections. Hence this effective energy

$$E_{eff} = \int dx \phi_0^2 = \frac{4}{3} \sqrt{\frac{2H^3}{a}}, \quad (19)$$

characterizes the interfaces in terms of the model parameters.

Note that the energy diverges for  $a = 0$ , which means that no offspring is generated. In this situation the entire network would be composed by empty spaces, and consequently, the interface would have infinite width and energy (very large width and energy, taking into account the finiteness of the network). On the contrary, if only reproduction is present ( $a$  very large) the interface is eliminated, that is  $\delta = E_{eff} = 0$ .

Alternatively, the interfaces can be characterized by using an effective topological charge. In fact, this intrinsic interface property can be obtained by

$$Q_{eff} = \int dx \phi_0 = 2 \sqrt{\frac{2H}{a}}. \quad (20)$$

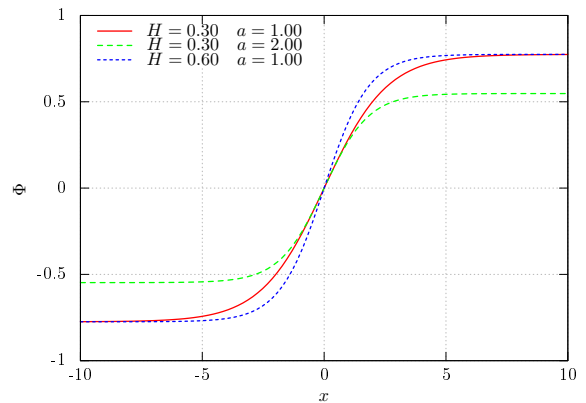


FIG. 4: The positive solitonic solutions  $\Phi(x)$  for the potentials plotted in Fig. 2. Note that as  $\Phi$  changes between the potential minima, the spatial distribution goes from domains of species 1 to domains of species 2.

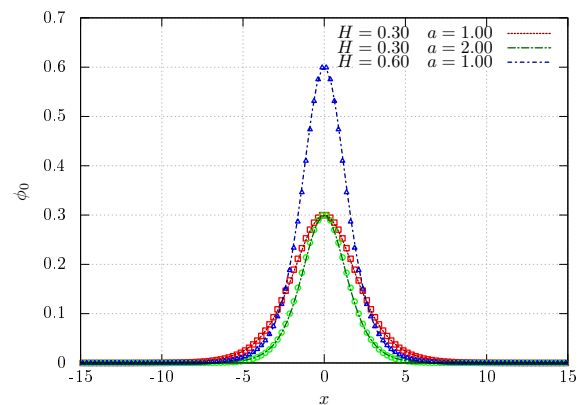


FIG. 5: Interface profiles by the parameters shown in Fig. 4. The dashed lines represent the theoretical functions, whereas the red squares, green circles and blue triangles were obtained by means of numerical simulations of Eqs. 3 and 4.

## VI. DISCUSSION

Figure 5 shows the comparison of the numerical results obtained by numerical implementations of Eqs. 3 and 4 and our model for different sets of parameters. The red, green and blue dashed lines were plotted for the Model I, II and III, respectively. These respective numerical results were obtained by using  $b = 1.2$ ,  $b = 2.4$  and  $b = 8.0$  in Eqs. 3 and 3, and are represented respectively by red squares, green circles and blue triangles. One sees that the our theoretical model fits well the numerical results provided by set of Lotka-Volterra equations.

In addition, we computed the interfaces topological properties for Models I ( $\delta = 2.58$ ,  $E_{eff} = 0.31$ ,  $Q_{eff} = 1.54$ ), II ( $\delta = 2.58$ ,  $E_{eff} = 0.62$ ,  $Q_{eff} = 1.09$ ) and III ( $\delta = 1.82$ ,  $E_{eff} = 0.87$ ,  $Q_{eff} = 2.19$ ).

Firstly, for fixed  $a$ , the interface height  $H$  is increased

when a higher  $b$  is assumed. Thus more empty sites are created between the domains of different species.

Secondly, for fixed  $H$ , as  $a$  increases the interface width decreases. Therefore as  $a = r/D$ , the narrowing of the interface is achieved either by taking a higher reproduction parameter  $r$  (less empty sites between the domains) or a lower diffusion parameter  $D$  (less individuals can reach the opposite territory).

## VII. CONCLUSIONS

We presented a new model for describing the solitonic aspects of interface profiles in competing species models by means a Lagrangean. Our scalar field model presents a potential with  $Z_2$  symmetry, whose spontaneous breaking provides the formation of two kinds domains.

We stress that although we have identified the number density of empty spaces of the network with the energy density of the scalar field system, it does not mean that these quantities have the same physical meaning at all. Actually it has been made a modeling of the numerical results of the mean-field equations by using a topological field theory formalism. Therefore the effective energy is a function of the number of vacancies at the interface cross

section.

Our topological description is also a theoretical proof of the stability of such interfaces since the solitonic solutions are stable against linear perturbations. This issue plays an important role in the understanding of population dynamics, since it allows the prediction of the extinction of one species.

The topological solutions presented for describing the interface profiles can be generalized to models with a larger number  $N$  of species, either forming  $N/n$  partnerships of  $n$  species or fighting each other in  $N$  different types of spatial domains. In this generalized models the interfaces might join each other in  $Y$ -type or  $N$ -type junctions, depending on the effective energy of the different interfaces present in the network. Our model can be used to investigate how the junctions are preferred according to the intrinsic effective energy and topological charge of different interfaces.

## Acknowledgments

We thank CAPES and CNPQ/Fapern for financial support.

- 
- [1] M. A. Nowak, *Evolutionary Dynamics: Exploring the Equations of Life* (Harvard University Press, 2006).
  - [2] R. C. Sole and J. Bascompte, *Self-Organization in Complex Ecosystems* (Princeton UP, Princeton, 2006).
  - [3] J. M. Smith, *Evolution and the Theory of Games* (Cambridge University Press, Cambridge, UK, 1982).
  - [4] G. Szabó and G. Fáth, *Physics Reports* **446**, 97 (2007).
  - [5] R. May and W. Leonard, *SIAM Journal on Applied Mathematics* **29**, 243 (1975).
  - [6] B. Kerr, M. A. Riley, M. W. Feldman, and B. J. M. Bohannan, *Nature* **418**, 171 (2002).
  - [7] T. Reichenbach, M. Mobilia, and E. Frey, *Nature* **448**, 1046 (2007).
  - [8] L. Frachebourg, P. L. Krapivsky, and E. Ben-Naim, *Phys. Rev. Lett.* **77**, 2125 (1996).
  - [9] T. Reichenbach, M. Mobilia, and E. Frey, *Phys. Rev. Lett.* **99**, 238105 (2007).
  - [10] B. C. Kirkup and M. A. Riley, *Nature* **428**, 412 (2004).
  - [11] A. Roman, D. Konrad, and M. Pleimling, *Journal of Statistical Mechanics: Theory and Experiment* p. P07014 (2012).
  - [12] A. Roman, D. Dasgupta, and M. Pleimling, *Phys. Rev. E* **87**, 032148 (2013).
  - [13] G. Szabó, *Journal of Physics A: Mathematical and General* **38**, 6689 (2005).
  - [14] G. Szabó and T. Czárán, *Phys. Rev. E* **64**, 042902 (2001).
  - [15] A. F. Lütz, S. Risau-Gusman, and J. J. Arenzon, *Journal of Theoretical Biology* **317**, 286 (2013).
  - [16] P. P. Avelino, D. Bazeia, L. Losano, and J. Menezes, *Phys. Rev. E* **86**, 031119 (2012).
  - [17] P. P. Avelino, D. Bazeia, L. Losano, J. Menezes, and B. F. Oliveira, *Phys. Rev. E* **86**, 036112 (2012).
  - [18] P. P. Avelino, D. Bazeia, L. Losano, J. Menezes, and B. F. de Oliveira, *Phys. Rev. E* **89**, 042710 (2014).
  - [19] J. J. Arenzon, A. J. Bray, L. F. Cugliandolo, and A. Sicilia, *Phys. Rev. Lett.* **98**, 145701 (2007).
  - [20] P. Avelino, D. Bazeia, J. Menezes, and B. de Oliveira, *Physics Letters A* **378**, 393 (2014).
  - [21] V. Volterra, *Lecons sur la Theorie Mathematique de la Lutte pour la Vie* (Gauthier-Villars, Paris, (1931)), 1<sup>st</sup> ed.
  - [22] A. J. Lotka, *Journal of the American Chemical Society* **42**, 1595 (1920).
  - [23] J. Stavans and J. A. Glazier, *Phys. Rev. Lett.* **62**, 1318 (1989).
  - [24] J. A. Glazier and D. Weaire, *J. Phys. Cond. Mat.* **4**, 1867 (1992).
  - [25] H. Flyvbjerg, *Phys. Rev. E* **47**, 4037 (1993).
  - [26] C. Monnereau and M. Vignes-Adler, *Phys. Rev. Lett.* **80**, 5228 (1998).
  - [27] D. Weaire and R. Hutzler, *The physics of foams* (Oxford University Press, Oxford, 2000).
  - [28] S. G. Kim, D. I. Kim, W. T. Kim, and Y. B. Park, *Phys. Rev. E* **74**, 061605 (2006).
  - [29] P. P. Avelino, C. J. A. P. Martins, J. Menezes, R. Menezes, and J. C. R. E. Oliveira, *Phys. Rev. D* **78**, 103508 (2008).
  - [30] P. P. Avelino, R. Menezes, and J. C. R. E. Oliveira, *Phys. Rev. E* **83**, 011602 (2011).
  - [31] G. W. Semenov, V. Semenov, and F. Zhou, *Phys. Rev. Lett.* **101**, 087204 (2008).