

Influence of Specific Surface Area of Powder on Hydrogen Desorption Kinetics for Metal Hydrides

I. V. DROZDOV*

March 2, 2022

Abstract

The observable results for desorption kinetics by powder of metal hydride on the example of magnesium hydride are reproduced with the model formulated in terms of specific surface of powder. A volumetric measurement of hydrogen desorption process is evaluated on an example of wet ball milled magnesium hydride, and can be applied generally for any metal hydride. The exact solution of the model reproduces the shape of experimental curves for desorption process providing a satisfying agreement with experimental data.

Keywords: Hydrides, hydrogen storage, specific surface area, ball milling, desorption, kinetics

1 Introduction

Metal hydrides are considered as a potential hydrogen storage material because they have a high storage capacity by weight. Especially the magnesium hydride reaches the theoretical maximal value of 7.66 wt%, but its main drawback are the high sorption temperature (573-673K) and the sluggish sorption kinetics, commonly typical for metal hydrides (of light metals in the first instance). We restrict the following discussion on this material only, retaining that the modelling outlined below is nonspecific and can be applicable for any metal hydride.

*Corresponding author, e-mail: drosdow@uni-koblenz.de

In recent years, significant process has been made using nanocrystalline Mg hydride produced by high energy milling and adding suitable catalysts in order to improve the sorption kinetics. Without catalysts the desorption temperature of high energy milled Mg hydride is still higher than 573K.

As it was reported from the recent research ([1]), wet ball milling method was used to produce nanocrystalline Mg hydride which is different from the conventional high energy ball milling. As we know, during high energy milling, particle size is decreased significantly, that influence the sorption behavior.

Additionally, it has been found, that the wet ball milled powder demonstrates a better desorption kinetics as the same dry ball milled powder with the same particle size. The reason could be probably the higher specific surface area of the former one. Hence a model operating with the specific surface area instead of particle size would be more suitable for evaluation of sorption capability of powders.

2 Model reformulation in terms of morpho-factor and specific surface area

2.1 The morphological factor of particles

A transport of hydrogen in-/outwards of a metal particle with the characteristic size d occurs through its surface. The rate of the total hydrogen permeation is therefore proportional to the surface area S , i.e. $\sim d^2$, whereat the hydrogen content of the particle is proportional to its volume V , $\sim d^3$. From these suggestions it is to expect the characteristic sorption time τ (especially for short time distances) to be dependent linearly on the characteristic particle size d . The dimensionless proportionality factor $1/\xi := \sqrt[3]{V}/\sqrt{S}$ is dependent on geometry/morphology of the particle.

For strongly convex particles it lies typically between 2.684 (tetrahedron) and 2.199 (ball). For concave poly-particles with cavities (e.g. wet ball milled) or plain cakes (like original MgH_2 particles), this factor is to expect overcoming a double value. It means that at the same particle size, the specific surface of the compound can differ up to several times, provided by the surface morphology, that can influence the characteristic sorption time.

The dependence outlined above should hold in the leading order if we compare powders with different particle sizes. The characteristic sorption times of particles 1 and 2 are expected to relate to each other like their characteristic sizes,

$$\tau_1/\tau_2 \sim d_1/d_2. \tag{1}$$

It should be the main effect providing an advantage of wet ball milled compound over the dry ball milled and other conventional ones. This hypothesis proposed in our recent publication [2], devoted to the simple sorption modelling, would be subjected an experimental validation if we have samples consisting of equal sized particles with the same morphology, e.g. spherical. In fact an attempt to verify the relation (1) for different kinds of materials, e.g. as-received and dry-ball milled, stumbles on the deviation up to several times. As possible reasons the next obvious reasons can be considered:

1. all particles in a sample are of different sizes, described by a certain size distribution;
2. samples of different materials consist of particles with different morphology, the ratio of morphofactors ξ_1/ξ_2 can reach several times, as noted above.

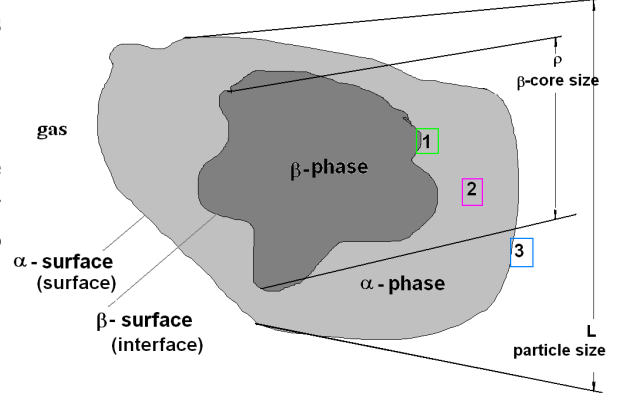
The exact measurement of size distribution is extensive and the evaluation of the results is not unique, while the measurement of specific surface via BET is successfully available and is exact enough. Instead of the size distribution together with the morphofactor ξ we can take this specific surface area for a governing parameter.

The idea of the improvement of the model proposed below is to take the specific surface into account instead of the characteristic particle size as it was considered before [2]. Additionally, the shrinkage of the outer surface caused by the volume shrinkage is considered, and the influence of this effect is accounted and estimated in the model. The analysis of results is simplified thereby, that the model still allows an analytical approach.

2.2 Improvement and generalization of the linear model

The spherical symmetry of particles as considered in the previous formulation [2] of the model, was assumed there following a number of similar models [3, 4] only for the sake of transparency.

In fact, the confluent model [4] under consideration does not demand any symmetry: the desorption rate depends only on the total surface of the particle and 'does not see' the surface of the inner β -core, since the α -concentration between these two surfaces remains constant homogeneous due to fast α -diffusion as assumed. So, the results can be performed for a particle of an arbitrary form, without further requirements.



We remind here briefly on the formulation of the model [2]: The inner core consists of the stoichiometric MgH_2 in the β -phase (β -core), having a total volume v_β shrinking during the desorption. In fact, the geometry and deformation of the β -core during the desorption as well as the number of such β -cores in a single particle is unimportant for results of the model. The remaining space of the particle is the α -phase consistent of dissolved H^+ ions in the metallic magnesium with the constant (for the given temperature) molar concentration X , [mol/m^3]. The molar concentration Y of hydrogen atoms in the β -phase is always constant, $Y = 110119$ [mol/m^3]

Then we have, for the balance of desorbed hydrogen atoms \dot{v} , [mol/s]

$$\dot{v} = -(Y - \eta X) \frac{dv_\beta}{dt}, \quad (2)$$

with initial and final conditions:

$$v_\beta(t = 0) = v_0; \quad v_\beta(t = \tau) = \eta v_0, \quad (3)$$

v_0 - initial volume of the single particle, τ - the life time of complete decay of the β -phase. The volume shrinkage coefficient η is taken into account, because of different densities of magnesium hydride and metallic magnesium [2]. Then, for the current volume of the particle we have

$$v(t) = (1 - \eta)v_\beta(t) + \eta v_0 \quad (4)$$

The surface s of the particle is in any time t related to the volume by

$$s(t) = \frac{1}{\xi^2} v(t)^{2/3} = \frac{1}{\xi^2} [(1 - \eta)v_\beta(t) + \eta v_0]^{2/3}. \quad (5)$$

Finally, the desorption kinetics is controlled by two surface parameters of the reaction $2H \rightleftharpoons H_2$, the desorption constant b and the re-adsorption k , whereat the desorption rate is proportional to the particle surface s :

$$\dot{v}_i = s(bX^2 - kp), \quad (6)$$

p -total outer pressure of molecular hydrogen.

With p_i -the partial pressure produced by desorption from i -th particle in the volume V we have

$$\nu_i(t) = (v_0 - v_\beta(t))[Y - \eta X] = \frac{2}{R}\{V/T\}p_i(t) \quad (7)$$

and a differentiation of this relation combined with 2 provides

$$\frac{2}{R}\{V/T\}\dot{p}_i = -\dot{v}_{i,\beta}[Y - \eta X] = \frac{bX^2 - kp}{\xi^2} [(1 - \eta)v_\beta + \eta v_0]^{2/3}, \quad (8)$$

here

$$p = \sum_i p_i \quad (9)$$

Now, introducing the notations

$$A(p) = \frac{R}{\xi^2} \cdot \frac{bX^2 - kp}{2\{V/T\}}; \quad B = \frac{2}{R} \frac{(\eta - 1)\{V/T\}}{Y - \eta X} \quad (10)$$

we express the evolution of pressure p as measured:

$$\dot{p}_i = A[Bp_i + v_{0i}]^{2/3} \quad (11)$$

The equation cannot be simply summarized over p_i to obtain the total pressure p , because of the power $2/3$.

We can verify this formula first for the special case of equal particles. To this end we assume the powder sample to contain N particles of equal size and equal form (morphology). It means then

$$p = Np_i, \quad \bar{s} = Ns_i, \quad \bar{v} = Nv_{0i} \quad (12)$$

for the total pressure, total surface of desorption and the total initial volume of powder in the sample, whereat \bar{v} and \bar{s} are related by

$$(\bar{v}/N)^{1/3} = \xi(\bar{s}/N)^{1/2}. \quad (13)$$

The factor ξ can be generally established using indirect measurements. In this special case we prefer instead of ξ other parameters measured directly to perform the calculation to compare with experimental results.

The knowledge of the sample mass m , mass density ρ and the specific surface σ (BET) allows the elimination of the morphological factor ξ by

$$\frac{m}{\rho N} = \xi^3 \left(\frac{\sigma m}{N} \right)^{3/2} \quad (14)$$

The resulting evolution of the total pressure is described by

$$\dot{p} = \frac{\sigma m R}{2\{V/T\}} (bX^2 - kp) \left[\frac{2\rho}{mR} \cdot \frac{(\eta - 1)\{V/T\}}{Y - \eta X} p + 1 \right]^{2/3} \quad (15)$$

where two terms in brackets are of magnitude comparable to each other. The desorption measurements have been carried out for several samples with the order of magnitudes:

$$1 - \eta = 0.23, \quad \rho = 1450 \text{ kg/m}^3, \quad \{V/T\} \sim 10^{-7} \text{ m}^3/K, \quad m \sim 100 \text{ mg}, \quad Y - \eta X \sim 10^5 \text{ mol H/m}^3$$

It provides the first term in brackets about 0.08 compared to unity. Therefore, at the beginning of desorption (for small p), the desorption kinetics is quite well described by the simplified equation:

$$\dot{p} = \frac{\sigma m R}{2\{V/T\}} (bX^2 - kp) \equiv \varepsilon_{\sigma, m} (bX^2 - kp) \quad (16)$$

Especially for the case that all particles are initially of the spherical form, $\sigma = 3/(L\rho)$ and we obtain the kinetic formula of [2]. However, if the pressure increases e.g. doubled (trebled), the first term in brackets (15) becomes 0.16 (0.24) respectively, and in principle may not be neglected anymore.

Finally, the description in terms of specific surface can be subjected to verification, under assumption, the kinetic desorption and re-adsorption constants k and p as well as the critical α -concentration X are inherent properties of the material, independent of geometry/morphology and remain therefore the same for all kinds of compound (original, dry- and wet-ball-milled).

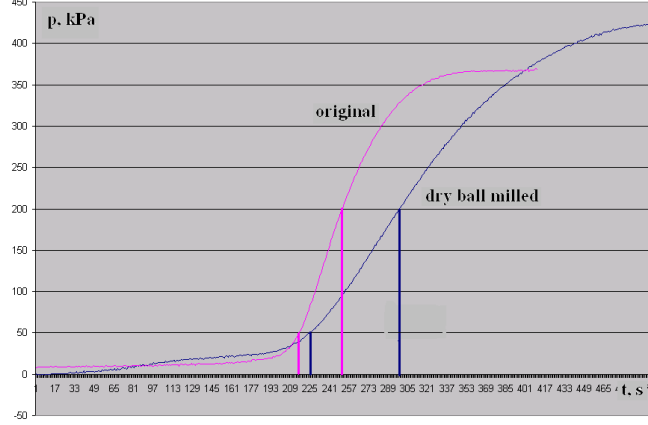
We take the solution of (16) in a linear approximation of kind

$$p(t) = \frac{bX^2}{k} \left(1 - e^{-\varepsilon_{\sigma, m} k t} \right) \sim bX^2 \varepsilon_{\sigma, m} t \quad (17)$$

The proportionality expected to hold for two different kinds 1 and 2 of compound will be :

$$\frac{p_1}{p_2} = \frac{m_1 \mathcal{P}_1 t_1}{m_2 \mathcal{P}_2 t_2} \cdot \frac{\sigma_1}{\sigma_2} \quad (18)$$

As an example, two desorption curves for desorption of as-received MgH_2 (m=140 mg , purity $\mathcal{P} = 0.85$) and dry ball milled (m=149 mg, $\mathcal{P} = 0.91$). The approximately linear increase of pressure for both samples between 50 and 200 kPa ($p_1 = p_2$) lasts 35 and 73 sec respectively.



It provides:

$$\frac{m_2 \mathcal{P}_2 t_2}{m_1 \mathcal{P}_1 t_1} = 2.376 \quad (19)$$

2.3 Analytical Solution

Introducing the notations:

$$\begin{aligned} \bar{p} &= \frac{bX^2}{k} \quad \text{for the 'threshold' pressure} \\ \bar{Y} &= \frac{Y - \eta X}{1 - \eta} \quad \text{for the 'effective desorbable' molar concentration of hydrogen in compound} \\ \epsilon &= \frac{mR}{2\{V/T\}} \quad \text{for the experimental equipment factor, like } \epsilon \text{ [2]} \end{aligned} \quad (20)$$

in the (15), we rewrite it in the form

$$\frac{dp}{(\bar{p} - p) \left[1 - \frac{\rho}{\epsilon \bar{Y}} p\right]^{2/3}} = \sigma \epsilon k dt \quad (21)$$

with the further notations

$$\Pi := \bar{Y} \frac{\epsilon}{\rho}; \quad \bar{P} := (\Pi - \bar{p})^{1/3}; \quad P_0 := (\Pi - p_0)^{1/3}, \quad (22)$$

the solution obeying the initial condition $p(t=0) = p_0$ reads [7]

$$\begin{aligned} -\sigma \epsilon k \frac{\bar{P}^2}{\Pi^{2/3}} t &= \frac{3}{2} \ln \frac{(\Pi - p)^{1/3} - \bar{P}}{P_0 - \bar{P}} \left[\frac{\bar{p} - p_0}{\bar{p} - p} \right]^{1/3} - \\ &- \sqrt{3} \arctan \sqrt{3} \frac{(\Pi - p)^{1/3} - P_0}{2 \left(\frac{(\Pi - p)^{1/3} P_0}{P} + \bar{P} \right) + (\Pi - p)^{1/3} + P_0} \end{aligned} \quad (23)$$

that is now suitable for graphical evaluations.

In the Fig.5 shown below, the desorption kinetics, described by the present pressure-time law (24) outlined above, depicted by the red line, is compared with the simplified law

$$t(p) = \frac{1}{\kappa} \ln \frac{\bar{p} - p_0}{\bar{p} - p}, \quad (24)$$

obtained in [2], where the effective shrinking of the specific surface due to desorption is not taken into account (green line). As expected, this feature leads to the slowdown of desorption at higher pressures. This effect is the appreciable, the less is the sample mass in the volumetric setup.

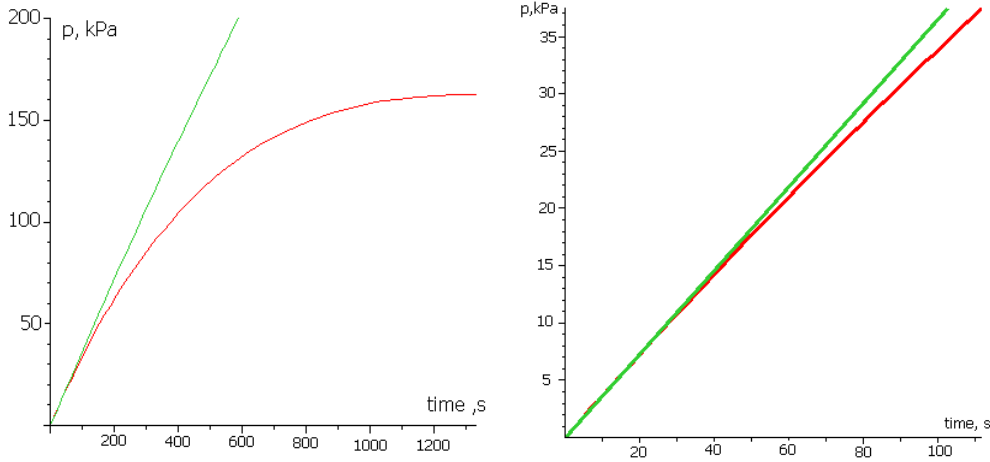


Fig.5 the deviation of kinetics (24) and (24) from each other for the end of desorption(left); in fact these processes are only valid up to the pressure $p_{\alpha \rightarrow \beta}$, for 15 mg MgH_2 of 0.8 purity (case II of [2]-complete desorption).

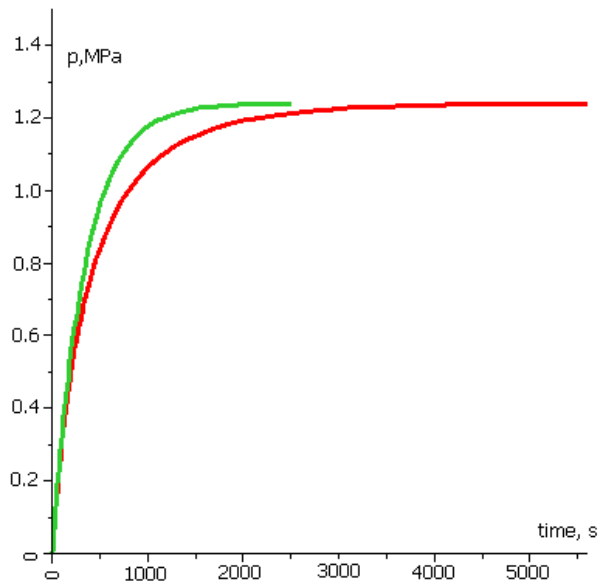


Fig.6 Also, for the case I - reaching the threshold pressure \bar{p} , (200 mg) are two kinetic laws different

References

- [1] Li Meng, PhD Thesis, Forschungszentrum Juelich (2010)
- [2] I. Drozdov, Li Meng, V. Kochubey, R. Vaßen, G. Mauer and D. Stöver, submitted to Int.J.Hydr.Energy
- [3] F. J. Castro, G. Meyer, J. Alloys. Compd. **330-332** (2002) 59-63
- [4] I. E. Gabis, A. P. Voit, E. A. Evard, Yu. V. Zaika, I. A. Chernov, V. A. Yartys, J. Alloys. Compd. **404-406** (2005) 312-316
- [5] V. I. Shapovalov, N. P. Serdyuk, O. P. Semik, Reprts. Acad. Sc. UkrSSR(ukr.) (1981) 99-101
- [6] Z. D. Popovic, G. R. Piercy Metall.Trans.A **6** (1975)1915-17
- [7] I. S. Gradshteyn, I. M. Ryzhik *Tables of Integrals, Sums, Series & Products* Moscow, (1963)